

2012 COLORADO RAPIDS
MEDIA GUIDE



2012 COLORADO RAPIDS

REGULAR SEASON SCHEDULE

DAY	DATE	OPPONENT	TIME	TV
Sat	March 10	COLUMBUS CREW	4:00 p.m.	Altitude
Sun	March 18	Philadelphia	2:00 p.m.	NBC Sports
Sun	March 25	New York	2:00 p.m.	ESPN
Sun	April 1	CHICAGO FIRE	5:00 p.m.	Altitude/Galavision
Sat	April 7	Real Salt Lake	7:00 p.m.	TBD
Sat	April 14	Seattle	2:00 p.m.	Altitude
Sat	April 21	LA GALAXY	7:00 p.m.	Altitude
Sat	April 28	CHIVAS USA	7:00 p.m.	Altitude
Wed	May 2	New England	6:00 p.m.	Altitude
Sun	May 6	FC Dallas	5:00 p.m.	Altitude/Galavision
Wed	May 16	D.C. United	5:30 p.m.	Altitude
Sat	May 19	SPORTING KANSAS CITY	7:00 p.m.	Altitude
Sat	May 26	MONTREAL IMPACT	7:00 p.m.	Altitude
Sat	June 16	Vancouver	5:00 p.m.	Altitude
Wed	June 20	SAN JOSE EARTHQUAKES	7:30 p.m.	Altitude
Sat	June 30	PORTLAND TIMBERS	7:00 p.m.	Altitude
Wed	July 4	VANCOUVER WHITECAPS FC	7:30 p.m.	Altitude
Sat	July 7	Seattle	9:00 p.m.	NBC Sports
Sat	July 14	FC DALLAS	7:00 p.m.	Altitude
Wed	July 18	Toronto FC	5:00 p.m.	Altitude
Sat	July 21	Real Salt Lake	8:00 p.m.	Altitude
Sat	July 28	SEATTLE SOUNDERS FC	7:00 p.m.	Altitude
Sat	August 4	REAL SALT LAKE	7:00 p.m.	Altitude
Sat	August 11	FC Dallas	7:00 p.m.	Altitude
Sat	August 18	CHIVAS USA	7:00 p.m.	Altitude
Sat	August 25	San Jose	8:30 p.m.	Altitude
Fri	August 31	Portland	8:30 p.m.	NBC Sports
Wed	September 5	PORTLAND TIMBERS	7:00 p.m.	NBC Sports
Sun	September 16	Los Angeles	5:00 p.m.	Altitude/Galavision
Sun	September 23	Vancouver	5:30 p.m.	Altitude
Sun	September 30	LA GALAXY	5:00 p.m.	Altitude/Galavision
Sat	October 6	SAN JOSE EARTHQUAKES	7:00 p.m.	Altitude
Sat	October 20	Chivas USA	8:30 p.m.	Altitude
Sat	October 27	HOUSTON DYNAMO	7:00 p.m.	Altitude

All Colorado Rapids home games played at Dick's Sporting Goods Park.

For tickets and match information, call 303.825.GOAL or visit ColoradoRapids.com.



Home games in CAPS (All times MT)

All dates are subject to change. Schedule last updated on 2/24/2012



EXPERIENCE 5280.

CALL NOW TO RESERVE YOUR SEASON TICKETS 303.825.GOAL



TABLE OF CONTENTS

INTRODUCTION

2012 Ticket Prices.....	2
Dick's Sporting Goods Park.....	3
Media Information Guidelines.....	4-5

CLUB

Owner & Governor.....	8-9
Alternate Governor.....	10
President.....	12
Vice President, Commercial Operations.....	13
KSE Executive Staff.....	14
Rapids Front Office Staff.....	15-16
Rapids & Stadium Staff.....	17
Rapids in the Community.....	18-19
Rapids Academy/adidas Alliance.....	20
Partner Club.....	21
Mascots.....	22

TECHNICAL STAFF

Technical Director.....	24
Head Coach.....	25
Coaching Staff.....	26-28
Support Staff.....	29-30

PLAYERS

2012 Rapids Roster.....	32
How the Rapids Were Built.....	33
Ababio, Eddie.....	34
Akpan, Andre.....	35
Amarikwa, Quincy.....	36-37
Armstrong, Davy.....	38
Cascio, Tony.....	39
Casey, Conor.....	40-42
Castrillón, Jaime.....	43
Ceus, Steward.....	44-45
Cummings, Omar.....	46-47
Emory, Steven.....	48-49
Freeman, Hunter.....	50-51
Janniere, Josh.....	52-53
Joyce, Ian.....	54-55
Kimura, Kosuke.....	56-57
LaBaux, Ross.....	58-59
Larentowicz, Jeff.....	60-61
Marshall, Tyrone.....	62-63
Mastroeni, Pablo.....	64-67
Moor, Drew.....	68-69
Mullan, Brian.....	70-73
Nane, Joseph.....	74-75
Palguta, Scott.....	76-77
Pickens, Matt.....	78-79
Rivero, Martín.....	80-81
Smith, Jamie.....	82-83
Thompson, Wells.....	84-85
Wallace, Anthony.....	86-87
Wynne, Marvell.....	88-89
Yamada, Kohei.....	90-91
Zapata, Luis.....	92

1996-2011

2011 Rapids.....	94-98
2010 Rapids.....	99-103
2009 Rapids.....	104-108
2008 Rapids.....	109-113
2007 Rapids.....	114-118
2006 Rapids.....	119-123
2005 Rapids.....	124-128
2004 Rapids.....	129-133
2003 Rapids.....	134-138
2002 Rapids.....	139-143
2001 Rapids.....	144-148
2000 Rapids.....	149-153
1999 Rapids.....	154-158
1998 Rapids.....	159-163
1997 Rapids.....	164-169
1996 Rapids.....	170-175

PLAYOFFS

2011 Playoffs.....	178-179
2010 Playoffs.....	180-182
2006 Playoffs.....	184-185
2005 Playoffs.....	186-187
2004 Playoffs.....	188-189
2003 Playoffs.....	190-191
2002 Playoffs.....	192-194
2000 Playoffs.....	196-197
1999 Playoffs.....	198-199
1998 Playoffs.....	200-201
1997 Playoffs.....	202-204
Rapids All-Time Playoff Results.....	205
Rapids All-Time Playoff Records.....	206-207

RECORD BOOK

All-Time Rapids Records.....	210-218
Team vs. Team.....	219
All-Time Results by Opponent.....	220-224
Rapids Award Winners.....	225-227
Gallery of Honor.....	228
Rapids Draft History.....	229-231
International.....	232-234
U.S. Open Cup.....	236-241
2011 Rapids Reserves.....	242-243
2008 Rapids Reserves.....	244-245
2007 Rapids Reserves.....	246-247
2006 Rapids Reserves.....	248-249
2005 Rapids Reserves.....	250-251

MLS

2011 MLS Regular Season Statistics.....	254-256
Opponent Directory.....	257-261
2012 MLS Rules of Competition.....	262-263
2012 MLS Player Rules & Regulations.....	264-268
MLS 2012 Schedule.....	269-273

The 2012 Colorado Rapids Media Guide was written and edited by the team's media relations department. Any commercial use of the information and/or insignias within is prohibited without the prior written consent of Major League Soccer, the Colorado Rapids and Kroenke Sports & Entertainment. The information in this publication is based on data available through February 24, 2012. For latest updates visit www.coloradorapids.com. Copyright © Colorado Rapids.

Director of Media Relations: David Lindholm

Design and Production: Sara True

Photography: Garret Ellwood, Rapids and MLS Photographers, Getty Images

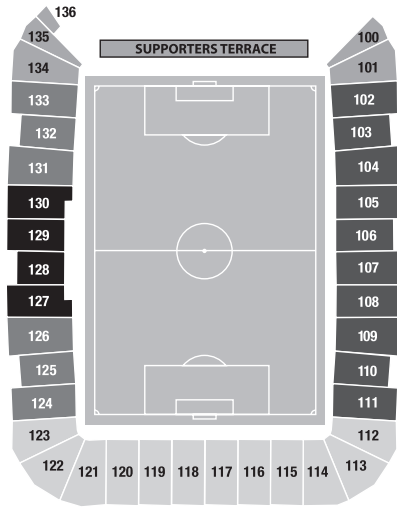
Media Relations Coordinator: Rachel Sweeney

Stats: Elias Sports Bureau

2012 TICKET PRICES

SINGLE GAME TICKET PRICES

- **West VIP** **\$45**
(Sections 127-130)
- **West Sideline** **\$37**
(Sections 124-126, 131-133)
- **East Sideline** **\$34**
(Sections 102-111)
- **South Endline** **\$28**
(Sections 112-123)
- **North Endline** **\$22**
(Sections 100, 101, 134-136, Supporters Terrace)



SEASON TICKET PACKAGE PRICES

FULL SEASON TICKET PACKAGE

Location	(per game)	Adult	Youth (3-16)
● West VIP	(\$37)	\$629	\$382.50
● West Sideline	(\$32)	\$544	\$297.50
● East Sideline	(\$28)	\$476	\$272
○ South Endline	(\$21)	\$357	\$229.50
○ North Endline	(\$14)	\$238	\$187

9-GAME PACKAGE

Location	(per game)	Adult	Youth (3-16)
● West Sideline	(\$33)	\$297	\$153
● East Sideline	(\$30)	\$270	\$135
○ South Endline	(\$24)	\$216	\$117
○ North Endline	(\$18)	\$162	N/A

5-GAME PACKAGE

Location	(per game)	Adult	Youth (3-16)
● West Sideline	(\$36)	\$180	N/A
● East Sideline	(\$33)	\$165	N/A
○ South Endline	(\$27)	\$135	N/A
○ North Endline	(\$20)	\$99	N/A

DICK'S SPORTING GOODS PARK

One of the jewels of Denver's sports landscape is the 18,086-seat Dick's Sporting Goods Park, home of the Colorado Rapids. Surrounded by a 24-field, fully lit professional soccer complex, the stadium is located nine miles northeast of downtown Denver and only fifteen miles from Denver International Airport near the intersection of Interstate 70 and Quebec Street.



world-class grass field with an underground heating and draining system. The stadium also features cutting edge technology, highlighted by its large video scoreboard, LED boards, as well as its fully-integrated digital signboard system.

The stadium opened its doors for the first time to the public on April 7, 2007 when it hosted Major League Soccer's season opener as the Colorado Rapids defeated D.C. United 2-1.

Dick's Sporting Goods Park also hosts other youth and adult sporting events year-round on the fields complex, as well as soccer, lacrosse, rugby, American football, hurling, kickball and dodge ball programs, practices, events and tournaments.

Since the stadium's opening, it has played host to many high-profile concerts and public events, including the inaugural musical performance by Kenny Chesney, the Academy of Country Music's two-time Entertainer of the Year. The concert was attended by over 19,000 fans, with some seated on the stadium field. Other events have included the Mile High Music Festival, a two-day festival which has featured roughly 50 bands on specially constructed stages around the 24 fields surrounding the stadium.

Dick's Sporting Goods Park anchors the 917-acre Prairie Gateway site that is a public-private partnership between Kroenke Sports & Entertainment and Commerce City. The site also hosts the new Commerce City municipal hall, retail facilities, offices for the U.S. Fish and Wildlife Service, and a visitors' center for the Rocky Mountain Arsenal Wildlife Refuge, among other entities.

Constructed and operated by Kroenke Sports & Entertainment, Dick's Sporting Goods Park cost \$131 million to build, which included construction of the stadium, the 24-field complex, and infrastructure improvements leading to the complex, including road widening.

Stadium amenities include a total of 18 loge-style luxury suites, a unique open concourse design that allows for 360-degree sightlines to the field, and a

DICK'S SPORTING GOODS PARK QUICK FACTS

- 18,086 stadium capacity (expandable to 26,000 for concerts)
- Over 2.85 million square feet of grass on the fields complex (66 acres)
- 24 fully lit playing fields surrounding the stadium
- World-class Kentucky Bluegrass stadium field (120 x 75 yards)
- Exact duplicate of stadium field for the Rapids on the fields complex
- 5 fully equipped professional locker rooms
- 18 luxury suites, a Corporate Hospitality Suite, and a Chairman's Club suite
- Roof designed to resemble the tectonic plates that create the Rocky Mountains
- One of a kind Pedestrian Bridge that connects the east and west concourses
- Open concourse with 360 degree sightlines to the field
- Full-service Cantina bar and restaurant, able to open on non-event days
- Separate private entrance to broadcast booths, scoreboard control and press box
- Press box fits up to 90 media members, and features both indoor/outdoor seating
- Nine miles from downtown Denver and 15 miles from Denver International Airport
- Off-site marquee sign featuring 2 LED boards, located at corner of 56th & Quebec

MEDIA INFORMATION GUIDELINES

The Colorado Rapids Media Relations Department would like to welcome media to the club's 17th season in Major League Soccer. It is our goal to assist all working media in their coverage of the team, and the club has established the following guidelines to maintain an efficient and professional environment for all members of the press.

Parking

All parking at Dick's Sporting Goods Park is free, and there is no designated media lot. Media members are welcome to take the closest parking spot available upon arrival.

Media Areas

Credentialed media should enter the stadium at the Media Entrance at Dick's Sporting Goods Park, located on the west side of the stadium between gates G and H. The Media Entrance opens two hours prior to the game and two-and-a-half hours prior to international games or doubleheaders.

The Press Box at Dick's Sporting Goods Park is located on the third level of the stadium, and can be accessed by the stairs or the elevator at the Media Entrance.

Photographers can reach field level via the stairs between Sections 131 and 132. These stairs are on the west side of the stadium, near the Media Entrance.

Access to the locker rooms requires walking to the north building on the concourse level, taking the stairs or elevator to the bottom level and walking to the northeast corner of the building where the visitor and home locker rooms are located.

Press Box Guidelines

The Press Box at Dick's Sporting Goods Park is on the stadium's third level, and opens two hours prior to kickoff at Rapids matches. Admittance is limited to working media members with credentials only, and the Press Box is a working environment for writers, reporters, broadcasters, and game personnel. Cheering is not permitted in the Press Box. Family members and guests will not be allowed in any working media areas. Abuse of the Press Box and media privileges will result in forfeiture of credentials.

The Press Box includes outdoor seating for all media members, so please dress appropriately for the weather. Food will be provided to working media when available.

Photographer Guidelines

All media photographers attending Colorado Rapids matches at Dick's Sporting Goods Park are expected to

maintain professional behavior and follow guidelines set forth by Major League Soccer.

Photographers may only shoot game action from field level; no photographs may be taken from the Press Box or seating areas. Prior to the game, photographers may move to midfield to shoot starting lineups, but immediately afterward are required to move behind one of the end lines (either the north or south end of the field) and stay on that side for the entire half. Credentialed photographers may not switch ends of the field during the run of play, nor cross behind the benches.

No photographers are permitted on the field of play at any time, including pre- or post-game.

All credentialed photographers with video cameras are only permitted to film the first 15 minutes of each half of play.

Media members shooting or filming the game will be asked to wear a media bib for the duration of the match; photo bibs can be picked up on the press level in Radio Booth #4.

Locker Rooms and Pre- or Post-Game Interviews

The Rapids and visitor locker rooms are located in the north building at Dick's Sporting Goods Park. In accordance with MLS policy, media have access to players at the locker rooms until 60 minutes before the game starts and again 15 minutes after the final whistle. Only working media members with prominently displayed credentials will gain admittance to the locker rooms. Your cooperation and professional courtesy is asked in maintaining a proper working atmosphere for postgame interviews. Absolutely no autographs are allowed during media access periods.

Interviews that need advance preparations or special accommodations should be made by calling or emailing the Rapids Media Relations Department. This includes all live television interviews for pre- and post-game.

Credentialing

All Rapids and Major League Soccer 2012 regular season media credentials will be honored for Rapids home games at Dick's Sporting Goods Park and may also be used at other exhibition matches in the Denver area.

Media organizations may request day-of-game credentials by having an editor submit a request to the Rapids Media Relations Department (David Lindholm, dlindholm@dsgpark.com, 303.727.3503, or Rachel Sweeney, rsweeney@dsgpark.com, 303.727.3508) a minimum of 24 hours prior to the game. Credentials will be issued on an availability basis only.

MEDIA INFORMATION GUIDELINES

Day-of-game credentials can be picked up at media will call, located inside the Media Entrance on the west side of the stadium. All credentials are non-transferable, and any unauthorized or improper use will subject the bearer to ejection from the stadium and confiscation of the credential.

Training

Colorado Rapids training sessions during the 2012 season are open to media, though the team reserves the right to close all but the final fifteen (15) minutes of the each training session. Rapids players and coaches will be available following each practice and may also be available prior to practices if arranged in advance. Please contact the Rapids Media Relations Department (David Lindholm, dindholm@dsgpark.com, 303.727.3503, or Rachel Sweeney, rsweeney@dsgpark.com, 303.727.3508) to confirm practice fields and times, as well as player availability, as all are subject to change.

Rapids on the Road

Please call ahead to verify Rapids travel plans and to notify the Rapids Media Relations Department as early as possible if you would like to interview players or coaches when the team is on the road. Rapids Media Relations will do its best to accommodate all reasonable interview requests and assist local media in securing credentials at other MLS Stadiums.

Directions to Dick's Sporting Goods Park

FROM SOUTH VIA I-25: If you are traveling north on I-25, exit east onto I-70. Continue traveling east on I-70, exit north onto Quebec. Proceed north on Quebec. Turn east or right on 60th Ave. and into event parking.

FROM NORTH VIA I-25: If you are traveling south on I-25, exit east onto I-70. Continue traveling east on I-70, exit north onto Quebec. Proceed north on Quebec. Turn east or right on 60th Ave. and into event parking.

FROM WEST VIA I-70: If you are traveling east on I-70, exit north onto Quebec. Proceed north on Quebec. Turn east or right on 60th Ave. and into event parking.

FROM EAST VIA I-70: If you are traveling west on I-70, exit north onto Quebec. Proceed north on Quebec. Turn east or right on 60th Ave and into event parking.

FROM EAST VIA I-76: If you are traveling west on I-76, exit south onto US Highway 6 & 85. Continue south on US Highway 6 & 85 and turn left or east onto 72nd Ave. Continue east on 72nd Ave. and turn right or south onto Quebec. Continue south on Quebec and turn east or left onto Prairie Pkwy (64th Ave.) and into event parking.

FROM WEST VIA I-270: If you are traveling east on I-270 & south on US Highway 36, exit south onto Vasquez Blvd. and immediately turn left or east onto 56th Ave. Continue east on 56th Ave. and turn left or north onto Valentia St. and into event parking.

FROM SOUTH VIA I-225: If you are traveling north on I-225, exit west onto I-70. Proceed west on I-70 and exit north onto Quebec. Proceed north on Quebec. Turn east or right on 60th Ave. and into event parking.

From DENVER INTERNATIONAL AIRPORT (DIA): Exit DIA on Peña Blvd toward I-70. Before you reach I-70 you will exit west onto E. 56th Ave. Travel on this road for about 10 min. and you will turn north (right) onto Valentia St. Take Valentia St. all the way into the stadium.



Education • Inspiration • Excellence

From fostering grassroots interest in the game through camps and developmental soccer to providing the highest level of training for the aspiring professional, the Rapids Soccer Academy is dedicated to growing the game and the individuals who participate in it.

To learn about our programs as well as specific camp and team tryout information, visit coloradorapids.com/youth, email rapidsacademy@dsgpark.com, or call **303.727.3575**.



2012 COLORADO RAPIDS CLUB



OWNER & GOVERNOR



E. STANLEY KROENKE

**OWNER & GOVERNOR,
KROENKE SPORTS & ENTERTAINMENT, LLC**

Mr. E. Stanley Kroenke was officially introduced as the owner of the Colorado Rapids on September 23, 2003 and has been a top proponent of soccer in the state of Colorado and the United States ever since.

Kroenke Sports & Entertainment, Mr. Kroenke's Denver-based company, also owns the National Basketball Association's Denver Nuggets, the National Hockey League's Colorado Avalanche, and the National Lacrosse League's Colorado Mammoth. His teams have hosted the 2001 NHL All-Star Game, the 2004 and 2009 NLL All-Star Games, the 2005 NBA All-Star Game and the 2007 MLS All-Star Game, bringing some of the world's most famous athletes to Denver.

KSE's dedication to success has been evidenced by the consistent playoff runs of its teams. The Rapids continued to build excitement for the world's game in the Rocky Mountain region by the club's 2010 MLS Cup championship. The Avalanche has made the playoffs in 12 of its 15 seasons in Denver and defeated the New Jersey Devils in June 2001 to win the Stanley Cup, the second in franchise history (1996). The Nuggets have returned to prominence with a remarkable turnaround under Mr. Kroenke's leadership. They are one of only three NBA teams to make the playoffs in each of the past eight seasons, including a remarkable run to the 2009 Western Conference Finals. The Mammoth has been a playoff participant in seven of its eight seasons and won the NLL championship in 2006.

In June 2011, Mr. Kroenke became controlling, majority shareholder of Arsenal FC, owning more than 66 percent of London's storied football club. The initial investment came months after KSE and the Colorado Rapids formed a landmark marketing and strategic partnership with the Barclays Premier League club. The relationship has been further strengthened by the completion of KSE's acquisition of 80 percent shareholding in Arsenal Broadband Limited. In September 2008, Mr. Kroenke was appointed to the Arsenal board as a non-executive director.

A native Missourian, Mr. Kroenke's full ownership of the St. Louis Rams was approved unanimously by NFL owners in August 2010. As co-owner of the Rams, they won Super Bowl XXXIV in 2000.

Under Mr. Kroenke's direction, KSE completed three of the company's most ambitious projects to date. On April 7, 2007 KSE opened Dick's Sporting Goods Park. The state-of-the-art sports facility on more than 160 acres in Commerce City, Colo., seats 18,086 fans for field sports and up to 26,000 for concerts. The award-winning field at Dick's Sporting Goods Park has been heralded as "one of the finest pitches in the world" by numerous international players and coaches who have played at the complex. In November 2008, the stadium hosted Colorado's first-ever FIFA World Cup qualifier between USA and Guatemala.

Dick's Sporting Goods Park also includes 24 surrounding playing fields for youth and adult recreational sports such as soccer, lacrosse and rugby. The complex anchors the 917-acre Prairie Gateway site that is a public-private partnership between KSE and Commerce City. The site is host to the Commerce City municipal hall, retail facilities, offices for the U.S. Fish and Wildlife Service, and a visitors' center for the Rocky Mountain Arsenal Wildlife Refuge. The project has created hundreds of jobs in the community and is expected to generate thousands more as the growth continues.

Altitude Sports & Entertainment, a 24-hour regional television network began operation in September 2004, becoming the new television home for the Nuggets, Avalanche and Rapids. Altitude also features other professional, collegiate and high school sporting events, as well as outdoors and lifestyle programming, entertainment and community interest coverage throughout the Rocky Mountain West. In the summer of 2011, Kroenke and Larry Tanenbaum announced that the World Fishing Network will be a joint partnership with each party holding a fifty-percent share in the network.

TicketHorse, created and founded by KSE in 2007, became the official and exclusive ticket provider for both primary and secondary ticket sales for all KSE properties in July 2009. TicketHorse is committed to the highest standards of service to buyers and sellers, ticketing millions of consumers throughout Colorado and neighboring states.

One of KSE's primary focuses has been the Colorado community and civic causes. More than \$15.5 million

in contributions have been made to Colorado charities through Kroenke Sports Charities and the Denver Nuggets and Colorado Avalanche Community Funds. Kroenke Sports Charities is committed to improving the lives of families and children in Colorado.

Kroenke Sports & Entertainment purchased the Paramount Theatre, a historic landmark in downtown Denver, in July 2002. The venerable theatre remains a vibrant, multi-event facility where Denver residents and visitors enjoy a wide variety of entertainment ranging from classic concerts to family shows, dance productions, comedic performances and charitable events each year. Pepsi Center and the Paramount Theatre are home to more than 250 events annually including world renowned concerts such as Madonna, Celine Dion, U2 and Lady Gaga.

Peak Entertainment, LLC, a joint venture of KSE and AEG Live Rocky Mountains, opened 1STBANK Center together in March 2010. The multi-use arena accommodates up to 6,500 people for a mixture of events located in Broomfield, Colo.

Mr. Kroenke's enthusiasm and vision ensure that Denver will continue to be the top entertainment destination in the Rocky Mountain region for generations to come. Local media outlets have consistently named Mr. Kroenke one of the most significant people in the Denver arts and entertainment community, saying "no other person entertains more people more often."

In August of 2008, Pepsi Center played host to the Democratic National Convention. Tens of thousands of delegates, journalists, volunteers and patrons descended on Denver and the Pepsi Center for the

Convention. The landmark event ranks as one of the most important in KSE and Colorado history. Millions of people around the world watched the Convention, which city officials estimated boosted the local economy by nearly \$270 million.

Mr. Kroenke is chairman and owner of The Kroenke Group, a private real estate investment and development company with properties located throughout the United States and Canada. Over the past two decades, he has built a reputation as one of the nation's leading real estate developers. One of the largest ranch property owners in North America, Mr. Kroenke's ownership stakes also includes the Screaming Eagle and Jonata vineyards.

Mr. Kroenke's current and former board and trustee memberships include Wal-Mart Stores, Inc., Central Bank Holding Company, Boone County National Bank, Community Investments Partnership of St. Louis, the College of the Ozarks, and the Missouri Basketball Hall of Fame. He is a member of St. Louis' Civic Progress, which provides support and leadership for various community improvements that promote economic development, education and quality of life. In February 2009, Mr. Kroenke was enshrined into the Missouri Sports Hall of Fame.

Mr. Kroenke holds undergraduate and graduate degrees from the University of Missouri. He and his wife, Ann, have a daughter, Whitney, an award winning documentary film producer; and a son, Josh, Governor of the Colorado Avalanche and Governor and President of the Denver Nuggets.

ALTERNATE GOVERNOR



JOSH KROENKE ALTERNATE GOVERNOR


Josh Kroenke is entering his first season as Alternate Governor on the MLS Board. He brings valuable experience and awareness since serving as Governor of the Colorado Avalanche and President and Governor of the Denver Nuggets. Kroenke also works closely with KSE Executives on multiple business operation issues, ranging from finance to ticket sales and marketing.

After graduating from the University of Missouri with a degree in financial management, he completed a six-month internship with the NBA's League Office working in their Player Development Department. Upon finishing his internship, Kroenke worked as an underwriter for Lehman Brothers in their Global Real Estate Group where he assisted with the debt underwriting and securitization of numerous commercial real estate transactions.

One lesser known fact about Kroenke is that soccer was his first love while growing up in Missouri. He played for one of the first traveling youth soccer teams

organized in his hometown of Columbia and toured all over the Midwest through the age of 15 playing in various tournaments against teams and players from across the US. He eventually chose to focus on basketball and by his senior season Kroenke was rated a top 50 player nationally in high school according to several scouting services and helped lead the Rock Bridge High School Boys' basketball team to a No. 1 ranking in the state of Missouri as a junior. Kroenke received a full basketball scholarship to the University of Missouri, where he was named Academic All-Big XII First Team and selected team captain as a junior and senior.

Currently an active supporter in Kroenke Sports Charities, Kroenke is also involved in other charitable entities including the Todd Peglow Memorial Scholarship Fund at the University of Missouri and Playing for Change Foundation, which is operated by his sister, Whitney, and benefits children worldwide through the building of schools that specialize in the teaching of music and arts.





TIM HINCHEY III **PRESIDENT**

Tim Hinchey was named President of the Colorado Rapids on December 12, 2011, bringing more than 20 years of experience in professional sports in the United States and England to the role. Having originally joined the Rapids in November 2010 as the club's Chief Marketing Officer, Hinchey aided the club's most successful commercial season to date, as the club set new highs in attendance and sponsorship in 2011.

Before coming to Colorado, Hinchey served as the Vice President of Commercial for English Football League Championship side Derby County for three years, where he oversaw a radical change in the club's commercial approach, introducing a number of innovative ideas and policies unique to English football that have brought great success and results off the field. The Rams broke new ground by becoming the first club to secure a 'Season Presenting Partner' when telecoms firm Buymobilephones.net signed up for the 2008/9 season, a relationship which has since grown to become Derby County's first shirt sponsor through 2013. Under his leadership, the Rams more than doubled their sponsorship revenue and saw record sales figures for corporate hospitality.

Before joining DCFC, Hinchey was with the NBA's Charlotte Bobcats as their Executive Vice President of Business Operations. During his time there, the Bobcats smashed their all-time season ticket record and introduced 22 new corporate partners, more than doubling corporate sales revenue in one year.

Hinchey previously served as senior vice president of corporate development and chief marketing officer for the New Orleans/Oklahoma City Hornets where he was responsible for the team's corporate partnerships,

partner services, luxury suite sales and service and the start-up of the team's relocation to Oklahoma City and its subsequent success in ticket sales and corporate development.

Prior to joining the Hornets, he worked for Runyon, Saltzman & Einhorn as alliance marketing director, creating a new division where he developed new business relationships and served the firm's sports and entertainment clients, including AAA minor league baseball franchises Sacramento River Cats and Portland Beavers. Hinchey also served as vice president of brand development for Krispy Kreme Doughnuts in Northern California.

His start in professional sports began with the Los Angeles Kings in 1991 and continued as vice president of marketing and corporate sales for the Utah Grizzlies and the E Center (ice hockey venue for the 2002 Olympic Games), senior vice president of business development for the Long Beach Ice Dogs and director of strategic alliances for Maloof Sports & Entertainment, where he developed strategic and innovative plans for all corporate partnerships integral to the NBA Sacramento Kings, WNBA Sacramento Monarchs, WISL Sacramento Knights, ARCO Arena and Senior PGA Tour Gold Rush Classic.

Hinchey's introduction into the world's game came in the summer of 1994 where he held the position of Assistant Press Officer for the World Cup during all competitions, including the Final at the Rose Bowl in Los Angeles.

A native of northern California, Hinchey and his wife Mia are the proud parents of six children.

VP, COMMERCIAL OPERATIONS



JEFF JACOBSEN **VICE PRESIDENT, COMMERCIAL OPERATIONS**

Jeff Jacobsen was named the Vice President of Commercial Operations on January 3, 2012, bringing to the Rapids a wealth of successful sales and marketing experience in the National Basketball Association and other major sports organizations and venues around the country. Jacobsen is responsible for Marketing, Match Operations, Partnership Sales and Service, Merchandise and Facility Operations for the club.

Before coming to the Rapids, Jacobsen was the Senior Director of Business Development for the Oklahoma City Thunder of the NBA, overseeing the launch of the Thunder in its new market. Prior to joining the Thunder, he spent 2005-2007 with the New Orleans/Oklahoma City Hornets as the Senior Director of Partnerships, Merchandise and Operations, helping through the team's relocation to Oklahoma City as a result of Hurricane Katrina.


From 2000 to 2005, Jacobsen served as the Director of Sales and Marketing at the Ford Center and Cox Convention Center in Oklahoma City, where he directed sales functions for facility advertising, club seats, and luxury suites, in addition to negotiation of the naming rights agreements for both facilities. No stranger to Denver sports, Jacobsen had previously held a similar position at Mile High Stadium (1997-2000) and worked closely with the Colorado Rapids and the Denver Broncos to generate advertising revenue and implement marketing initiatives for both teams. He began his sports career in 1992 with the Colorado Rockies in Retail Operations before moving into Partnership Advertising Sales.

A graduate of Arizona State University in Tempe, Arizona, Jacobsen returns to Evergreen, Colo. with his wife Nicole, sons Teddy and Tucker and their Beagle, Charlie.

KSE EXECUTIVE STAFF



JIM MARTIN
PRESIDENT & CHIEF EXECUTIVE
OFFICER



BRUCE GLAZER
EXECUTIVE VICE PRESIDENT
AND CHIEF FINANCIAL OFFICER



MICHAEL BENSON
SENIOR VICE PRESIDENT,
BUSINESS AFFAIRS AND
TREASURER



DOUG ACKERMAN
SENIOR VICE PRESIDENT,
VENUES



MARK WAGGONER
SENIOR VICE PRESIDENT,
SPORTS FINANCE



TOM PHILAND
SENIOR VICE PRESIDENT,
MEDIA & SPONSORSHIP SALES



STEPHEN STIENEKER
SENIOR VICE PRESIDENT,
GENERAL COUNSEL



KURT J. SCHWARTZKOPF
CHIEF MARKETING OFFICER



DAVE JOLETTE
SENIOR VICE PRESIDENT,
VENUE OPERATIONS



DEB DOWLING-CANINO
VICE PRESIDENT,
COMMUNITY RELATIONS
AND FAN DEVELOPMENT



KIM CARVER
PRESIDENT & CEO,
ALTITUDE SPORTS &
ENTERTAINMENT

RAPIDS FRONT OFFICE STAFF



CALEB ALEXANDER
ACCOUNT EXECUTIVE
TICKET SALES



JORDAN ALLERDING
ACCOUNT EXECUTIVE
TICKET SALES



WAYNE BRANT
MARKETING MANAGER



MARISA COLAIANO
SENIOR MGR., COMMUNITY
& YOUTH PROGRAMS



KARLA CORRELL
ACCOUNT EXECUTIVE
TICKET SALES



MIKE CROSKY
ACCOUNT EXECUTIVE
TICKET SALES



MAKENZIE CROW
PARTNERSHIP MARKETING
COORDINATOR



CHRISTA DELLEBOVI
TICKET SALES & SERVICE
COORDINATOR



SARA FRAZIER
SPONSORSHIP SALES
COORDINATOR



CHRIS GREENLEY
EVENT PRESENTATION
MANAGER



OSSIE HAMRICK
SENIOR MANAGER, TICKET
SALES & SERVICE



CHRIS HOFFNER
ACCOUNT EXECUTIVE
TICKET SALES



EMILY KILCOYNE
ACCOUNT EXECUTIVE
TICKET SALES



DAVID LINDHOLM
DIRECTOR OF
MEDIA RELATIONS



KATHRYN MALONEY
INSIDE SALES REPRESENTATIVE



MIGUEL MARTINEZ
ACCOUNT EXECUTIVE
TICKET SALES



JEFF MATHEVS
DIRECTOR OF OPERATIONS



MATT MCKINNEY
ACCOUNT EXECUTIVE
TICKET SALES



ERIK MERRITT
ACCOUNT EXECUTIVE
TICKET SALES



MARCUS MYRICK
SENIOR ACCOUNT EXECUTIVE,
TICKET SALES



LINDSEY NIELSON
ACCOUNT EXECUTIVE
TICKET SALES



LIONEL OROZCO
ACCOUNT EXECUTIVE
TICKET SALES



REBECCA PAYNE
DIGITAL MEDIA COORDINATOR



KELSEY PINNEY
ACCOUNT EXECUTIVE
TICKET SALES



DAVID SANTAMARIA
CUSTOMER SERVICE
SPECIALIST

RAPIDS FRONT OFFICE STAFF

CLUB



PETER SCHWARTZ
SPONSORSHIP SALES
MANAGER



KRISTEN SONNSMA
MANAGER, SEASON TICKET
SALES & SERVICE



TRACI SWANSON
CUSTOMER SERVICE
SPECIALIST



RACHEL SWEENEY
MEDIA RELATIONS
COORDINATOR



ALEX TEAL
ACCOUNT EXECUTIVE
TICKET SALES



AMY WETHERBEE
ACCOUNT EXECUTIVE
TICKET SALES



GRETCHEN WILSON
CUSTOMER SERVICE
SPECIALIST

RAPIDS & STADIUM STAFF

OWNERSHIP

E. Stanley Kroenke

FRONT OFFICE STAFF

President Tim Hinchey
Vice President of Commercial Operations..... Jeff Jacobsen
Vice President, Ticket Sales & Service Che Vialpando
Director of Operations Jeff Mathews
Director of Media Relations David Lindholm
Director of Digital Media..... German Sferra
Senior Manager, Ticket Sales & Service Ossie Hamrick
Senior Manager, Community Relations
& Youth Programs Marisa Colaiano
Manager, Season Ticket Sales & Service... Kristen Sonsma
Marketing Manager Wayne Brant
Sponsorship Sales Manager..... Peter Schwartz
Event Presentation Manager Chris Greenley
Media Relations Coordinator..... Rachel Sweeney
Digital Media Coordinator Rebecca Payne
Partnership Marketing Coordinator Makenzie Crow
Sponsorship Sales Coordinator Sara Frazier
Ticket Sales & Service Coordinator..... Christa Dellebovi
Senior Account Executive - Ticket Sales..... Marcus Myrick
Account Executive – Ticket Sales Jordan Allarding
Account Executive – Ticket Sales Caleb Alexander
Account Executive – Ticket Sales Lionel Orozco
Account Executive – Ticket Sales Mike Crosky
Account Executive – Ticket Sales Karla Correll
Account Executive – Ticket Sales Emily Kilcoyne
Account Executive – Ticket Sales Miguel Martinez
Account Executive – Ticket Sales Erik Merritt
Account Executive – Ticket Sales Lindsey Nielson
Account Executive – Ticket Sales Kelsey Pinney
Account Executive – Ticket Sales Matt McKinney
Account Executive – Ticket Sales Chris Hoffner
Account Executive – Ticket Sales Amy Wetherbee
Account Executive – Ticket Sales Alex Teal
Inside Sales Representative Pete Cardillo
Inside Sales Representative Kathryn Maloney
Customer Service Specialist..... Gretchen Wilson
Customer Service Specialist..... David Santamaria
Customer Service Specialist..... Traci Swanson

TECHNICAL STAFF

Technical Director Paul Bravo
Head Coach Oscar Pareja
Assistant Coach Wilmer Cabrera
Assistant Coach Paul Caffrey
Goalkeeper Coach..... David Kramer
Fitness Coach..... John Ireland
Head Athletic Trainer Jaime Rojas
Team Physician..... Dr. Wayne Gersoff
Team Administrator Erik Carlson

RAPIDS YOUTH ACADEMY

Rapids Academy Director of Operations Brian Crookham
Rapids Academy Technical Director..... Mitch Murray
Rapids Director of Coaching/
Alliance Technical Director..... Steve Cooke
Rapids Academy Manager..... Gordon Smith
U18 Development Academy Coach Brian Crookham
U16 Development Academy Coach Mitch Murray
U16 Development Academy Coach Paul Bravo
U16 & U12 Boys Coach, COE Director..... David Proctor
U17 Boys, U15 Girls Ceri Richards
U15 Boys Coach Hardy Kalisher
U14 Boys Coach Terrance Gunnells
U13 Boys Coach Paul Bravo
U11 Boys Coach & U14 Girls Roby Monroe
U13 Girls Coach Kris Strain
U12 Girls Coach Ossie Hamrick
U11 Girls Coach Jessica Boots
Goalkeeper Director Chris Sharpe
Goalkeeper Assistant..... Phillip Jackson

DICK'S SPORTING GOODS PARK STAFF

Senior Director of Venue Operations Allison Hamilton
Director of Stadium Operations..... Charlie Chicko
Director, Complex Booking
& Field Operations Brian Theobald
Event Manager..... Phaidra Reed
Stadium Operations Assistant..... Melissa Trujillo
Director of Ticket Operations Sally Brown
Ticket Operations Manager Tyrone Brown
Ticket Operations Manager Anna Pallassino
Event Coordinator, Youth Fields Nate Stahlecker
Event Coordinator, Youth Fields Nick Miles
Receptionist Barbara Montanez
IT, Support..... Glenn Bailis
IT, Support..... Darrell Ragland
Facility Maintenance Manager..... Gene Marquez
Security Manager Gabe Montanez
Security Agent Annette Gonzales
Security Agent Larry Harrison
Security Agent Ray Homann
Security Agent Andrea Humphrey
Security Agent Kat Hardy
Turf Manager Brett Baird
Assistant Turf Manager I..... Phil McQuade
Assistant Turf Manager II..... Cody Witham
Irrigation Tech..... Manny Garcia
Turf Equipment Technician..... Brad Young

RAPIDS IN THE COMMUNITY

Each season the Colorado Rapids players, coaches and staff contribute time, energy and resources to improve the quality of life for families and children in the state of Colorado. Through school and community appearances, educational programs, charitable donations and fundraising events, the Colorado Rapids are dedicated to Improving Our Community, One Goal at a Time®.

KSE Charities

KSE Charities supports children and families throughout Colorado. We pledge our resources to help fill the needs of many through support of education and recreation initiatives, appearances and sports clinics by players, coaches and alumni; donations of autographed merchandise and tickets, and the gift of service by our employees. For more information, call 303.727.3572.

Mission Statement:

KSE Charities works to fill the needs of our community through support of education and recreation initiatives for underserved children and families.

Kicks for Kids®

Kicks for Kids® is a ticket donation program designed to enable hundreds of underserved children in our community to attend a Colorado Rapids home game. Through the partnership of corporate donation and the Colorado Rapids, these children are able to attend a Major League Soccer game, holiday parties, and more.

To find out how you can be a Kicks for Kids® supporting organization or to learn more about how your organization can benefit from this ticket program, please call (303) 825.GOAL (4625).

Rapids "Play Like a Pro" Youth Soccer Clinics

Throughout the season, Rapids players travel to youth soccer associations in the Denver metro area to work with participants ages 7-11. Rapids players work with existing youth team coaches to go over basic skills and drills, enabling the kids to interact with professional players of the highest level and to become familiar with the MLS game. For more information, please contact the Rapids Fan Development Dept. at 303.727.3572.

Rapids Recess

The Rapids annually make visits to elementary schools within the Denver metro area between April-October to educate kids on the fundamentals of soccer. The Rapids Recess program involves the club bringing Rapids players to school locations to speak with elementary school students about staying healthy through the integration of academics and soccer. If you are an elementary school teacher and are interested in having the Rapids attend your school in the upcoming year, contact the Rapids Fan Development Dept. at 303.727.3572.



RAPIDS IN THE COMMUNITY



Rapids “Passback” Equipment & Gear Donation Program

The Passback Program is a joint effort between the Colorado Rapids, the U.S. Soccer Foundation, Eurosport, and Major League Soccer to assist in meeting the soccer needs of all communities. Since its inception, the Rapids have held collections for soccer gear that has been collected and distributed to underserved schools, clubs, and organizations throughout the country and abroad. Equipment collected by Passback has also been distributed as far away as countries in Africa and the ultimate goal is to collect and distribute a million items of soccer gear in the U.S.A. New and gently-used soccer equipment is collected prior to designated Rapids games each season. Colorado Youth Soccer Clubs are encouraged to donate a complete set of their team uniforms when buying new uniforms.

Step Up For Cancer

Dozens of Colorado non-profit agencies collaborate for one mission: to partner in the fight against cancer. In its fourth year, participants have the opportunity to earn pledges for their cancer charity of choice by climbing all 1,765 stairs or just a portion of the 33 rows of stairs at Dick’s Sporting Goods Park.

Rapids Kickoff Luncheon

The Rapids Kickoff Luncheon is an annual fundraising event that is followed by a series of events leading up

to the home opener. The Colorado Rapids team is introduced to fans each year as they have the opportunity to eat lunch with their favorite players by purchasing an individual ticket or a corporate table. For more information on the event, contact the Rapids Community Relations department at 303.727.3572.

Rapids World Cup of Wine & Beer

The Colorado Rapids and Kroenke Sports Charities will host their 5th Annual World Cup of Wine & Beer charity tasting event with the team in Thursday, July 12, 2012. The event will feature the Rapids players and coaches, beer provided by Heineken USA and Coors and delicious food and wine from various countries. The event will be held at Dick’s Sporting Goods Park. Fans are invited to “experience the world’s wine and beer” with their favorite players and coaches in a cocktail-like setting. For more information contact the Rapids Community Relations department at 303.727.3572.

Rapids Charity Classic

The Rapids Charity Classic golf tournament will be held in September 2012. Fans will have the opportunity to enjoy 18 holes of golf with their favorite Rapids players followed by a reception. Foursomes and individual spaces are available. Proceeds will benefit KSE Charities. For more information contact the Rapids Community Relations department at 303.727.3572.

RAPIDS ACADEMY/ADIDAS ALLIANCE

COLORADO RAPIDS SOCCER ACADEMY EDUCATION • INSPIRATION • EXCELLENCE

The Colorado Rapids Soccer Academy provides a complete structure that serves every type of player. From fostering grassroots interest in the game through camps and developmental soccer to providing the highest level of training for the aspiring



professional, the Rapids Soccer Academy is dedicated to growing the game and the individuals who participate in it. For more information on the Rapids Soccer Academy, call 303.727.3575 or email rapidsacademy@dsgpark.com.

RAPIDS adidas ALLIANCE

On June 9, 2009, the Colorado Rapids launched the Rapids adidas Alliance, one of the most integrated partnerships in American youth soccer. The adidas Alliance was established to create a working relationship between existing



youth soccer clubs that will benefit soccer development through shared resources and encouraging players to stay in their home clubs in the U11-U14 age groups. Those players will have direct access to the Rapids U16/U18 Development Academy teams through visible scouting and direct coaching and curriculum

ties. Rapids adidas Alliance clubs will also have exclusive access to on-field and in-stadium educational events with the Colorado Rapids. For more information about the Rapids adidas Alliance, contact the Colorado Rapids Soccer Academy at 303.727.3575.

Partner Colorado youth soccer clubs in the Rapids adidas Alliance are:

Colorado Fusion Soccer Club (joined Sept. 29, 2009)

Downtown Las Vegas Soccer Club (joined April 8, 2010)



PARTNER CLUB

ARSENAL FC

On February 9, 2007, the Rapids announced a commercial alliance agreement with English Premier League club Arsenal Football Club. The establishment of the Arsenal Center of Excellence at Dick's Sporting Goods Park and the development of the Arsenal Cup, an annual youth tournament open to American



club teams, highlight the alliance, which includes a combination of commercial and marketing efforts, along with an exchange of best practices in the Rapids' first-ever club-to-club relationship. The Rapids may conduct a portion of their preseason training at Arsenal's training ground each year.



MASCOTS

In 2007, the Colorado Rapids began the introduction of four new mascots for the club. Each mascot is an animal naturally found in the Rocky Mountain Arsenal National Wildlife Refuge, which is adjacent to the Rapids' home at the Dick's Sporting Goods Park complex.

Requests for one or more of the Rapids mascots to make appearances at community events, team functions, birthday parties, public festivals, corporate functions, or any other events can be arranged by visiting the team's website, www.coloradorapids.com/FanCenter/Mascots.aspx



2012 COLORADO RAPIDS
TECHNICAL STAFF



TECHNICAL DIRECTOR



PAUL BRAVO
TECHNICAL DIRECTOR

Paul Bravo, a Rapids Gallery of Honor inductee and one of the best players in club history, begins his fourth season as the Colorado Rapids Technical Director. In his role, Bravo oversees the club's domestic and international scouting, the Rapids Youth Academy and supports the Rapids coaching staff in first team operation.

After the 2011 season, Bravo spearheaded a coaching search that led Colorado to the hiring of Oscar Pareja, the club's current Head Coach.

Bravo joined the Rapids front office staff as Technical Director in 2009 having had one of the most successful playing careers in the team's history. As a forward for the Rapids from 1997-2001, he helped lead Colorado to the 1997 MLS Cup final and scored 39 career goals with the Rapids, which is second on the all-time leading scorer list. On July 4, 2003, the three-time MLS All-Star was one of two players to be the first-ever inductees into the Rapids Gallery of Honor.

Following his six-year MLS career that saw him play with the San Jose Clash in 1996 and the Rapids, Bravo moved directly into coaching, serving as an assistant coach with Colorado from 2002-2003.

After his time with the Rapids, Bravo served as an assistant coach at UCLA for the 2004 and 2005 seasons, working under Jorge Salcedo, and helping the Bruins to two Pac-10 Championships and a two-year record of 26-9-5. During his two years in Westwood, Bravo recruited a number of players who have gone on to successful careers in MLS and Europe, as well as with the U.S. National Team, including Jonathan Bornstein, Benny Feilhaber, Marvell Wynne, Sal Zizzo and more.

Bravo was hired as an assistant coach under Frank Yallop with the LA Galaxy in June 2006, and later was elevated to the title of Director of Soccer on August 24, 2007.

Bravo finished his MLS playing career with 52 goals and 27 assists. Prior to his MLS career, he played for the San Francisco Bay Blackhawks from 1991-94 and captured the 1991 APSL Championship with the club. In 1994, he also played with the San Francisco Greek-Americans, leading them to the U.S. Open Cup championship.

Bravo made four appearances for the U.S. National Team from 1994-1999, scoring one goal and registering an assist. Bravo made his National Team debut on December 11, 1994, replacing Mike Burns for the final eight minutes of a 1-1 draw with Honduras. Nearly five years later, Bravo earned his first career start for the U.S. on July 30, 1999 in a 2-0 win over Germany at the 1999 FIFA Confederations Cup in Mexico. Four days later, on August 3, Bravo scored his first goal for the U.S., scoring the game-winner in the 28th minute of a 2-0 win over Saudi Arabia in the 3rd place game of that same tournament.

While in college, Bravo led Santa Clara University to the 1989 NCAA Co-Championship, finishing his Broncos career with 26 goals and 13 assists. He earned a degree in Political Science from Santa Clara in 1993.

Bravo has also worked as a coach for the Under-18 Men's U.S. National Team and holds a USSF "A" Coaching License.

HEAD COACH



OSCAR PAREJA **HEAD COACH**

The Colorado Rapids named Oscar Pareja, a former MLS Best XI player and experienced assistant coach, as the club's Head Coach on January 5, 2012.

Pareja joined the Rapids from FC Dallas, where he served as the club's Reserves Coach and Academy Director. In nearly six years on the coaching staff at Dallas, Pareja helped develop one of the top youth academies in the country, which contributed six players to the FC Dallas first team.

The native of Medellín, Colombia first joined the FC Dallas staff as an assistant coach to Steve Morrow from 2005-07, before becoming an assistant with the United States Under-17 National Team in 2007-08. After nearly a year with U.S. Soccer, Pareja returned to Dallas to become the club's Director of Player Development.

Under Pareja, FC Dallas formed one of the top youth systems in the country, signing six veterans of the club's academy to the first team, more than any other MLS club. As head coach of Dallas' Under-18 Team,

Pareja was named Development Academy Coach of the Year in 2009, and the FC Dallas Academy was ranked first out of the top 78 youth clubs in the country in 2011.

Pareja enjoyed a distinguished 18-year professional playing career prior to joining the coaching ranks. With Dallas from 1998-2005, the playmaking midfielder made 176 regular season appearances, scoring 13 goals and adding 47 assists, earning MLS Best XI honors in 2002. He originally joined MLS with the New England Revolution in 1998, playing 13 matches before being traded to Dallas.

Starting his professional career in 1987 with Independiente Medellín in his hometown in Colombia, Pareja helped the club to a second place finish in 1993 and a quarterfinal appearance in the 1994 Copa Libertadores. He moved to Deportivo Cali in 1995, helping the club to the league championship in 1996, the club's first in 22 years. Pareja also made 11 appearances with the Colombian National Team, scoring three goals.

COACHING STAFF



WILMER CABRERA
ASSISTANT COACH

Wilmer Cabrera joins the Colorado Rapids as an Assistant Coach, working on the staff of his former teammate with the Colombian National Team, Oscar Pareja. For the last five years, Cabrera served as the Head Coach of the United States Under-17 National Team.

A native of Cartagena, Colombia, Cabrera was named the head coach of the U.S. U-17 Men's National Team in the fall of 2007 and guided the team twice through a successful qualifying campaign and a Round of 16 appearance at the 2009 and 2011 FIFA U-17 World Cup. He worked alongside fellow Rapids assistant coach Paul Caffrey from 2007 to 2011, as well as a brief stint with Pareja at his side from 2007-08.

Cabrera is a veteran of two FIFA World Cups himself, being named to the Colombian roster in 1990 and playing in three matches in France in 1998, while missing out on the 1994 tournament with a knee injury. He

earned 48 caps as a defender during nine years with the national team.

Cabrera began his professional career at Santa Fe de Bogotá in Colombia in 1985 at age 17. He went on to play professionally for 18 years in Colombia, Argentina and Costa Rica, highlighted by eight years with Colombia's America de Cali where he scored 33 goals in 115 appearances for the club.

In 2003, Cabrera moved to the United States and played for two years with the United Soccer League's Long Island Rough Riders. He also worked as the Manager of Fan Development at Major League Soccer, contributing to the growth of the sport by serving as a spokesperson for MLS Futbolito and Verano MLS, two programs aimed at grassroots development of soccer in the United States. He also coached at the U-17/18 level at the prestigious B/W Gottschee in Ridgewood, N.Y. from 2005-2007.

COACHING STAFF



PAUL CAFFREY
ASSISTANT COACH

Paul Caffrey joined the Colorado Rapids as an Assistant Coach in January 2012, coming to the club after serving with Wilmer Cabrera at the United States Under-17 National Team for the previous four years.

Caffrey, who also worked with Rapids Head Coach Oscar Pareja at the U.S. U-17 National Team in 2007-08, helped the team twice qualify for the FIFA U-17 World Cup (2009 and 2011), advancing to the Round of 16 both times.

Prior to joining U.S. Soccer, Caffrey spent 2002 to 2007 as the head coach of the men's program at the Suffolk County Community College of the National Junior College Athletic Association. He helped the team to two consecutive national final four appearances (2003, 2004) and earned the National Soccer Coaches Association of America Northeast Region Coach of the Year in 2004 and the Region XV Coach of the Year in 2003 and 2006. He also served as the Assistant Director of Athletics and as an Assistant Professor of Education.

Caffrey was a four year starter and three year captain at Adelphi University where he earned his BA, MBA and MA. As a player at Adelphi, Caffrey was named the Adelphi University Male Athlete of the Year in 1991 and selected as an All-American in 1990. In 2008 he was inducted into the school's Hall of Fame, having also spent three years (1997-2000) as an assistant coach.

Born and raised in Dublin, Ireland, Caffrey played for the University College of Dublin F.C. in the League of Ireland and made an European Cup Winners Cup appearance in 1985, and also represented the Republic of Ireland on the U-17 squad from 1985-87. Caffrey made an appearance in the UEFA Cup while playing for Bohemians F.C., also of the League of Ireland, from 1986-87.

Caffrey's family includes his wife Kelly, son Kian (9) and daughter Keira (6).

COACHING STAFF



DAVID KRAMER
GOALKEEPER COACH

David Kramer returns for a fifth season as Goalkeeper Coach for the Colorado Rapids, having worked closely with Matt Pickens, Steward Ceus, and Ian Joyce in recent seasons, among others.

After joining the Rapids technical staff in 2008, the Rapids improved in goals allowed and goalkeepers Matt Pickens (U.S.) and Steward Ceus (Haiti) went on to earn National Team call-ups. In 2010, Pickens recorded a career-high goals against average and registered two postseason shutouts during the Rapids 2010 MLS Cup championship run. The following season, Pickens recorded eight shutouts and helped the club to a personal best 12 wins.

Throughout his seven-year playing career in MLS with Los Angeles, San Jose, and Colorado, Kramer appeared in 106 matches, with 98 starts, and posted 15 shutouts. Kramer played in 42 games for the Rapids from 2000-2002, including eight playoff matches.

Kramer's professional career began with the Monterey Bay Jaguars in 1995, helping team to USISL Western Division championship. He also played with the Colorado Foxes of the A-League in 1997.

The USSF "A" license holder earned his degree in industrial technology at Fresno State, where he played nearly every minute in his four-year career. Kramer earned first-team All-America honors in 1994 and was also named the National Goalkeeper of the Year. A four-time all-conference and two-time All-Far West selection, he led the Bulldogs to a Mountain Pacific Sports Federation championship in 1994 and set a school record with a 0.46 goals against average.

A Cupertino, California native, David and his wife Jennifer have two children, son Cullen and daughter Finley.



JOHN IRELAND
FITNESS COACH

John Ireland returns for an eighth season with the Rapids as the Fitness Coach, looking after all aspects of the exercise functions performed by the players including performance testing, sport specific training, regeneration and nutrition.

Ireland was appointed to the position in February 2010, helping the club to its first MLS Cup championship that season. He had served in a similar capacity with the team for the 2000-2004 seasons.

Born in Aberdeen, Scotland, he received a Bachelor of Science degree with honors in Physical Education

and Sport Science from England's Loughborough University, regarded as one of the top sport-science teaching universities in the world.

Ireland's background includes working with English Football League Championship side Derby County Football Club, the LA Galaxy, the Mexican National Ski Team "Alpine" project, and the Colorado Mammoth, where he was a staff member during their 2006 National Lacrosse League World Championship.

John and his wife Tammy have two children Iain and Macey.

SUPPORT STAFF



ERIK CARLSON
TEAM ADMINISTRATOR

This season will mark Erik Carlson's seventh year with the Rapids organization, working closely with the coaching staff and players in many areas of team operations and player administration.

Previously, Carlson worked for the U.S. Soccer Federation, where he served as a Team Coordinator for four years, primarily with the U.S. Under-20 Men's National Team. During his time with U.S. Soccer, Carlson led Youth National Teams to training camps

and tournaments around the world, including the FIFA World Youth Championships in 2003 (United Arab Emirates) and 2005 (Netherlands). Prior to his tenure with U.S. Soccer, Carlson spent two years in the Czech Republic where he taught English as a Second Language at a public high school in Prague.

Carlson is a graduate of North Park University in Chicago, where he earned a Bachelor of Arts in English Literature and Spanish. He currently resides in Denver.



JAIME ROJAS, ATC
HEAD ATHLETIC TRAINER

Jaime Rojas enters his fourth season with the Rapids as the Head Athletic Trainer, working closely with the players to treat and prevent injuries throughout the year. This is Rojas' eighth year in MLS, having served in the same capacity with the Miami Fusion from 1998-2001.

Rojas worked the previous seven years as the Director of ATI Physical Therapy in Chicago before coming to Colorado.

Prior to his time in Major League Soccer, Rojas was the head athletic trainer for the Florida International University men's soccer team. He has also worked with the Florida Marlins, the U.S. Soccer Federation and the Men's and Women's U.S. National Soccer Teams. During the 1998 and 1999 off-seasons, Rojas joined the

U.S. Pro-40 Select (MLS developmental team) on its winter tours, traveling to England and Portugal.

Rojas earned bachelor and master degrees from Florida International University. He is a decorated veteran of the Gulf War, where he served as a U.S. Army helicopter crew chief. He received his honorable discharge in 1991.

In 2010, Rojas was the sole Athletic Trainer presenting at the Soccer Industry Medical Symposium attended by the leading doctors, physical therapists, and athletic trainers working within the sport of soccer.

A Chicago native, Jaime and his wife Jana celebrated the birth of their second daughter, Isla, in November 2011. Their first daughter, Elysa, was born in February 2010.

SUPPORT STAFF

DR. WAYNE GERSOFF

TEAM PHYSICIAN

Dr. Wayne Gersoff, entering his 17th season with the Rapids, began his medical career at Yale University, followed by a fellowship in Sports Medicine at the University of Wisconsin. His extensive experience in Sports Medicine has included working as a team physician for University of Colorado athletes, as well

as world-class athletes with the U.S. Soccer, USA World Hockey and U.S. Ski Jumping teams. He also served as Team Physician for the Denver Dynamite, Colorado Rangers, Colorado Comets, Colorado Foxes, and Colorado Rockies.



TECHNICAL STAFF

2012 COLORADO RAPIDS
PLAYERS



2012 RAPIDS ROSTER

ALPHABETICAL ROSTER*

No.	Player	Pos.	Ht.	Wt.	Birthdate	Hometown	College
8	Ababio, Eddie	DEF	5-10	170	01/01/1988	Tampa, FL	North Carolina
19	Akpan, Andre	FWD	6-0	190	12/09/1987	Grand Prairie, TX	Harvard
12	Amarikwa, Quincy	FWD	5-9	180	10/29/1987	Bakersfield, CA	UC-Davis
28	Armstrong, Davy	MID	5-10	150	11/03/1991	Aurora, CO	
33	Cascio, Tony	MID	6-0	172	03/28/1990	Gilbert, AZ	UConn
9	Casey, Conor	FWD	6-1	190	07/25/1981	Denver, CO	Portland
23	Castrillón, Jaime	MID	5-11	185	04/05/1983	Medellín, Colombia	
31	Ceus, Steward	GK	6-6	210	03/26/1987	West Haverstraw, NY	Albany
14	Cummings, Omar	FWD	5-10	165	07/13/1982	Bodles Crescent, Jamaica	Cincinnati
13	Emory, Steven	MID	6-2	170	08/31/1989	Fort Collins, CO	Metro State
2	Freeman, Hunter	DEF	5-11	170	01/08/1985	Allen, TX	Virginia
7	Janniere, Josh	MID	5-7	160	11/04/1992	Toronto, Ontario, Canada	
17	Joyce, Ian	GK	6-3	200	07/12/1985	Kinnelon, NJ	Seton Hall
27	Kimura, Kosuke	DEF	5-9	155	03/14/1984	Kanagawa, Japan	Western Illinois
16	LaBaux, Ross	MID	5-9	150	12/05/1988	Chicago, IL	Virginia
4	Larentowicz, Jeff	MID	6-1	175	08/05/1983	West Chester, PA	Brown
34	Marshall, Tyrone	DEF	6-2	195	11/12/1974	Lauderhill, FL	Florida International
25	Mastroeni, Pablo	MID	5-10	170	08/29/1976	Phoenix, AZ	N.C. State
3	Moor, Drew	DEF	6-0	165	01/15/1984	Dallas, TX	Indiana
11	Mullan, Brian	MID	5-7	155	04/23/1978	Littleton, CO	Creighton
5	Nane, Joseph	MID	6-2	185	03/12/1987	Yaounde, Cameroon	Old Dominion
29	Palguta, Scott	DEF	6-2	190	08/23/1982	Forked River, NJ	Cornell
18	Pickens, Matt	GK	6-3	200	04/05/1982	Washington, MO	Missouri State
10	Rivero, Martín	MID	5-9	155	11/13/1989	Roldán, Argentina	
20	Smith, Jamie	MID	5-8	168	11/20/1980	Glasgow, Scotland	
15	Thompson, Wells	MID	5-10	162	11/25/1983	Winston-Salem, NC	Wake Forest
6	Wallace, Anthony	DEF	5-11	160	01/26/1989	St. Petersburg, FL	South Florida
22	Wynne, Marvell	DEF	5-9	180	05/08/1986	Poway, CA	UCLA
	Yamada, Kohei	MID	5-7	135	01/08/1989	Hyogo, Japan	
	Luis Zapata	DEF	5-10	165	04/24/1980	Cali, Colombia	

NUMERICAL ROSTER*

No.	Player	Pos.	Pronunciation	Birthplace	Previous Club
2	Hunter Freeman	DEF		Tyler, TX	Houston Dynamo (MLS)
3	Drew Moor	DEF		Dallas, TX	FC Dallas (MLS)
4	Jeff Larentowicz	MID	lah-REN-tow-witz	Pasadena, California	New England Revolution (MLS)
5	Joseph Nane	MID		Mbalmayo, Cameroon	Toronto FC (MLS)
6	Anthony Wallace	DEF		Brooklyn, NY	FC Dallas (MLS)
7	Josh Janniere	MID	jahn-ee-AIR	Hamilton, ONT, Canada	Toronto FC (Academy)
8	Eddie Ababio	DEF	ah-BAH-bee-oh	Kumasi, Ghana	
9	Conor Casey	FWD		Dover, NH	Toronto FC (MLS)
10	Martin Rivero	MID	mar-TEEN re-VARE-oh		Rosario Central (ARG)
11	Brian Mullan	MID		Mineola, NY	Houston Dynamo (MLS)
12	Quincy Amarikwa	FWD	ah-MARE-ik-wah	Bakersfield, CA	Kansas City Wizards (MLS)
13	Steven Emory	MID		Fort Collins, CO	
14	Omar Cummings	FWD		Old Harbor, Jamaica	
15	Wells Thompson	MID		Winston-Salem, NC	New England Revolution (MLS)
16	Ross LaBaux	MID	lah-BOH	Chicago, IL	
17	Ian Joyce	GK		Kinnelon, NJ	Southend United (ENG)
18	Matt Pickens	GK		Washington, MO	Queens Park Rangers (ENG)
19	Andre Akpan	FWD	AHK-pahn	Grand Prairie, TX	
20	Jamie Smith	MID		Alexandria, Scotland	Aberdeen FC (SCO)
21	Caleb Folan	FWD	FOE-lahn	Leeds, England	Middlesbrough (ENG)
22	Marvell Wynne	DEF	mar-VELL WIN	Pittsburgh, PA	Toronto FC (MLS)
23	Jaime Castrillón	MID	cas-tree-YON	Puerto Nare, Colombia	Independiente Medellín (COL)
25	Pablo Mastroeni	MID	mahs-troh-EHN-ee	Mendoza, Argentina	Miami Fusion (MLS)
27	Kosuke Kimura	DEF	KOHS-kay key-MOO-rah	Kobe, Japan	
28	Davy Armstrong	MID		Aurora, CO	
29	Scott Palguta	DEF	pal-GOO-ta	Toms River, NJ	Rochester Rhinos (USL-1)
31	Steward Ceus	GK	SEE-oos	West Haverstraw, NY	
33	Tony Cascio	MID	CASS-ee-oh	Gilbert, AZ	
34	Tyrone Marshall	DEF		Kingston, Jamaica	Seattle Sounder FC (MLS)
	Kohei Yamada	DEF	KOH-hey ya-MA-da	Hyogo, Japan	Thespa Kusatsu (JAP)
	Luis Zapata	DEF	zah-PAH-tah	Cali, Colombia	Deportivo Pasto (COL)

*Roster as of February 24, 2012. Updated roster available at ColoradoRapids.com

HOW THE RAPIDS WERE BUILT

YEAR	MLS SUPERDRAFT	MLS SUPPLEMENTAL DRAFT	MLS RE-ENTRY DRAFT	MLS ALLOCATION DRAFT	TRADES	OFF-SEASON SIGNINGS	MID-SEASON SIGNINGS
2002				Pablo Mastroeni (MIA)			
2007	Omar Cummings (3rd Rd.)	Kosuke Kimura (3rd Rd.)			Conor Casey (TOR)		
2009	Steward Ceus (3rd Rd.)				Matt Pickens (CHI) Drew Moor (DAL)		Jamie Smith Scott Palguta
2010	Andre Akpan (2nd Rd.) Ross LaBaue (2nd Rd.)				Jeff Larentowicz (NE) Wells Thompson (NE) Marvell Wynne (TOR) Quincy Amarikwa (SJ) Anthony Wallace (DAL) Brian Mullian (HOU)	Ian Joyce	Davy Armstrong
2011	Eddie Ababio (1st Rd.)				Tyrone Marshall (VAN) Joseph Nane (TOR) Josh Janniere (TOR)	Steven Emory	
2012	Tony Cassio (1st Rd.)	Kohei Yamada (3rd Rd.)	Hunter Freeman (HOU)				Jaime Castrillón Martín Rivero Luis Zapata

EDDIE ABABIO

8



POSITION: DEFENDER
HEIGHT: 5-10
WEIGHT: 170
DATE OF BIRTH: JANUARY 1, 1988
PLACE OF BIRTH: KUMASI, GHANA
HOMETOWN: TAMPA, FLORIDA
CITIZENSHIP: USA/GHANA
COLLEGE: UNIVERSITY OF NORTH CAROLINA

A defender who can also play in the midfield, was the Rapids first pick in the 2011 MLS SuperDraft.

Was a member of UNC's three consecutive College Cup Final Four squads.

Acquired

Selected by the Rapids in the first round (18th overall) of the 2011 MLS SuperDraft; Signed 4/14/11.

MLS CAREER

2011

- Scored a goal in his first and only professional match for the Rapids, a CONCACAF Champions League game against Isidro Metapán that the Rapids won 3-1 (9/28).
- Playoffs: Made his first MLS appearance on 11/2 at KC as a sub in the Eastern Conference Semifinals

NATIONAL TEAM

2005

- Member of the U.S. U-17 National Team and helped the squad earn a spot at the 2005 U-17 World Cup.

- Scored game-winner vs. Canada in first U-17 match.
- Was a part of the U-17 Residency Program for 2004-05.

COLLEGE

- Concluded his collegiate career appearing in 89 games for the Tar Heels scoring 13 goals and adding 12 assists.
- Earned 2010 NSCAA First Team All-Region, 2008 ACC All-Academic Team, 2007 ESPN Academic All-District Team and ACC Honor Roll and 2006 ACC Academic Honor Roll.

PERSONAL

- Born in Ghana but moved to the U.S. in 1996.
- Earned Parade All-America honors in 2005 and 2006 at Gaither High School
- Named St. Petersburg Times Player of the Year and was an All-State and all-county selection.
- Won several titles with Hillsborough County United.
- Graduated high school in three years with a 3.9 GPA.
- Majored in exercise and sport science at Carolina.

REGULAR-SEASON GAME HIGHS

Goals	0	Shots	0
Assists	0	Fouls Committed ...	0
Shots on Goal	0	Fouls Suffered	0

MLS STATISTICS

YEAR	TEAM	GP	GS	MIN	G	A	SHT	SOG	FC	FS	OFF	CK	C	E
2011	Colorado	0	0	0	0	0	0	0	0	0	0	0	0	0
	Totals	0	0	0	0	0	0	0	0	0	0	0	0	0
POSTSEASON														
2011	Colorado	1	0	10	0	0	0	0	0	0	0	0	0	0
	Totals	4	4	419	2	0	11	3	11	5	3	0	2	0

ANDRE AKPAN

19



POSITION: FORWARD

HEIGHT: 6-1

WEIGHT: 190

DATE OF BIRTH: DECEMBER 9, 1987

PLACE OF BIRTH: FORT WORTH, TEXAS

HOMETOWN: GRAND PRAIRIE, TEXAS

CITIZENSHIP: USA

COLLEGE: HARVARD UNIVERSITY

Rapids first pick in 2010 MLS SuperDraft.

Finished his collegiate career as Harvard's all-time leading scorer with 47 goals 33 assists.

The 2009 Ivy League Player of the Year.

Acquired

Drafted by Colorado in the second round (22nd overall) of the 2010 MLS SuperDraft.

MLS CAREER

2011

- Scored his first professional goal against CHI 4/30.
- Played and started three CONCACAF Champions League matches. Scored two goals, one vs. Isidro Metapán (8/17) and the second vs. Real España (9/21).

2010

- Made MLS debut vs. Chivas USA (9/4).
- Played in two U.S. Open Cup qualifiers at KC (4/13) and at NY (5/26).
- Played in five games while on loan to FC Tampa Bay Rowdies (USF D-2 Pro League) from July 7-Aug. 2.
- Was loaned to Real Maryland (USL-2) from June 18–July 3 and played in one match.

REGULAR-SEASON GAME HIGHS

Goals 1, 4/30/11, COL vs. CHI
Assists 0
Shots on Goal 1, 6 times, last: 6/4/11, COL vs. PHI

Shots 4, 4/30/11 COL @ CHI
Fouls Committed 2, 2 times, last: 5/4/11, COL @ HOU
Fouls Suffered 2, 3 times, last: 5/25/11, COL @ NY

MLS STATISTICS

YEAR	TEAM	GP	GS	MIN	G	A	SHT	SOG	FC	FS	OFF	CK	C	E
2010	Colorado	1	0	13	0	0	1	1	0	0	0	0	0	0
2011	Colorado	12	6	479	1	0	15	5	8	8	2	0	0	0
Totals		13	6	492	1	0	16	6	8	8	2	0	0	0

NATIONAL TEAM

2007

- Member of the 2007 U.S. U-20 World Cup in Canada.
- Started in his first international appearance and scored a hat trick against Haiti (1/21) becoming only the third American to score a hat trick for the U-20's.

COLLEGE

- Named to College Soccer News National Team of the Decade.
- Semifinalist for 2008 Hermann Trophy, and only underclassman to be named Semifinalist in 2007.
- 2006 National Rookie of the Year by Top Drawer Soccer and named Ivy League Rookie of the Year.
- Set a Harvard freshman scoring record with 11 goals and 12 assists, best of all freshmen in Division I.

PERSONAL

- Majored in economics at Harvard.
- Named All-Southwest Preparatory Conference all four years in soccer.
- Led his team to a 23-0 record and league championship. Set a single-season record with 37 goals.

QUINCY AMARIKWA

12



POSITION: FORWARD

HEIGHT: 5-9

WEIGHT: 180

DATE OF BIRTH: OCTOBER 29, 1987

PLACE OF BIRTH: BAKERSFIELD, CALIFORNIA

HOMETOWN: BAKERSFIELD, CALIFORNIA

CITIZENSHIP: USA

COLLEGE: UC DAVIS

A quick, high-energy player with an ability to unbalance defenses.

Made his Rapids debut at Kansas City on April 10, 2010 scoring his first goal for Colorado against Philadelphia on Sept. 29 that season.

Scored 31 goals and seven assists in four years for the Aggies, finishing his career in the top five in goals in UC Davis history.

Acquired

Acquired on April 7, 2010 in a trade from the San Jose Earthquakes in exchange for Colorado's natural second round 2012 MLS SuperDraft pick.

MLS CAREER

2011

- Played in 15 matches, starting a career-high five games.
- Scored the only goal in a 1-0 victory at Chivas USA on March 26.
- Led the Rapids Reserves in goals (6) and assists (2). Played and started seven matches for the Reserves.
- Started one of three matches played in CONCACAF Champions League. Scored his first international goal in a 3-1 win at Isidro Metapan (9/28).
- Playoffs: Played the entire second half against Sporting KC in the second leg of the Eastern Conference Semifinals (11/2).

2010

- Appeared in 14 games with Colorado, with two starts, playing 245 minutes and scored one goal.
- Made Rapids debut at KC (4/10).

- Made his second career start and first start for the Rapids vs. San Jose (8/7) and played 66 minutes.
- Scored his first goal with the Rapids vs. Philadelphia (9/29).
- Appeared in one game, playing seven minutes, for San Jose before being acquired by the Rapids in a trade on April 7, 2010.
- Playoffs: made MLS postseason debut in Eastern Conference Final vs. San Jose (11/13) as a sub.

2009

- Selected by the Earthquakes in the third round (32nd overall) of the 2009 MLS SuperDraft.
- Saw action in 24 matches, scoring one goal and notching two assists.
- Made MLS debut vs. New England (3/21).
- Made his first career start vs. Columbus (5/27) and registered first career assist.
- Came on as a sub in the 61st minute against FC Dallas (10/7) and scored his first career MLS goal in the 73rd minute.

COLLEGE

- Had an outstanding career for the UC Davis Aggies, appearing in 77 games over four seasons and recording 31 goals and seven assists. Finished his career in the top five in goals in UC Davis history.
- As a senior in 2008, led team to the second round of the NCAA Tournament for the first time in school history. Finished as the conference leader in goals scored (15). Earned second-team All-America and first-team All-Far West Region accolades from the NSCAA and Big West Offensive Player of the Year honors.
- Named to 2007 All-Big West Second Team.

- Scored the Aggies' lone goal in their first ever NCAA Division I tournament game at California (11/23/07).
- Led the team in goals (9) as a sophomore in 2006.

PERSONAL

- Pronounced: ah-MARE-ik-wah.
- Majored in biological sciences at UC Davis.

- Was a two-sport standout at Liberty High School, excelling in both soccer and track and field.
- Earned back-to-back Yosemite League MVP honors in soccer and led county in scoring to capture Offensive Player of the Year honors.
- Competed in pole vault for the track and field team and set school record of 14-3.
- Played for Bakersfield Alliance as a youth player.

REGULAR-SEASON GAME HIGHS

Goals..... 1, 3 times, last: 3/26/11, COL at CHV
Assists..... 1, 3 times, last: 4/3/11, COL vs. DC
Shots on Goal..... 2, 9/29/10, COL vs. PHI

Shots..... 4, 3/26/11, COL at CHV
Fouls Committed.... 4, 4/25/09, SJ at SEA
Fouls Suffered..... 3, 5/22/11, COL vs. TOR

MLS STATISTICS

YEAR	TEAM	GP	GS	MIN	G	A	SHT	SOG	FC	FS	OFF	CK	C	E
2009	San Jose	24	1	602	1	2	11	3	24	10	5	0	5	0
2010	San Jose	1	0	7	0	0	0	0	0	2	0	0	0	0
2010	Colorado	13	2	238	1	0	9	3	13	4	3	0	0	0
	2010 Totals	14	2	245	1	0	9	3	13	6	3	0	0	0
2011	Colorado	15	5	510	1	1	16	4	14	15	8	1	1	1
	Totals	53	8	1357	3	3	36	10	51	31	16	1	6	1
POSTSEASON														
2010	Colorado	1	0	1	0	0	0	0	0	0	0	0	0	0
2011	Colorado	1	0	45	0	0	1	1	0	2	0	0	0	0
	Totals	2	0	46	0	0	1	1	0	2	0	0	0	0



DAVY ARMSTRONG

28



POSITION: MIDFIELDER

HEIGHT: 5-10

WEIGHT: 150

DATE OF BIRTH: NOVEMBER 3, 1991

PLACE OF BIRTH: AURORA, COLORADO

HOMETOWN: AURORA, COLORADO

CITIZENSHIP: USA

COLLEGE: NONE

First player to come through the Rapids youth system and be signed to the first team as a Homegrown Player.

The 2008 Colorado State Player of the Year.

Entered the Rapids youth system in 2007 and played on the Rapids U-17 and U-18 teams.

Acquired

Signed by the Rapids on August 16, 2010 as the club's first-ever homegrown player.

MLS CAREER

2011

- Made his first professional appearance in a CONCACAF Champions League match against Isidro Metápan (9/28).
- Made seven appearances for the Rapids Reserves, starting six matches and playing 520 minutes.

2010

- Signed with the Rapids on August 16, 2010 as the team's first-ever Homegrown Player.

COLLEGE

- Intended to play at the University of Washington before signing with the Rapids.

PERSONAL

- Parents Ri and Laura, older brother Ri, older sisters Dina and Lily. Father was an Olympic skier in the Super G. Brother played soccer at the Air Force Academy and Metro State College.
- Finished his prep career at Rangeview High School with a school record 53 goals.
- Led the team to a 53-14-9 record and three straight quarterfinal appearances in the state championships.
- Named Denver Post's 2008 Colorado State Player of the Year, a 2008 NSCAA-adidas First Team All-American and Continental League Player of the Year.
- Earned Denver Post 2nd Team All-State honors in 2009.
- Was a two-time All-League, All-City and All-State First Team selection (2007 and 2008).
- Once named ESPN National Player of the Week.
- Led his club team, the Colorado Fusion, to the 2005 Colorado state championship and was named the State Cup Most Valuable Player the same year.

REGULAR-SEASON GAME HIGHS

Goals.....0
Assists.....0
Shots on Goal.....0

Shots.....0
Fouls Committed....0
Fouls Suffered.....0

MLS STATISTICS

YEAR	TEAM	GP	GS	MIN	G	A	SHT	SOG	FC	FS	OFF	CK	C	E
2010	Colorado	0	0	0	0	0	0	0	0	0	0	0	0	0
2011	Colorado	0	0	0	0	0	0	0	0	0	0	0	0	0
Totals		0	0	0	0	0	0	0	0	0	0	0	0	0

TONY CASCIO

33



POSITION: MIDFIELDER

HEIGHT: 6-0

WEIGHT: 170

DATE OF BIRTH: MARCH 28, 1990

PLACE OF BIRTH: GILBERT, ARIZONA

HOMETOWN: GILBERT, ARIZONA

CITIZENSHIP: USA

COLLEGE: UNIVERSITY OF CONNECTICUT

A versatile midfielder from Gilbert, Ariz.

Was drafted by the Rapids in the first round (14th pick overall) of the 2012 MLS SuperDraft.

Scored 24 goals and added 25 assists in 85 overall matches for the University of Connecticut.

Acquired

Selected by the Colorado Rapids with the 14th overall selection (first round) of the 2012 MLS SuperDraft on January 12, 2012.

COLLEGE

- In 85 total matches, Cascio scored 24 goals and contributed 25 assists for the University of Connecticut Huskies.
- Was named 2010 NSCAA First Team All-American, Big East Offensive Player of the Year in 2010, and

was a two-time All-Big East First Team selection (2009, 2010).

- During his junior year, he was named NSCAA/Performance Subaru Division I First Team All-American, Soccer America MVP Second Team, and was a MAC Hermann Trophy Semifinalist.
- As a sophomore, was named to the Northeast Region Second Team and selected to the All-Big east First team.
- Scored his first goal for the Huskies as a freshman in a 2-0 win over Virginia and Rapids teammate Ross LaBauex, who also played in the match.

PERSONAL

- Attended Hamilton High School outside of Phoenix, Ariz., where he led his team in goals during his junior and senior seasons. Was also a member of his school's football team as a kicker where he helped his team win the 2007 State Championship.

CONOR CASEY

9



POSITION: FORWARD

HEIGHT: 6-1

WEIGHT: 190

DATE OF BIRTH: JULY 25, 1981

PLACE OF BIRTH: DOVER, NEW HAMPSHIRE

HOMETOWN: DENVER, COLORADO

CITIZENSHIP: USA

COLLEGE: UNIVERSITY OF PORTLAND

Rapids all-time leading scorer with 48 goals.

MLS Cup 2010 MVP.

Set Colorado single season scoring record with 16 goals in 2009.

Named to the 2009 MLS Best XI squad.

2009 MLS All-Star starter and named to 2010 MLS All-Star Inactive Roster.

Scored his first two international goals in the U.S.'s 2010 World Cup qualifying win against Honduras on October 10, 2009 that clinched a trip to South Africa for the Americans.

Denver native.

- Recognized as the Rapids all-time leading scorer with his 11th of the season in the 36th minute at RSL (9/25). Passed Paul Bravo with 40 career goals as a Rapids player.
- Had a huge game vs. Houston (8/28) racking up a goal and single-game career-high two assists against the Dynamo.
- Named to the 2010 MLS All-Star Inactive Roster.
- Tallied the game tying goal in the 91st minute and added an assist at Chicago (6/9). Was the first time in 73 career MLS games that Casey registered a goal and assist in the same match.
- Playoffs: Scored first career postseason goal in second leg at Columbus (11/6) and converted PK in shootout. Named MLS Cup MVP after scoring tying goal in the 57th minute vs. FC Dallas (11/21).

Acquired

Acquired in a trade from Toronto FC on April 19, 2007 in exchange for a third round pick in the 2008 MLS SuperDraft, allocation money, and the MLS rights to Riley O'Neill.

MLS CAREER

2011

- Appeared in 14 games (11 starts) before suffering a season ending injury, a torn achilles tendon, on July 16 at Seattle Sounders FC. Scored six goals in seven games and added one assist before being injured.
- Became the Rapids' all-time leading penalty kick scorer with 10 on June 4 at Philadelphia Union.

2010

- Appeared in 27 games, 26 as a starter and scored 13 goals (T-6th in MLS) and added a career-high 6 assists.

2009

- Registered one of the best seasons in Rapids history.
- Started 24 games, playing in 2,087 minutes and led the team with 16 goals. Also added an assist.
- Set a new Rapids single season scoring record with 16 goals (2nd in MLS in scoring).
- Named to MLS Best XI for the first time of his career.
- Named MLS Player of the Week for Week 3, Week 11 and Week 21.
- Won MLS Player of the Month for May.
- Voted 2009 MLS All-Star First XI for the first time of his career.
- Played all 90 minutes in first-career MLS All-Star game and recorded an assist and scored on PK attempt in shootout.
- Scored the second fastest goal in MLS history, recording his first goal of a hat trick in 16 seconds at LA (4/4).

2008

- Missed the team's first nine games due to an off-season ACL injury, but still produced his best MLS season thus far, finishing as the Rapids leader with 11 goals (sixth best in MLS), which was the highest by a Rapids player since 2005.
- Added two assists and finished the year playing in 21 games with 16 starts.
- Crowning moment of the season came in the Rapids' 5-4 win over New York (9/27), in which he recorded a hat-trick that included a 90th minute game winning goal, earning him his first MLS Player of the Week honor.
- His scoring touch was not limited to the regular season, though, as he added a goal in a Rapids Reserve match, a goal in a Lamar Hunt U.S. Open Cup play-in match, and a goal in the Rapids' exhibition match vs. Everton FC.

2007

- Toronto FC used their top allocation to bring Casey over from club FSV Mainz 05 of the German Bundesliga.
- During his brief stint with Toronto FC, Casey came on as a substitute in both of the club's games and played a total of 58 minutes for the Canadian side before joining the Rapids.
- Acquired in a trade from TFC on April 19, 2007 in exchange for a third round pick in the 2008 MLS Super-Draft, allocation money, and the MLS rights to Riley O'Neill.
- Made his Rapids debut at Dallas (4/22).
- Recorded his first career MLS assist at Toronto (6/2).
- Scored his first career MLS goal vs. LA (8/26).
- Rapids 2007 Comeback Player of the Year.

NATIONAL TEAM

- Conor Casey has 20 caps with the U.S. Men's National Team and has two career international goals.

2010

- Participated in the National Team's January training camp.
- Played 30 minutes against Honduras (1/23).
- Started and played 45 minutes against El Salvador (2/24).

2009

- After sitting out the opening match against Italy, he appeared in the next four matches-Brazil (6/18), Egypt (6/21), Spain (6/24) and Brazil (6/28)-in the Confederations Cup in South Africa, including the final.
- Started in the 2-1 win in qualifying against Honduras (6/6) in Chicago.
- Scored his first two international goals in the U.S.'s 2010 World Cup qualifying win against Honduras (10/10) that clinched a trip to South Africa for the Americans. Casey is the only player in U.S. soccer history to score two goals in a road qualifier in Central America.
- Earned ussoccer.com Man of the Match honors for his efforts in San Pedro Sula.

- Nominated for U.S. Soccer's 2009 Best Performance and Best Clutch Moment for efforts against Honduras on October 10.
- Started in friendly against Slovakia (11/14)

2008

- Returned to the squad after nearly three years, playing the final 14 minutes in the 2-0 semifinal round qualifying win against Guatemala (11/19), in front of his hometown fans in Colorado at Dick's Sporting Goods Park.
- Participated in training camp with the U.S. Men's National team in November.

2005

- Appeared in two matches before an injury ended his year.
- Started in the 4-1 win against Cuba to open the USA's championship run in the 2005 CONCACAF Gold Cup, suffering a torn ACL in the match.
- Came on as a sub in the 2-1 loss to England (5/28) in Chicago.

2004

- Made four straight starts, beginning with the 1-0 win in Poland (3/31) earning him his first-ever cap.
- Started three qualifiers, including the 3-0 win against Grenada (6/13), to open 2006 World Cup qualifying.
- Also started in the 2-0 win against El Salvador (9/4) and the 1-1 draw in Panama (9/8).

2001

- Member of the squad that advanced to the knockout phase of the Under-20 World Youth Championships in Argentina.
- Helped the U.S. qualify for the summer tournament, scoring in the opening game against Guatemala.

2000

- Played in three of four Olympic qualifying games, starting two.
- Was on the U.S. Olympic team that finished in fourth place in Sydney, starting all six games.

OTHER PROFESSIONAL HIGHLIGHTS

- Played in ten games with FSV Mainz (2005-06) after suffering a knee injury while playing with the U.S. National team. Underwent surgery in June 2006 to remove growths in his knee
- 2004-05: Joined Bundesliga club FSV Mainz in a transfer from German Second Division side Karlsruher SC. In his first season he played in 28 games and scored two goals. FSV Mainz broke their previous transfer fee record when he signed. Was hampered by injuries and restricted to play in just four games in 2002-03 season, scoring one goal.
- Was loaned out to Hannover 96 during the 2001-02 season. He was part of the team's rise back to the Bundesliga. Scored seven goals in 19 matches.
- Played his first season in Germany in 2000-01 with Dortmund in the Regionalliga Nord, scoring two goals in 10 games.

COLLEGE

- Casey spent two years (1999-2000) at the University of Portland before heading to Germany.
- Named West Coast Conference co-Player of the Year and Freshman of the Year in 1999 after leading the team, league and country in scoring with 23 goals and seven assists.
- His 23 goals rank second on single-season list.
- Scored a school and conference-record five goals in 5-2 win at Gonzaga (11/13/1999).

PERSONAL

- Born in New Hampshire, but moved to Colorado at age 5, and considers Denver his hometown.

- Played his high school soccer at Denver's South High School and attended Steele Elementary and Merrill Middle School in Denver.
- Earned several top awards as a senior, including 1998-99 Colorado Player of the Year, first-team Colorado All-State, and All-American.
- Played club soccer with Colorado Rush.
- Enjoys reading, card games, chess, and playing the guitar.
- Was a 2010 finalist for the Harry Glickman Professional Athlete of the Year honor at the annual Oregon Sports Awards.
- Named 2010-2011 Denver Athletic Club Colorado Athlete of the Year.

REGULAR-SEASON GAME HIGHS

Goals..... 3, 3 times, last: 8/8/09, COL vs. CHV
Assists..... 2, 8/28/10, COL vs. HOU
Shots on Goal..... 4, 5 times, last: 9/4/10, COL vs. CHV

Shots..... 7, 7/27/08, COL vs. CLB
Fouls Committed..... 6, 5/16/09, COL at NE
Fouls Suffered..... 5, 4/18/10, COL vs. TOR

MLS STATISTICS

YEAR	TEAM	GP	GS	MIN	G	A	SHT	SOG	FC	FS	OFF	CK	C	E
2007	Toronto FC	2	0	58	0	0	0	0	2	0	0	0	0	0
2007	Colorado	15	11	977	2	3	12	5	23	16	9	0	3	0
	2007 Totals	17	11	1035	2	3	12	5	25	16	9	0	3	0
2008	Colorado	21	16	1313	11	2	51	27	34	21	12	0	4	1
2009	Colorado	24	24	2087	16	1	73	31	62	41	19	0	9	0
2010	Colorado	27	26	2289	13	6	69	28	52	31	19	0	8	0
2011	Colorado	14	11	809	6	1	18	10	25	14	12	0	4	1
	Totals	103	88	7533	48	13	223	101	198	123	71	0	27	2
POSTSEASON														
2010	Colorado	4	4	419	2	0	11	3	11	5	3	0	2	0
	Totals	4	4	419	2	0	11	3	11	5	3	0	2	0

JAIME CASTRILLÓN

23



POSITION: MIDFIELDER

HEIGHT: 5-11

WEIGHT: 185

DATE OF BIRTH: APRIL 5, 1983

PLACE OF BIRTH: PUERTO NARE, COLOMBIA

HOMETOWN: MEDELLÍN, COLOMBIA

CITIZENSHIP: COLOMBIA

LAST TEAM: INDEPENDIENTE MEDELLÍN (COLOMBIA)

A dynamic and exciting box-to-box midfielder.

Played over 300 matches in the Colombian first division, scoring more than 50 goals.

Has made 29 appearances with the Colombian National Team.

Acquired

Signed as an International Player on January 25, 2012.

NATIONAL TEAM

- Has earned 29 caps with the Colombian National Team, scoring five goals.
- Made his debut for Colombia in 2004.
- Scored a goal against the United States and current teammate Drew Moor in a 1-0 win during the 2007 Copa America.

OTHER PROFESSIONAL HIGHLIGHTS

- Began his professional career in 2002 with Independiente Medellín in the Colombian first division. Helped the squad to two Primera A titles in 2002 and 2004.
- Played with Chinese team Nanchang Bayi in 2009.
- Returned to Colombia with Once Caldas in 2010 before rejoining Independiente in 2011. In his ten years in the Colombian first division, Castrillón has played over 300 matches, scoring more than 50 goals.

STEWARD CEUS

31



POSITION: GOALKEEPER

HEIGHT: 6-6

WEIGHT: 210

DATE OF BIRTH: MARCH 26, 1987

PLACE OF BIRTH: WEST HAVERSTRAW, NEW YORK

HOMETOWN: WEST HAVERSTRAW, NEW YORK

CITIZENSHIP: USA

COLLEGE: UNIVERSITY OF ALBANY

The first University of Albany player in school history to be drafted by an MLS club.

Finished his collegiate career as Albany's all-time leader in shutouts (19) and saves (325).

Named 2008 America East Conference Goalkeeper of the Year.

Earned first international cap with Haitian National Team on Nov. 2, 2012 as starter in a 0-0 draw.

Acquired

Selected by the Rapids in the third round (37th overall) of the 2009 MLS SuperDraft.

MLS CAREER

2011

- Did not make any regular season appearances for the Rapids.
- Played five matches in CONCACAF Champions League and earned a 1-3-1 record.
- Played in six matches (all starts) for the Rapids Reserves. Recorded a 0.83 goals against average.

2010

- Did not make any regular season appearances for the Rapids.
- Made his first-ever Rapids appearance in net, starting in the U.S. Open Cup qualifier at KC (4/13) and made 2 saves in victory.
- Went on loan with the Charlotte Eagles (USL-2) on March 22 and called back by Rapids on March 31 and returned April 14. Had a 1-2-0 record with the Eagles with eight saves, a 1.67 GAA and one shutout.

- Fractured his right wrist in training with the Eagles on May 5.

2009

- Did not make any appearances for the Rapids.
- Had surgery to repair a torn meniscus in his right knee in May.
- Went on loan with the Charlotte Eagles (USL-2) from June to August playing in 10 regular season games with a 1.00 goals against average (3rd in league) making 42 saves and registering 4 shutouts.
- Helped Eagles advance to USL-2 Championship match earning two postseason wins.
- Named to the USL-2 Team of the Week for Week 12 and Week 16.
- Named USL-2 Player of the Week for Week 16.

NATIONAL TEAM

- Has seven career caps with the Haiti National Team and has a record of 4-1-2 with three shutouts.

2011

- Played four matches in goal for Haiti in 2011. Earned 6-0 and 7-0 shutout wins over U.S. Virgin Islands (9/2 and 10/7). Against Curacao, Ceus helped Haiti to a 4-2 victory and a 2-2 draw (9/6 and 10/11).

2010

- Was called into the Haitian National Team on October 16.
- Started three games in Caribbean Cup Competition, making his international debut in a shutout draw against Guyana (11/2) and earning starts against St. Vincent/Grenadines (11/4) and Trinidad & Tobago (11/6).

COLLEGE

- Named 2008 America East Conference Goalkeeper of the Year and NSCAA/adidas All-America third team.
- Became the first UAlbany men's soccer player to garner All-America honors at any level since Marty Hearnay was voted to the Division III All-American squad in 1991.
- Eclipsed Division I program records for career shut-outs (19) and saves (329) while posting a .856 save percentage, a 0.96 goals against average and seven shutouts.
- Garnered 2007 America East All-Academic Team honors and led the conference with 83 saves.

- Made 2006 America East All-Academic Team and led America East with 97 saves.

PERSONAL

- Majored in biology at UAlbany.
- Lettered in soccer all four years as well as tennis for three years and basketball for two years at North Rockland High School.
- Posted a county and school-record 36 career shut-outs, and blanked a school-record 13 opponents as a junior.
- Earned all-league laurels all four years, all-section accolades three times and all-county honors on two occasions.

REGULAR-SEASON GAME HIGHS

Goals Allowed..... 0 | Saves..... 0

MLS STATISTICS

Year	Team	GP	GS	MIN	SHT	SVS	GA	GAA	C	E	W	L	T	SO
2009	Colorado	0	0	0	0	0	0	0.00	0	0	0	0	0	0
2010	Colorado	0	0	0	0	0	0	0.00	0	0	0	0	0	0
2011	Colorado	0	0	0	0	0	0	0.00	0	0	0	0	0	0
Totals		0	0	0	0	0	0	0.00	0	0	0	0	0	0



OMAR CUMMINGS

14



POSITION: FORWARD

HEIGHT: 5-10

WEIGHT: 165

DATE OF BIRTH: JULY 13, 1982

PLACE OF BIRTH: BODLES CRESCENT, JAMAICA

HOMETOWN: BODLES CRESCENT, JAMAICA

CITIZENSHIP: JAMAICA

COLLEGE: CINCINNATI

Considered one of the most dangerous strikers in MLS, having been named to the All-Star team in 2011 and starting against Manchester United.

Rapids Golden Boot winner in 2010 and tied for MLS assist lead in 2009 with a Rapids single season record 12 assists.

Blazing speed and finishing ability has been a factor in earning regular call-ups to the Jamaican National Team.

Acquired

Drafted by Colorado in 3rd round (31st overall) of the 2007 MLS SuperDraft.

MLS CAREER

2011

- Led the Rapids with six assists in the 2011 season.
- Was named to his first MLS All-Star team and played the first 45 minutes against Manchester United (7/27).
- Missed seven games (5/7 to 6/11) due to an ankle sprain suffered on 5/4 at the Houston Dynamo.
- Played in five CONCACAF Champions League matches, starting three, and scored a goal against Isidro Metapan (9/28).
- Scored at least one goal in nine of 11 games played from 8/28/10 to 4/3/11 (11 total goals).
- Playoffs: Started all three games and scored a goal in the 1-0 Wild Card victory over Columbus Crew (10/27).

2010

- Played in a career-high 29 games, with 28 starts, playing 2,471 minutes and scored a career-high and team-high 14 goals and adding three assists.
- Finished T-4th in MLS in goals (14).

- Won MLS Player of the Month for September (first time earning honor in his career).
- Scored in five consecutive games that he appeared in, tallying seven goals between 9/28-10/29 (his streak of goals equaled the MLS season-high set by Toronto's Dwayne De Rosario in April, and was one short of the club record of goals in six consecutive games set by John Spencer in 2003).
- Won MLS Goal of the Week for his strike at NY (9/11).
- Won MLS Player of the Week honors following his brace vs. Chivas USA (9/4).
- Registered sixth goal of the season vs. Houston (8/28). His goal was the 600th scored in Rapids franchise history.
- Playoffs: Started all four games and registered an assist in each leg against Columbus (10/28) and (11/6).

2009

- Started in 28 games, playing in 2,474 minutes and had a team high and new single season career-high 12 assists on the season and scored eight goals.
- Was named the Rapids 2009 Most Valuable Player.
- T-1st in MLS in assists (12) and 2nd in shots (82).
- Won MLS Goal of the Week for Week 12.
- Won MLS Player of the Week for Week 14, earning award for first time in his career, after scoring two goals (first multi goal game of his career) and adding an assist vs. D.C. United (6/20).
- Scored in the 88th minute against Real Salt Lake (6/6) to earn a 1-1 draw, as his score won MLS Goal of the Week for Week 12.
- Recorded two assists at LA (4/4) setting up Conor Casey twice on his hat trick performance. Earned assist on Casey's second fastest goal in MLS history just 16 seconds into the match.

2008

- Played 26 games, 17 as a starter and scored 6 goals and added four assists.
- His six goals were second highest on the team.

2007

- Also recorded two goals and two assists for the defending champion Rapids Reserves playing in nine MLS reserve division games.
- Scored the game-winner at Chivas USA (10/14) in the 90th minute.
- Was named the Rapids' 2007 Rookie of the Year.

NATIONAL TEAM

- Has 27 career caps with Jamaica and has scored eight goals in international competition.

2011

- Was called up for international friendlies against Honduras (10/11), Colombia (9/6), China (8/10), and Venezuela (3/25).
- Scored two goals for Jamaica this year, one in a 5-2 loss to Ecuador (9/2) and another as the game winning goal in a 3-2 win over El Salvador (3/29).

2010

- Played in international friendlies against Canada (1/31) and Argentina (2/10).
- Tallied his fourth career international goal in the 20th minute in friendly versus Peru (9/7).
- Was member of squad that won the Digicel Caribbean Cup, playing in matches against Guadeloupe (11/29), Grenada (12/3). Tallied his sixth career international goal in the final against Guadeloupe (12/5).

2009

- Was a member of the Reggae Boyz Gold Cup roster appearing in matches against Canada (7/3), Costa Rica (7/7) and scored Jamaica's only goal in a 1-0 win over El Salvador (7/10).
- Earned caps in friendlies vs. Ecuador (8/12) and South Africa (11/17).

2008

- Earned his first cap for the Jamaican National Team playing the full 90 minutes in friendly against El Salvador (7/26).
- Played in 2010 FIFA World Cup qualifiers against Canada (8/20), Mexico (10/11), Honduras (10/15).
- Scored his first international goal in the 42nd minute in a friendly against the Cayman Islands (11/9).
- Record second goal for Reggae Boyz in World Cup qualifier against Canada (11/19).
- Was part of team that won the Digicel Caribbean Cup playing in matches against Barbados (12/3), Grenada (12/5), Trinidad & Tobago (12/7) and Grenada (12/14).

2000

- Was called up to the country's Under-20 team camp, but ultimately did not play in the 2001 World Youth Championship in Argentina.

COLLEGE

- Finished two-year UC career with 13 goals and 16 assists in 38 career matches.
- Ranked fifth in school history in assists with 16.
- Named to 2006 NSCAA/adidas All-America first team (first player in school history) and was a two-time first team All-BIG EAST selection and first team All-Great Lakes Region selection in 2005 and 2006.
- Junior College: Earned first team NJCAA All-American honors in 2004 at Cincinnati State and was named first team all-conference in 2003.

PERSONAL

- Majored in criminal justice at Cincinnati.
- Earned all-league honors as a senior at Jonathon Grand High School and attended Duhaney Park Primary School.
- Went on to play with Rivoli in the National Jamaican Premier League.
- Trained with English Premier League side Aston Villa from December 1-January 15, 2010.

REGULAR-SEASON GAME HIGHS

Goals	2, 4 times, last: 9/29/10, COL vs. PHI	Shots	7, 3 times, last: 9/18/09, COL at SJ
Assists	3, 2 times, last: 7/20/11, COL vs. NY	Fouls Committed	3, 4 times, last: 4/18/10, COL vs. TOR
Shots on Goal	5, 9/18/09, COL at SJ	Fouls Suffered	4, 5 times, last: 9/4/10, COL vs. CHV

MLS STATISTICS

YEAR	TEAM	GP	GS	MIN	G	A	SHT	SOG	FC	FS	OFF	CK	C	E
2007	Colorado	11	0	182	2	0	10	6	2	1	3	0	0	0
2008	Colorado	26	17	1629	6	4	56	27	19	39	12	0	1	0
2009	Colorado	28	28	2474	8	12	82	34	23	41	20	0	3	0
2010	Colorado	29	28	2471	14	3	76	37	21	42	25	0	4	0
2011	Colorado	26	18	1686	3	6	34	10	18	21	22	1	1	0
	Totals	120	91	8442	33	25	258	114	83	144	82	1	9	0
POSTSEASON														
2010	Colorado	4	4	398	0	2	15	4	2	5	4	0	0	0
2011	Colorado	3	3	203	1	0	10	3	0	4	2	1	0	0
	Totals	7	7	601	1	2	25	7	2	9	6	1	0	0

STEVEN EMORY

13



POSITION: MIDFIELDER

HEIGHT: 6-2

WEIGHT: 170

DATE OF BIRTH: AUGUST 31, 1989

PLACE OF BIRTH: ELMHURST, ILLINOIS

HOMETOWN: FORT COLLINS, COLORADO

CITIZENSHIP: USA

COLLEGE: METROPOLITAN STATE COLLEGE

Discovered by the Rapids at an open tryout in January 2011.

First player in school history to join an MLS squad following his playing career at Metro State.

Has played his entire soccer career (high school, college and professional) in the state of Colorado.

Acquired

Signed on March 1, 2011.

MLS CAREER

2011

- Did not make a regular season appearance.
- Made his first professional appearance in a U.S. Open Cup play-in match against Chicago Fire (3/30).
- Played in nine matches (six starts) for the Rapids Reserves. Scored two goals during the season.
- Signed with the Rapids on March 1, 2011 after being discovered by Colorado at an open tryout in January.

COLLEGE

- Closed his college career with the Roadrunners with 38 goals and 23 assists in 85 games played.
- Ranks as the school's all-time leader in shot attempts and among the Top 5 in 12 different categories.
- Led Metro State to four winning seasons and two NCAA Tournament appearances.

- Honors: 2010- first team All-America, NSCAA first team all-region, Daktronics Central Region Player of the Year, Daktronics first team all-region, RMAC Player of the Year, first team All-RMAC, RMAC All-Tournament. 2009- second team All-America, NSCAA first team All-Central Region, Central Region Player of the Year, first team All-Central Region, RMAC All-Tournament, RMAC Player of the Year, first team All-RMAC. 2008- NSCAA first team All-West Region, second team All-Central Region, second team All-RMAC, RMAC All-Tournament.

PERSONAL

- Son of Gordon and Jeanine Emory and has a brother, Kevin, and two sisters, Lauren and Kailyn.
- 2007 graduate of Fort Collins High School.
- First team all-state and first team All-Front Range selection as a senior and a second team all-state pick as a junior.
- Lambkins won the state championship as a 2005 junior after posting a 14-3-3 record.
- Played club soccer with Colorado Rush.
- Member of the Rapids Youth Academy in 2007.
- Enjoys snowboarding.
- Majored in health care management with a minor in management.
- Was among 57 players to take part in a three-day tryout with the Rapids in January 2011.
- Scored a goal and recorded an assist in 2011 pre-season game against LA Galaxy and added another goal in pre-season match versus Columbus Crew.



STEVEN EMORY

HUNTER FREEMAN

2



POSITION: DEFENDER

HEIGHT: 5-11

WEIGHT: 170

DATE OF BIRTH: JANUARY 8, 1985

PLACE OF BIRTH: TYLER, TEXAS

HOMETOWN: ALLEN, TEXAS

CITIZENSHIP: USA

COLLEGE: VIRGINIA

A versatile defender with experience in MLS and abroad.

Originally came to the Rapids as the seventh overall pick in the 2005 MLS SuperDraft as a Generation adidas player.

Played two seasons for IK Start in the Norwegian Premier League.

Acquired

Signed by the Colorado Rapids on January 6, 2012 after being acquired in Stage 2 of the 2011 MLS Re-Entry Draft.

MLS CAREER

2011

- Started 22 matches at outside back and scored one goal in his return to MLS with Houston, adding two assists.
- Scored late game-winning goal in goal-line scramble in 1-0 win vs. NE on 4/17.
- Appeared as a sub in 1-1 tie vs. KC on 7/16, making his 100th career MLS appearance.

2008

- Split time between New York and Toronto after signing a pre-contract for the 2009 season with IK Start in the Norwegian Premier League.
- Played in 14 games with New York, including 10 starts and one assist, before being traded to Toronto. Made seven starts for TFC.

2007

- Traded from Colorado to New York on March 23 and started 15 games for Red Bulls.

- Scored first career goal on national TV in 1-0 win at FC Dallas, his favorite soccer moment at the time.
- Missed time due to a left ankle injury suffered in Open Cup qualifier.
- Playoffs: Played all 90 minutes in both legs of New York's Eastern Conference semifinal series vs. NE.

2006

- Saw time at both right and left back while appearing in 27 of 32 games for the Rapids, including 24 starts, in his second professional season.
- Assisted on opening goal in 1-1 tie vs. NY on 10/7
- Played all 90 minutes in both Rapids games in U.S. Open Cup: a 1-0 win at RSL on 8/2 and a 3-1 loss at LA on 8/23.

2005

- Selected seventh overall in the 2005 MLS SuperDraft by the Colorado Rapids as a Generation adidas player.
- Appeared in 20 games and made 14 starts as a rookie with the Rapids.
- Made professional debut as a started in season opener at KC on 4/2.
- Recorded only assist on only goal of 1-0 win vs. DC on 9/3.

NATIONAL TEAM

- Former United States youth international at the U-20 and U-23 levels.

2008

- Part of the United States squad at the CONCACAF Pre-Olympic Tournament in March, helping the U.S. qualify for the 2008 Summer Olympics in Beijing, China.

2007

- Called into camp for matches against Japan in February and China in November.

2005

- Started on United States squad that reached Round of 16 at FIFA World Youth Championship in the Netherlands.
- Started all four games and scored lone goal in 3-1 loss to Italy that eliminated the U.S.
- Earlier in the year, had helped the U.S. qualify for the tournament by going 3-0 in qualifying play in January

OTHER PROFESSIONAL HIGHLIGHTS

- Played two seasons for IK Start in the Norwegian Premier League.
- Helped Start finish ninth in 2009 and eighth in 2010 in the 16-team league.
- Underwent off-season surgery between 2009 and 2010 seasons.
- Played for the Texas Spurs PDL team while in high school and started while being the youngest player on the team by two years.
- Spent two years in United States U-17 residency program in Bradenton, Fla.

COLLEGE

- Had successful three-year career at University of Virginia, including leading the country in assists as a junior.

2004

- Set a new Virginia record with 21 assists, breaking the previous record of 20 and leading the nation.
- Had streak of seven consecutive games with an assist.
- Also scored three goals for a team-high 27 points in 24 games.
- Third team NSCAA All-America.
- First team All-Atlantic Coast Conference.

2003

- Started 21 games and notched four assists.

2002

- Appeared in 20 games and made 15 starts, including six of his last seven games.

PERSONAL

- Attended Allen High School in Allen, Texas and Texas Tech High school in Lubbock, Texas.
- Two-time Parade and NSCAA All-America selection.
- Married to Jaime, a professional soccer player who played for Amazon Grimstad in Norway.
- Born in Tyler, Texas to Russ and Jean Freeman.
- Has one brother, Blake.
- Enjoys golfing and hunting.

REGULAR-SEASON GAME HIGHS

Goals..... 1, 2 times, last: 4/17/11, HOU vs. NE
Assists..... 1, 6 times, last: 6/30/11, HOU vs. SEA
Shots on Goal..... 1, 9 times, last: 4/17/11, HOU vs. NE

Shots..... 2, 5/25/05, COL vs. SJ
Fouls Committed.... 5, 4/26/07, NY at DAL
Fouls Suffered..... 4, 3 times, last: 6/28/08, NY at CHV

MLS STATISTICS

YEAR	TEAM	GP	GS	MIN	G	A	SHT	SOG	FC	FS	OFF	CK	C	E
2005	Colorado	20	14	1217	0	1	5	2	21	12	0	0	4	1
2006	Colorado	27	24	2131	0	1	8	2	29	29	0	0	7	1
2007	New York	16	15	1342	1	1	6	4	21	19	0	1	2	0
2008	New York	14	10	953	0	1	1	0	12	9	0	2	0	0
2008	Toronto FC	7	7	606	0	0	2	0	13	10	1	0	2	0
	2008 Totals	21	17	1559	0	1	3	0	25	19	1	2	2	0
2011	Houston	23	22	1909	1	2	4	1	17	21	1	0	3	0
	Totals	107	92	8158	2	6	26	9	113	100	2	3	18	2
POSTSEASON														
2005	Colorado	0	0	0	0	0	0	0	0	0	0	0	0	0
2006	Colorado	0	0	0	0	0	0	0	0	0	0	0	0	0
2007	New York	2	2	180	0	0	2	1	0	2	0	6	0	0
2011	Houston	0	0	0	0	0	0	0	0	0	0	0	0	0
	Totals	7	7	601	1	2	25	7	2	9	6	1	0	0

JOSH JANNIERE

7



POSITION: MIDFIELDER

HEIGHT: 5-7

WEIGHT: 160

DATE OF BIRTH: NOVEMBER 4, 1992

PLACE OF BIRTH: HAMILTON, ONTARIO CANADA

HOMETOWN: HAMILTON, ONTARIO CANADA

CITIZENSHIP: CANADA

COLLEGE: NONE

Played for the Toronto FC senior youth academy for three years before joining the Rapids.

Acquired

Signed March 30, 2011 from Toronto FC in exchange for a 2013 3rd round natural Supplemental Draft pick.

MLS

2011

- Did not make a regular season appearance.
- Made his first professional appearance in U.S. Open Cup play-in match against Chicago Fire on March 30 as a 76th minute sub.
- Played in all 10 Rapids Reserves matches, starting four, and contributed one assist.
- Signed with the Rapids on March 30, 2011 in a trade with Toronto FC for a 2013 3rd round natural Supplemental Draft pick.

PERSONAL

- Son of Rico and Jane Janniere, and has a younger brother, Christian.
- Played for the Ontario Provincial team.
- His club, Clarkson Soccer Club, participated in an international tournament in Scotland when he was 12 years old and he was named Player of the Tournament.



IAN JOYCE

17



POSITION: GOALKEEPER

HEIGHT: 6-3

WEIGHT: 200

DATE OF BIRTH: JULY 12, 1985

PLACE OF BIRTH: KINNELON, NEW JERSEY

HOMETOWN: KINNELON, NEW JERSEY

CITIZENSHIP: USA

COLLEGE: SETON HALL

Produced shutout victory in his MLS debut and lone appearance of the 2010 season.

Professional career includes stints in England with Grays Athletic FC, Watford and Southend United.

Spent a brief trial stint with Colorado during the team's preseason in England in February 2010 before signing with the club.

Acquired

Signed on March 9, 2010

MLS CAREER

2011

- Did not make any regular season appearances for the Rapids.
- Played in five matches for the Rapids Reserves, starting four. Earned a 2-3-0 record for the Reserves, with a goals against average of 1.20.
- Played in goal for the Rapids in the U.S. Open Cup play-in match against Chicago Fire (3/30).

2010

- Started one game his rookie campaign with a record of 1-0-0 with four saves with one shutout.
- Made MLS and Rapids regular season debut in 3-0 shutout victory vs. Houston (8/28).
- Made first appearance in a Rapids uniform starting in the team's second U.S. Open Cup qualifier at NY (5/26) making one save.

OTHER PROFESSIONAL HIGHLIGHTS

- Began his professional career with English Conference squad Grays Athletic FC in 2007 on a non-contract basis, but did not see any match action.
- Signed with English side Watford FC in October 2007 after a successful one-week trial. Did not appear in a match during the 07/08 season.
- Signed with English League One Southend United in July 2008 on a free transfer following his release from Watford. Appeared in three matches for Southend with two starts. Made his debut for Southend on September 20, 2008 in a 4-3 win over Crewe Alexander.

COLLEGE

- Finished his collegiate career appearing in 34 games with 33 starts with a 19-9-4 record, registering 136 saves with a 1.32 goals against average and nine shutouts.
- Ranks sixth all-time at SHU in shutouts and 10th in saves.

PERSONAL

- Majored in liberal studies at Seton Hall.
- Ian and wife, Kelly, welcomed the birth of their first child, daughter Aynslee, just days after Ian made his first MLS start.
- Three-year varsity player at Don Bosco Prep (NJ).
- Recorded 15 shutouts as a senior captain and helped team to state finals. Named First Team All-State, as well as one of the Top 51 players in New Jersey.
- Earned All-Bergen County and First Team All-NNJIL honors three times.

REGULAR-SEASON GAME HIGHS

Goals Allowed 0

| Saves 4, 8/28/10, COL vs. HOU

MLS STATISTICS

Year	Team	GP	GS	MIN	SHT	SVS	GA	GAA	C	E	W	L	T	SO
2010	Colorado	1	1	90	4	4	0	0.00	0	0	1	0	0	1
2011	Colorado	0	0	0	0	0	0	0.00	0	0	0	0	0	0
Totals		1	1	90	4	4	0	0.00	0	0	1	0	0	1



IAN JOYCE

KOSUKE KIMURA

27



POSITION: DEFENDER

HEIGHT: 5-9

WEIGHT: 155

DATE OF BIRTH: MAY 14, 1984

PLACE OF BIRTH: KOBE, JAPAN

HOMETOWN: KANAGAWA, JAPAN

CITIZENSHIP: JAPAN

COLLEGE: WESTERN ILLINOIS

The first Japanese player in the history of Major League Soccer.

Versatile and tenacious player who has played either side of the backline and in the midfield.

Scored the game winning goal in the 2010 Eastern Conference Final.

First on-field appearance with the Rapids was against the Chinese national team in an International friendly at Dick's Sporting Goods Park on June 10, 2007.

Acquired

Drafted by Colorado in the third round (35th overall) of the 2007 MLS Supplemental Draft.

MLS CAREER

2011

- One of only three Rapids players to start all 34 matches of the 2011 regular season.
- Scored his third career goal in a 2-2 draw with New England (7/23).
- Played 90 minutes in three CONCACAF Champions League matches: 8/17 vs. Isidro Metapan, 8/23 at Real España, and 9/21 vs. Real España.
- Playoffs: Started two matches of the 2011 postseason before fracturing his left foot against Sporting KC (10/30).

2010

- Won Rapids Humanitarian of the Year.
- Played in 23 games, with 21 starts, adding three assists.

- Registered assist in second straight game vs. Philadelphia (9/29).
- Recorded first assist of the season at RSL (9/25).
- Started at left back for the first time in his career vs. FC Dallas (7/31).
- Suffered a stress fracture in his left ankle at San Jose (5/1) and missed 6 games returning to the starting line-up at Toronto (7/10).
- Playoffs: Started all four postseason games and scored the game winner in the 42nd minute of the Eastern Conference Final vs. San Jose (11/13).

2009

- Played in 26 games with 21 starts for 1,932 minutes and had two goals and two assists (all new career highs).
- Recorded his first career MLS assist vs. Chivas USA (8/8).
- Tallied game-winning goal in the 79th minute vs. FC Dallas (7/11).
- Scored the first goal of his Rapids and MLS career vs. Real Salt Lake (5/2) in the 60th minute.

2008

- Had a break-through season playing in 18 games, 17 as a starter.
- His stellar play along the back line helped the team secure an unbeaten September and a league leading low of only 278 total shots allowed on goal.

2007

- Made his professional debut playing 90 minutes against RSL (9/22).
- Was a member of the Rapids MLS Reserve Division championship team, playing in eight matches and recording one assist.

COLLEGE

- In Kimura's four years at Western Illinois, the Leathernecks compiled a record of 43-33-7; the second best four-year period in school history. Scored five goals and tallied 14 assists during collegiate career.
- In 2006, named to the Mid-Con All-Conference Second Team, Mid-Con All-Tournament Team, MVP of the Bowling Green State Invitational, Mid-Con Commissioner's List of Academic Excellence and to Mid-Continent Fall Academic All-Conference Team.
- In 2005, earned All-Mid-Con First-Team, team MVP, Mid-Continent Academic All-Conference Team and Commissioner's List of Academic Excellence.

- Named to the All-Mid-Con Second Team as a freshman in 2003.

PERSONAL

- Parents, father Takahir and mother Hideyo, and brother Kenta.
- Majored in athletic training at Western Illinois.
- Before his college career, Kimura played high school soccer in Japan.
- Finished eighth nationally in the 2002 All-Japan Youth tournament with Kawasaki Frontale.
- Played in 13 games for the USL Premier Development League's Thunder Bay Chill in 2004.

REGULAR-SEASON GAME HIGHS

Goals..... 1, 3 times, last: 7/23/11, COL vs. NE
Assists..... 1, 6 times, last: 8/20/11, COL vs. CHV
Shots on Goal..... 1, 6 times, last: 7/31/10, COL vs. DAL

Shots..... 3, 4/22/11, COL vs. SEA
Fouls Committed.... 3, 4 times, last: 5/25/11, COL at NY
Fouls Suffered..... 4, 2 times, last: 10/14/11, COL vs. RSL

MLS STATISTICS

YEAR	TEAM	GP	GS	MIN	G	A	SHT	SOG	FC	FS	OFF	CK	C	E
2007	Colorado	4	4	360	0	0	2	1	3	3	0	0	1	0
2008	Colorado	18	17	1438	0	0	2	0	16	7	0	0	2	0
2009	Colorado	26	21	1932	2	2	11	3	11	15	2	0	3	0
2010	Colorado	23	21	1931	0	3	6	2	8	19	1	0	0	0
2011	Colorado	34	34	2996	1	1	13	6	16	26	0	5	0	0
Totals		105	97	8657	3	6	34	12	54	70	3	5	6	0
POSTSEASON														
2010	Colorado	4	4	381	1	0	2	1	2	2	0	0	0	0
2011	Colorado	2	2	126	0	1	0	0	0	0	0	0	0	0
Totals		6	6	507	1	1	2	1	2	2	0	0	0	0



ROSS LABAUUX

16



POSITION: MIDFIELDER

HEIGHT: 5-9

WEIGHT: 150

DATE OF BIRTH: DECEMBER 5, 1988

PLACE OF BIRTH: CHICAGO, ILLINOIS

HOMETOWN: CHICAGO, ILLINOIS

CITIZENSHIP: USA

COLLEGE: VIRGINIA

Skillful midfielder, who can play centrally or wide, and who creates problems for opposing teams' defenses with his quick moves and natural ability.

Served as a senior captain on the University of Virginia's 2009 NCAA Men's Soccer Championship team.

Acquired

Drafted by Colorado in the second round (23rd overall) of the 2010 MLS SuperDraft

MLS CAREER

2011

- Played in 16 matches and started four for a total of 313 minutes played.
- Made his first international appearance in CONCACAF Champions League, and played and started four matches in the tournament. Contributed one assist against Real España (8/23).
- Started nine matches (nine games played) for the Rapids Reserves. Scored a goal and notched one assist.
- Playoffs: Played in two matches, starting one.

2010

- Appeared in five games, one as a starter, playing 76 minutes his rookie season.
- Earned first career MLS start in his hometown at Chicago (6/9) and played 45 minutes.
- Started and played 90 minutes in two U.S. Open Cup qualifiers at KC (4/13) and at NY (5/26).
- Made his MLS debut in the season opener at Chivas USA (3/26).

NATIONAL TEAM

2007

- Participated in the U20 National Team training camp in 2007 and played in victories against SMU (3/25) and Haiti (3/27).
- Was also a pool player for the U-19 National Team.

COLLEGE

- Finished his collegiate career at Virginia with 10 goals and nine assists, appearing in 72 games.
- Senior captain of UVA squad that captured the 2009 NCAA National Championship.

PERSONAL

- Graduated with a degree in sociology from the University of Virginia.
- Son of Rodney and Carleen LaBauux and has three brothers: Rodney, Ryan, Royce.
- Played club soccer with the Chicago Magic SC for eight years and won several National Titles in different sanctioned tournaments.
- Played with the Chicago Fire Premier Super-20s.
- Lettered three years as a midfielder at Mt. Carmel High School. Named a 2006 NSCAA All-American. Earned first team all-state honors as a senior while contributing 22 goals and a school record-tying 26 assists for the Caravan.
- Was a teammate of fellow Rapids 2010 SuperDraft pick Andre Akpan on the National Champion U19 Dallas Texans Red 88.

REGULAR-SEASON GAME HIGHS

Goals 0

Assists 0

Shots on Goal 1, 5/25/11, COL at NY

Shots 1, 2 times, last: 8/13/11 COL at SJ

Fouls Committed 2, 5/28/11, COL vs. KC

Fouls Suffered 3, 5/25/11, COL at NY

MLS STATISTICS

YEAR	TEAM	GP	GS	MIN	G	A	SHT	SOG	FC	FS	OFF	CK	C	E
2010	Colorado	5	1	76	0	0	0	0	1	5	0	0	1	0
2011	Colorado	11	4	313	0	0	2	1	5	8	2	0	3	0
Totals		16	5	389	0	0	2	1	6	13	2	0	4	0
POSTSEASON														
2011	Colorado	2	1	96	0	0	1	0	1	6	1	0	0	0
Totals		2	1	96	0	0	1	0	1	6	1	0	0	0



ROSS LABAUEX

JEFF LARENTOWICZ

4



POSITION: MIDFIELDER

HEIGHT: 6-1

WEIGHT: 175

DATE OF BIRTH: AUGUST 5, 1983

PLACE OF BIRTH: PASADENA, CALIFORNIA

HOMETOWN: WEST CHESTER, PENNSYLVANIA

CITIZENSHIP: USA

COLLEGE: BROWN

One of the league's premier talents in the midfield.

Named to the 2010 MLS All-Star Team.

Played in every regular season game, a career-high 34 matches, and scored a career-high seven goals in 2011.

Acquired

Acquired in a trade on January 22, 2010, along with Wells Thompson from New England in exchange for Preston Burpo, Cory Gibbs, allocation money and Colorado's natural third round 2011 MLS SuperDraft pick. Signed to a new contract with the Rapids on January 22, 2010.

MLS CAREER

2011

- Colorado Rapids Golden Boot winner for the 2011 season with seven goals. Also contributed one goal in CONCACAF Champions League play in the 1-1 draw at Real España (8/23).
- One of only three Rapids players to start all 34 matches of the 2011 season.
- Scored second career brace in the 2-2 draw at New York Red Bulls (5/25).
- Notched the game winning goal in a 2-1 victory over San Jose Earthquakes (8/13).
- Playoffs: Played the full 90 minutes in all three games.

2010

- One of only two Rapids players to appear in all 30 games (career high and T-1st in MLS), with 29 starts and scored a career-high tying four goals and added one assist.
- Tallied first career brace at FC Dallas (10/9).

- Scored in his hometown at Philadelphia (8/14).
- Named to his first MLS All-Star Team.
- Scored his first Rapids goal on free kick vs. Toronto FC (4/18).
- Made his Rapids debut in the season opener at Chivas USA (3/26).
- Playoffs: Started all four postseason games.

2009

- Started 28 matches as a central midfielder and recorded one goal and two assists, each of which was a game-winner.
- Overall, played in 35 matches, including one Open Cup match, four SuperLiga matches and two MLS Cup Playoff matches.
- Served as captain in the 1-0 loss to LA (7/4), marking the first time he wore the armband in an MLS match.
- Became the 14th player in Revolution history to make 100 regular-season appearances for the club with a start against Toronto (8/1).
- Fractured the radius of his right arm in a 3-1 win over RSL (8/23). Did not miss a game because of the injury, instead played with heavy padding over a wrist-to-elbow cast.
- Made his 100th career regular-season start against Seattle (9/26) and assisted on Joseph's game-winning goal in the 87th minute of the 2-1 win.
- Scored his only goal of the season in the playoff-clinching, 1-0 win over Columbus (10/25).
- Playoffs: assisted on game-winning goal in the 75th minute of the 2-1 victory in Game 1 of the MLS Cup Playoffs (11/1).

2008

- Started 28 regular season games, playing both as a defensive midfielder and a central defender and scored four goals and added two assists.

- Overall, made 36 appearances - all starts - including regular season, SuperLiga, Champions League and playoff games.
- Scored a 25-yard game winner against D.C. (8/20).
- Played in the center of a four-man backline in the SuperLiga semifinal against Atlante (7/30) and the final against Houston (8/5).
- Started both matches against Joe Public FC in the CONCACAF Champions League (8/26, 9/2).
- Playoffs: started both of the Revs' playoff matches against Chicago.

2007

- Started 28 games in the defensive midfield, missing two with a right eye injury and scored three goals and added four assists.
- Had a career day against Chicago (5/6), scoring a goal off a corner and later assisting on game-winning goal for his first-career multiple point game.
- Playoffs: Started all four postseason games.

2006

- Played in 26 games, 19 as a starter and recorded one goal and one assist.
- Tallied first career MLS assist at Chicago (6/11).
- Recorded his first career MLS goal netting the game-winning goal against Columbus (8/27).
- Playoffs: appeared in all four postseason games, starting two in the midfield.

2005

- Originally selected by the Revolution in the 4th round (45th overall) in the 2005 MLS Supplemental Draft.
- Made his MLS debut in the 89th minute at D.C. (5/14).
- Started 11 Reserve Division matches for the Revs while captaining the squad.

NATIONAL TEAM

- Has three caps with the U.S. Men's National Team.

2012

- Was called into his third straight January camp.
- Started and played 62 minutes against Venezuela in the 1-0 victory (1/21).

2011

- Earned his first cap with the National Team vs. Chile (1/22) at The Home Depot Center playing 90 minutes.
- Garnered his second straight January camp invite and participated in the camp at The Home Depot Center from January 4-22.

2010

- Earned his first call-up to U.S. National team camp in January, but had a knee injury that required surgery and was unable to complete camp.

COLLEGE

- In 66 collegiate appearances, the central defender scored seven goals and six assists.
- Helped Brown capture two Ivy League Championships.
- Two-time second-team NSCAA All-America selection and a four-time All-Ivy performer.

PERSONAL

- Son of Ron and Margie Larentowicz and has one older sister, Laura.
- Majored in public policy and American Institutions at Brown.
- Trained with Malmo FF of Allsvenskan, the premier league in Sweden, during the summer between his junior and senior years at Brown, and with Ipswich Town of England's second division in the off-season after the 2005 MLS season.
- A graduate of Chestnut Hill Academy in Philadelphia, where he lettered in soccer, basketball, and golf.
- Won back-to-back national championships with FC Delco Arsenal in 2002 and 2003.

REGULAR-SEASON GAME HIGHS

Goals..... 2, 2 times, last: 5/25/11, COL at NY
Assists..... 1, 11 times, last: 4/13/11, COL vs. D.C.
Shots on Goal..... 3, 5/25/11, COL at NY

Shots..... 4, 2 times, last: 4/18/10, COL vs. TOR
Fouls Committed.... 5, 8/2/07, NE vs. KC
Fouls Suffered..... 5, 6/28/08, NE vs. TOR

MLS STATISTICS

YEAR	TEAM	GP	GS	MIN	G	A	SHT	SOG	FC	FS	OFF	CK	C	E
2005	New England	1	0	1	0	0	0	0	0	0	0	0	0	0
2006	New England	26	19	1974	1	1	20	5	47	29	1	0	4	0
2007	New England	28	28	2455	3	4	28	9	61	30	0	0	5	0
2008	New England	28	28	2437	4	2	24	12	42	39	0	0	5	1
2009	New England	28	28	2438	1	2	34	17	45	30	2	0	4	0
2010	Colorado	30	29	2617	4	1	41	13	31	18	1	0	4	0
2011	Colorado	34	34	3051	7	1	37	18	45	37	0	1	5	0
	Totals	175	166	14973	20	11	184	74	271	183	4	1	27	1

POSTSEASON

2006	New England	4	2	177	0	0	1	1	4	5	0	0	1	0
2007	New England	4	4	360	0	0	4	2	10	4	0	0	1	0
2008	New England	2	2	129	0	0	3	0	2	2	0	0	0	0
2009	New England	2	2	180	0	1	4	1	4	0	0	0	1	0
2010	Colorado	4	4	420	0	0	9	4	4	6	0	0	0	0
2011	Colorado	3	3	270	0	0	4	0	4	1	0	0	0	0
	Totals	19	17	1536	0	1	25	8	28	18	0	0	3	0

TYRONE MARSHALL

34



POSITION: DEFENDER

HEIGHT: 6-2

WEIGHT: 195

DATE OF BIRTH: NOVEMBER 12, 1974

PLACE OF BIRTH: KINGSTON, JAMAICA

HOMETOWN: LAUDERHILL, FLORIDA

CITIZENSHIP: JAMAICA

COLLEGE: FLORIDA INTERNATIONAL

Returned to Colorado in 2011, having begun his professional career with the Rapids after being drafted by the club in the first round (11th overall) of the 1998 MLS College Draft.

Two-time MLS All-Star (2003, 2005), two-time MLS Cup champion (2002, 2005) and a three-time U.S. Open Cup champion (2005, 2009, 2010).

A fixture on the Jamaican National Team, he has 82 caps for the Reggae Boyz and has scored five international goals.

Third amongst active MLS players with 321 games played, 6th all-time.

Acquired

Selected by Colorado with the 16th pick in Stage 2 of the 2010 MLS Re-Entry Process on December 15, 2010 and signed by the Rapids on January 3, 2011.

MLS CAREER

2011

- Made his second Rapids debut (after his first in 1998) on May 8 at FC Dallas as a sub in the 63rd minute. It had been 12 years 272 days in between regular season appearances for the Rapids – the longest time between games for one MLS team in league history.
- On May 7 became the 13th player to play 300 career MLS regular season matches.

2010

- Registered one goal and one assist on the year.
- Member of Sounders back-to-back U.S. Open Cup champion squad.

2009

- Obtained by Seattle in a trade with Toronto FC in exchange for allocation money on February 10.
- Member of Sounders U.S. Open Cup champion squad.
- Voted as club's Defensive Player of the Year.
- Recorded first career one goal/one assist game in 3-2 playoff clinching win at KC (10/17).
- His overhead kick on the goal line at Columbus (10/3) was voted MLS Save of the Week and a finalist for Save of the Year.

2008

- Played in 24 games with 23 starts and played all 90 minutes 21 times with Toronto FC.

2007

- Was traded to Toronto on June 13 in exchange for Edson Buddle.
- Scored lone goal of the season as a member of the Galaxy vs. New England on (5/12).

2006

- Played a key role in the Galaxy's franchise record 521-minute shutout streak.
- Helped LA reach U.S. Open Cup final before falling to Chicago 2-1.

2005

- Member of Galaxy's MLS Cup champion and U.S. Open Cup champion squad.
- Strong play earned honors as the club's Defender of the Year and a spot on the MLS All-Star team.
- Named to second career MLS All-Star team but did not play in the game due to injury.

2004

- Missed time due to a sprain of his medial collateral ligament in his left knee.

2003

– Named an MLS All-Star for the first time in his career as an additional selection.

2002

– Was the ninth pick of the 2002 MLS Allocation Draft.
 – Member of the Galaxy's MLS Cup champion squad.
 – Helped LA reach U.S. Open Cup final before falling to Columbus 1-0.

2001

– Appeared in 23 games in final season with Miami.
 – Scored three goals and added two assists.

2000

– Led Miami to U.S. Open Cup final before falling to Chicago 2-1.

1999

– Registered a career-high with four goals and career-high tying five assists.

1998

– Drafted by Colorado in the first round (11th overall) of the 1998 MLS College Draft.
 – Made MLS debut with the Rapids vs. NE (7/11).
 – Was traded to the Miami Fusion on August 14 along with Jason Boyce in exchange for David Vaudreuil.

– Scored his first MLS goal at Chicago (9/2).

NATIONAL TEAM

– Has 82 career caps and has scored five goals with the Reggae Boyz.
 – Made his debut in a friendly against Romania on May 17, 2000.
 – Retired from international competition in Jan. 2010.

COLLEGE

– Attended Lindsey Wilson College from 1994-1995 before transferring to Florida International University.
 – Played forward at FIU from 1996-97.
 – All-Atlantic Sun Conference First Team in 1997 and Honorable Mention in 1996.
 – Ranks 16th in all-time scoring at FIU with 22 goals and 15 assists in his two seasons with the Panthers.

PERSONAL

– Married with five children.
 – Big fan of the TV show The Amazing Race and loves brown stew chicken and rice.

REGULAR-SEASON GAME HIGHS

Goals 1, 16 times, last: 5/10/10, SEA at RSL	Shots 4, 2 times, last: 7/10/99, MIA vs. CLB
Assists 2, 5/25/02, LA at NE	Fouls Committed 7, 10/25/03, LA at SJ
Shots on Goal 2, 9 times, last: 5/18/02, LA at KC	Fouls Suffered 5, 4/1/00, MIA vs. SJ

MLS STATISTICS

YEAR	TEAM	GP	GS	MIN	G	A	SHT	SOG	FC	FS	OFF	CK	C	E
1998	Colorado	1	0	17	0	0	0	0	2	0	0	0	0	0
1998	Miami	8	3	332	1	0	13	6	11	7	2	0	0	0
	1998 Totals	9	3	349	1	0	13	6	13	7	2	0	0	0
1999	Miami	28	25	2223	4	5	39	17	41	33	14	0	3	0
2000	Miami	23	21	1780	1	2	18	4	27	27	8	0	4	2
2001	Miami	23	20	1831	3	2	15	6	29	20	3	0	5	0
2002	Los Angeles	24	19	1838	0	5	9	5	32	15	1	0	4	0
2003	Los Angeles	25	19	1882	0	0	9	0	47	21	1	0	6	0
2004	Los Angeles	18	17	1449	2	1	3	3	31	12	0	0	4	0
2005	Los Angeles	25	25	2085	1	2	15	4	45	22	2	0	7	1
2006	Los Angeles	25	25	2149	0	0	13	3	53	16	1	0	7	0
2007	Los Angeles	8	8	719	1	0	1	1	12	5	0	0	1	1
2007	Toronto FC	16	16	1440	0	0	9	0	22	11	0	0	4	0
	2007 Totals	24	24	2159	1	0	10	1	34	16	0	0	5	1
2008	Toronto FC	24	23	2019	0	0	2	0	16	15	0	0	4	0
2009	Seattle	26	25	2166	2	2	10	4	23	12	0	0	5	2
2010	Seattle	20	14	1419	1	1	4	3	16	12	0	0	5	0
2011	Colorado	27	24	2177	0	1	7	0	24	14	0	0	4	0
	Totals	321	284	25526	16	21	167	56	4341	242	32	0	63	6
POSTSEASON														
1998	Miami	0	0	0	0	0	0	0	0	0	0	0	0	0
1999	Miami	2	2	180	0	0	1	0	2	4	0	0	1	0
2001	Miami	5	0	129	0	0	1	1	2	1	1	0	0	0
2002	Los Angeles	6	6	572	0	2	3	1	13	7	0	0	0	0
2003	Los Angeles	2	2	186	0	0	0	0	3	2	0	0	1	0
2004	Los Angeles	3	3	270	1	0	1	1	4	5	0	0	0	0
2005	Los Angeles	3	3	300	0	0	0	0	7	5	0	0	2	0
2009	Seattle	1	1	104	0	0	1	0	2	0	0	0	1	0
2010	Seattle	2	1	115	0	0	0	0	2	1	0	0	0	0
2011	Colorado	1	0	21	0	0	0	0	1	0	0	0	0	1
	Totals	25	18	1877	1	2	7	3	36	25	1	0	5	1

PABLO MASTROENI

25



POSITION: MIDFIELDER

HEIGHT: 5-10

WEIGHT: 170

DATE OF BIRTH: AUGUST 29, 1976

PLACE OF BIRTH: MENDOZA, ARGENTINA

HOMETOWN: PHOENIX, ARIZONA

CITIZENSHIP: USA/ARGENTINA

COLLEGE: NORTH CAROLINA STATE

One of the franchise's most renowned and respected players both on and off the field.

Rapids all-time leader in games played, games started and minutes played.

Named Rapids team captain on Sept. 23, 2004 and has lived up to that responsibility ever since.

Fourth amongst active MLS players with 316 games played, and ninth all-time in MLS in games played as of the start of the 2012 season.

Has compiled 65 caps with the U.S. Men's National Team and played in the 2002 and 2006 World Cups.

Acquired

Selected by the Rapids with the first overall pick in the 2002 MLS Allocation Draft.

MLS CAREER

2011

- On Aug. 20, Mastroeni became only the 3rd player in MLS history to start 300 regular season matches. As of the end of the 2011 season, he leads the league for most all-time games started by an active MLS player (306 games started). Retired midfielder Steve Ralston is the only MLS player to start more career regular season games (372).
- Played his 300th career match and his 200th Rapids game on 6/18 against LA. As of the beginning of the 2012 season, Mastroeni is 9th overall for all-time regular season games played with 316.
- Scored one goal in the 2011 season in a 2-1 win at Philadelphia Union (7/29).

- Notched four assists in 2011, including an assist in two consecutive matches on 8/13 and 8/20.
- Played and started one CONCACAF Champions League match at Santos Laguna (9/13).
- Missed the final match of the regular season (10/22 vs. VAN) and all three playoff matches due to a concussion suffered on 10/14 against Real Salt Lake.

2010

- Recognized as the Rapids Most Valuable Player for the third time in his career.
- Started in a career-high tying 29 games and scored a career-high tying two goals and added three assists.
- Became the leader for most games played in Rapids history with 179 at New York on 9/11, the leader in most games started in Rapids history with 171 on 8/28 and the leader for the most minutes played in Rapids history with 14,787 on 8/14, surpassing former leader Chris Henderson in all three categories.
- Playoffs: Started and played every minute in all four playoff games during Rapids championship run. Scored game-winner vs. Columbus (10/28) in first leg of Semifinals.

2009

- Started in 25 games, playing 2,162 minutes and scored one goal and registered three assists.
- Scored his first goal in over four years vs. Chivas USA (8/8). His goal came just 26 seconds into the match marking the sixth fastest goal scored in MLS history and the second fastest in Colorado history.
- Recorded his first assist in almost two years at Columbus (4/11).

2008

- Rapids MVP for a second straight year.

- Named to his seventh overall and seventh consecutive MLS All-Star team, which was tops among the 18 players on the roster and tied for second-most in MLS history.
- Played 25 matches with 23 starts (both highs while with Colorado).
- Re-signed with the club to a multi-year contract.

2007

- Took home Rapids Most Valuable Player Award.
- Started 21 of the 23 games he appeared in while playing 1,865 minutes and added one assist on the season.
- Named to MLS All-Star team.

2006

- Started 20 games.
- Was named to the U.S. National Team for 2006 FIFA World Cup and returned to play for Colorado on July 4.
- Named to the MLS All-Star team, but did not play in the game.

2005

- Played in 14 games, 12 as a starter and scored one goal.
- Scored his first Rapids goal vs. Columbus (4/23).
- Named to the 2005 MLS All-Star Inactive Roster.

2004

- Awarded Rapids “Black & Blue Player of the Year Award”.
- Was named the Rapids team captain on Sept. 23 after John Spencer relinquished the captain’s armband.
- Played and started in 17 games.
- Named to the MLS All-Star team, but did not play in the game.

2003

- Started all 18 games that he appeared in for the Rapids and recorded two assists.
- Missed a number of games while on National Team duty at the FIFA Confederations Cup and CONCACAF Gold Cup.
- Named to the MLS All-Star Inactive Roster.

2002

- Acquired by Colorado with the first pick in the MLS Allocation Draft.
- Earned a spot on the U.S. National Team for the World Cup in Japan/Korea, causing him to miss two months of MLS action.
- Tallied his first point as a member of the Rapids with an assist against L.A. (7/13).

2001

- In his final season with Miami, scored the first two goals of his MLS career and started all 25 games in which he played.
- Scored the first goal of his career against Tampa Bay (5/19).
- Was named as the Fusion’s ADT Defender of the Year for the third straight season and was part of the Pepsi Best XI for the first time in his career.

2000

- Set career highs in games and minutes played.
- Played in and started 29 games for the Fusion and registered one assist.

1999

- Started in all 23 games that he appeared in.
- Notched three assists.

1998

- Selected by Miami in the second round (13th overall) of the College Draft.
- Appeared in 23 games with 19 starts and tallied a career best four assists on the season.
- Earned first career MLS assist vs. Columbus (5/9).
- Played every minute of every game at right back after head coach Ivo Wortmann took over in July.

NATIONAL TEAM

- Pablo Mastroeni has 65 caps with the U.S. Men’s National Team.

2009

- Played in three World Cup Qualifier matches against Costa Rica (6/3), Honduras (6/6) and Trinidad & Tobago (4/1).

2008

- Made five appearances, including four starts.
- Helped lead the U.S. to a 2-0 win over Guatemala in the first-ever FIFA World Cup qualifier in Colorado on November 19.

2007

- Started in all seven games in which he appeared.
- Named to the 2007 US Gold Cup squad who won the championship. Also named to 2007 Gold Cup Best XI, while collecting his third confederation championship medal.
- Captained the U.S. to a 2-0 victory against Mexico in his hometown of Phoenix.

2006

- Played in seven games with five starts.
- Named to his second consecutive US World Cup squad on May 2.
- Tallied his 50th career cap vs. Italy.

2005

- Appeared in 11 games, 10 as a starter.
- Earned Man of the Match honors in qualifier vs. Guatemala (9/7).
- Wore captain’s armband in three matches on the year.

2004

- Had seven appearances with five starts.
- Earned Man of the Match honors in 1-1 WCQ draw with Jamaica in Columbus.

2003

- Played in 11 games, 10 as a starter.

2002

- Appeared in 12 games, 11 as a starter.
- Was called into Bruce Arena’s World Cup squad for Japan/Korea 2002 despite having never appeared in a qualifier.

- Started in three of the United States' five matches as the Americans reached the quarterfinals of the tournament for the first time since 1930.
- Started the last four games of the 2002 Gold Cup.

2001

- Played in two games with one start.
- Earned his first cap for the United States National Team in a friendly against Ecuador on June 7.
- Made first start for the U.S. against Ecuador (6/7).

COLLEGE

- First team All-ACC and All-Region as a senior for the Wolfpack in 1997.
- Was named second team All-ACC in 1996
- Was the school's co-MVP in 1995.

PERSONAL

- Born in Argentina of Italian heritage, he became a United States citizen in 2001.
- Moved to the U.S. at the age of four.
- Son of Elci and Frank Mastroeni, has one brother, Diego.
- Proposed to wife, Kelly Long, during a halftime television interview of the Fusion's match Sept. 5, 2000 at the MetroStars.
- Has a son Gianluca and a daughter Giuliana.
- An accomplished musician, plays the guitar and composes music.
- Has a passion for cooking, he once appeared as a special guest on the Food Network's "Emeril Live" show.
- Earned degree in sports communications from North Carolina State.

REGULAR-SEASON GAME HIGHS

Goals 1, 7 times, last: 7/29/11, COL at PHI
Assists 1, 26 times, last: 8/20/11, COL vs. CHV
Shots on Goal 1, 27 times, last: 7/29/11, COL at PHI

Shots 3, 3 times, last: 5/1/10, COL at SJ
Fouls Committed 7, 2 times, last: 10/7/07, COL vs. TOR
Fouls Suffered 6, 2 times, last: 9/8/01, MIA vs. DC

MLS STATISTICS

YEAR	TEAM	GP	GS	MIN	G	A	SHT	SOG	FC	FS	OFF	CK	C	E
1998	Miami	23	19	1611	0	4	21	6	25	16	8	0	2	0
1999	Miami	23	23	2025	0	3	8	0	31	22	0	0	8	0
2000	Miami	29	29	2661	0	1	5	2	55	39	2	0	8	2
2001	Miami	25	25	2290	2	2	2	2	30	34	0	0	6	0
2002	Colorado	15	15	1329	0	3	4	2	30	19	0	0	6	1
2003	Colorado	18	18	1655	0	2	6	0	41	25	0	0	7	1
2004	Colorado	17	17	1467	0	0	4	2	25	15	1	0	6	0
2005	Colorado	14	12	943	1	0	5	3	14	16	0	0	3	1
2006	Colorado	20	20	1779	0	0	2	0	40	27	0	0	6	1
2007	Colorado	23	21	1865	0	1	9	0	46	24	0	0	7	1
2008	Colorado	25	23	2004	0	0	9	1	33	24	1	0	5	0
2009	Colorado	25	25	2162	1	3	11	2	39	25	0	0	5	0
2010	Colorado	29	29	2493	2	3	16	6	30	39	2	0	5	1
2011	Colorado	30	30	2517	1	4	12	1	28	39	1	0	6	0
	Totals	316	306	26801	7	26	114	27	467	363	15	0	80	8
POSTSEASON														
1998	Miami	2	2	180	0	0	1	0	1	2	0	0	0	0
1999	Miami	2	2	180	0	0	0	0	5	2	0	0	1	0
2001	Miami	4	4	242	0	0	0	0	8	2	0	0	2	1
2002	Colorado	5	5	442	0	0	0	0	21	8	0	0	2	0
2003	Colorado	2	2	180	0	0	0	0	5	2	0	0	0	0
2004	Colorado	2	2	180	0	0	1	0	3	4	0	0	1	0
2005	Colorado	3	3	300	0	0	0	0	6	7	0	0	2	0
2006	Colorado	3	3	300	0	0	3	1	9	7	0	0	1	0
2010	Colorado	4	4	420	1	0	6	3	9	2	0	0	1	0
	Totals	27	27	2424	1	0	11	4	67	36	0	0	10	1



PABLO MASTROENI

DREW MOOR

3



POSITION: DEFENDER

HEIGHT: 6-0

WEIGHT: 165

DATE OF BIRTH: JANUARY 15, 1984

PLACE OF BIRTH: DALLAS, TEXAS

HOMETOWN: DALLAS, TEXAS

CITIZENSHIP: USA

COLLEGE: INDIANA

Set an MLS record on August 27, 2011 for the most consecutive complete games played of any field player at 69 straight matches, consisting of 6,210 consecutive minutes of MLS regular-season action.

In 2010, Moor became only the third field player in MLS history to play every minute of every possible MLS game (both regular season and playoffs).

Won two NCAA Championships with Indiana in 2003 and 2004.

Has been capped by the U.S. National Team five times.

Acquired

Acquired in a trade on August 31, 2009, along with a second round 2010 SuperDraft pick and allocation money from FC Dallas in exchange for Ugo Ihemelu.

MLS CAREER

2011

- Scored a career high four goals during the regular season including two game winners, one of which was against his former team FC Dallas (10/1).
- Named Rapids Defender of the Year for the second straight year.
- Played the full 90 minutes in every match he was eligible for; missed two matches due to yellow card accumulation (9/9 and 10/22).

2010

- Named Rapids 2010 Defender of the Year.
- One of only four players in MLS and one of just two position players to play every regular season minute.

- Became only the third field player in MLS history to play every minute of every possible MLS game- both regular season and playoffs. (Todd Dunivant, LA-2005, Michael Parkhurst, NE- 2005).
- Scored the game winner in the 85th minute in 1-0 win vs. Columbus (6/5). His first goal as a member of the Rapids.
- Played 45 minutes in U.S. Open Cup qualifier at KC (4/13) and started and played 90 minutes at NY (5/26).

2009

- Made Rapids debut playing full 90 vs. Toronto FC (9/5).
- Prior to joining the Rapids, started in 21 games for FC Dallas for 1,890 minutes with a new career-high three goals.
- Made his 100th career start on 5/23 versus LA, scored his second goal of the season, a header off of a corner kick.
- Scored his third goal on 6/13 vs. Houston.

2008

- Wore the captain's armband seven times: at Toronto (8/3), at Columbus (8/16), at KC (8/23), vs. Columbus (8/30), vs. Colorado (9/4), at Chicago (9/21), vs. D.C. United (9/28).
- Led all Dallas defenders with two goals, both coming off corner kicks.
- Appeared in two Reserve contests, scoring the first goal of the Reserve Division season in 1-1 tie vs. Chivas USA (3/30).
- Appeared in five of the team's six international friendlies, making four starts.

2007

- Started and played 90 minutes in U.S. Open Cup Final vs. New England (10/3).

2006

- Had started 21 consecutive games for FC Dallas, between 4/23 and 8/30 before missing match vs. Houston (9/2) because of a suspension.
- Scored first-career MLS goal in the 76th minute at Houston (5/6).

2005

- Drafted by FC Dallas with the 6th overall pick of the 2005 SuperDraft.

NATIONAL TEAM

- Drew Moor has earned five caps and registered one assist for the U.S. National Team.

2008

- Started and played 90 minutes at right back in 2-0 friendly win vs. Sweden (1/19).
- Played the full 90 in 2-2 friendly tie vs. Mexico (2/6) in Houston, notching an assist on Jozy Altidore's header in the 40th minute.
- Started for the U.S. for a World Cup Qualifier against Barbados (6/22).
- Was an unused substitute in 2-0 World Cup Qualifier win versus Guatemala (11/19) at DSGP.

2007

- Made his international debut when he started and played 90 versus Paraguay (7/2) in the 2007 Copa America. Also played the full 90 versus Colombia (7/5).

2003

- Played in 21 games, including 15 international matches with the U-20 team.
- Played in four matches, starting three, during FIFA World Youth Championship in the UAE.

2002

- Played and started in five matches for U-20s.

COLLEGE

- In 2004 at Indiana, won his second NCAA Championship by defeating UC Santa Barbara on penalty kicks.
- Was selected to the NSCAA All-America first team, All-Big Ten First Team; was a Hermann Trophy Semifinalist and was also a team tri-captain.
- Missed most of the NCAA Tournament while playing for the United States U-20 National Team at World Youth Championships in the United Arab Emirates. Returned from U.S. duty just hours before the 2003 NCAA Championship Game and played every minute of the championship match that they won 2-1 over St. Johns.
- In 2003, his first season at Indiana, was an All-Big Ten First Team selection, starting in 19 matches after transferring from Furman.
- Started his college career at Furman in 2002, where he was the Southern Conference Freshman of the Year and an All-Southern Conference Second Team selection along with Clint Dempsey and Ricardo Clark as a sophomore.

PERSONAL

- Attended the Episcopal School of Dallas (HS).
- Played for Solar SC for eight years, winning five state cups.
- Advanced to Dallas Cup SuperGroup finals in 2002, losing to Nottingham Forrest on penalty kicks in the finals.
- Was selected as the Dallas Morning News area High School Player of the Year in his senior year and played with the Chicago Fire Reserves in the PDL in 2004.
- Took part in the Generation adidas Tour of England in Dec, 2006.
- Has a younger brother Will, older sister Hailey, younger sister Lee.

REGULAR-SEASON GAME HIGHS

Goals	1, 13 times, last: 10/1/11, COL vs. DAL	Shots	3, 3 times, last: 9/17/11, COL @ TOR
Assists	1, 3 times, last: 7/20/11, COL vs. NY	Fouls Committed	3, 6 times, last: 9/24/11, COL vs. SJ
Shots on Goal	2, 5 times, last: 9/24/11, COL vs. SJ	Fouls Suffered	4, 5/5/10, COL vs. LA

MLS STATISTICS

YEAR	TEAM	GP	GS	MIN	G	A	SHT	SOG	FC	FS	OFF	CK	C	E
2005	FC Dallas	20	9	936	0	0	7	4	6	5	0	0	0	0
2006	FC Dallas	27	26	2280	1	1	12	5	25	20	2	0	6	0
2007	FC Dallas	28	28	2495	2	0	7	3	17	30	1	1	3	0
2008	FC Dallas	27	27	2430	2	1	18	5	17	29	0	0	5	0
2009	FC Dallas	21	21	1890	3	0	18	6	19	15	0	0	2	1
2009	Colorado	8	8	720	0	0	0	0	4	5	0	0	0	0
	2009 Totals	29	29	2610	3	0	18	6	23	20	0	0	2	1
2010	Colorado	30	30	2700	1	0	14	7	14	22	1	0	2	0
2011	Colorado	32	32	2880	4	1	28	9	22	35	3	1	8	0
	Totals	193	181	16331	13	3	104	39	124	161	7	2	26	1
POSTSEASON														
2005	FC Dallas	1	0	9	0	0	0	0	0	0	0	0	0	0
2006	FC Dallas	2	2	210	0	0	2	0	0	4	0	0	0	0
2007	FC Dallas	2	2	209	0	0	0	0	1	1	0	0	2	1
2010	Colorado	4	4	420	0	0	2	1	3	6	0	0	0	0
2011	Colorado	2	2	149	0	0	1	0	0	2	0	0	0	0
	Totals	11	10	997	0	0	5	1	4	13	0	0	2	1

BRIAN MULLAN

11



POSITION: MIDFIELDER

HEIGHT: 5-7

WEIGHT: 155

DATE OF BIRTH: APRIL 23, 1978

PLACE OF BIRTH: MINEOLA, NEW YORK

HOMETOWN: LITTLETON, COLORADO

CITIZENSHIP: USA

COLLEGE: CREIGHTON

A five-time MLS Cup champion, capturing titles with Los Angeles (2002), San Jose (2003), Houston (2006 and 2007) and Colorado (2010).

A native of Littleton, Colorado, he attended Regis Jesuit High School.

The 1996-97 Colorado High School Player of the Year.

Has tied Dema Kovalenko for most consecutive playoff appearances in MLS history with 11, having made it to the postseason every year of his professional career.

Acquired

Acquired on September 15, 2010 along with a fourth round 2013 MLS SuperDraft pick in a trade with the Houston Dynamo in exchange for midfielder Colin Clark and allocation money.

MLS CAREER

2011

- Appeared in 22 matches, starting 19 and playing a total of 1665 minutes for the Rapids.
- Scored one goal, the game-winner in a 2-1 win over Columbus Crew (8/5).
- Played in three CONCACAF Champions League matches and scored one goal against Santos Laguna (9/13).
- Received a red card in the 4/3 match against Seattle Sounders FC for a foul against Steve Zakuani, which resulted in a ten-match suspension.
- Re-signed a new multi-year contract with the Rapids in December 2011.

2010

- Appeared in seven games, with five starts, playing 340 minutes and tallying two assists with the Rapids.
- Registered first assist in a Rapids uniform at RSL (9/25).
- Made Rapids debut playing 61 minutes as a starter vs. New England (9/18).
- Appeared in 22 games, with 17 starts, playing 1,521 minutes, for Houston before being acquired by the Rapids in a trade on September 15.
- Playoffs: Started in all four playoff matches and recorded an assist vs. Columbus (10/28).

2009

- Contributed four assists while playing in 25 of 30 games.
- With the assist vs. Real Salt Lake (6/20), moved into second place in Dynamo history with 22 assists in all competitions.

2008

- Finished with three goals and five assists playing in all 30 games with 28 starts.
- Started 100th game with Dynamo in all competitions vs. Chivas USA (8/20), the second player to reach that milestone.
- SuperLiga: Scored first goal since June 21, 2007 in 4-0 win vs. Atlante (7/12).
- Set up Corey Ashe's clinching goal in 87th minute of 2-0 win vs. Pachuca (7/29) in semifinals.
- Champions League: Assisted on Craig Waibel's game-tying goal in the 50th minute at Pumas as the Dynamo recorded the first ever tie by an MLS team in Mexico.

2007

- Started 28 of the team's 30 games.

- Scored only goal of the MLS season in the sixth minute vs. Chivas USA (6/21).
- Champions' Cup: Made the cross that led to the Dynamo's first goal in the quarterfinal second leg vs. Puntarenas (2/21).
- Scored first goal in semifinal second leg at Pachuca (4/5).
- SuperLiga: Registered assist vs. Pachuca (8/14).

2006

- Started all 31 games he played and finished with two goals and four assists.
- Playoffs: Scored clinching third goal in Western Conference final vs. Colorado (11/5). Helped Dynamo rally for tie in MLS Cup final, serving a cross to Brian Ching for the tying goal immediately after New England had taken the lead.
- Open Cup: Played all 90 minutes and set up opening goal in 4-2 win vs. Carolina (8/2).

2005

- Scored three goals and registered six assists.
- Played in 25 games despite missing seven games with left ankle injury.
- Playoffs: Registered an assist vs. LA (10/30).
- Open Cup: Scored at Portland (8/3).
- Notched an assist vs. LA (8/24).

2004

- Started in 28 games and recorded three goals and eight assists.
- Scored unassisted goal and registered an assist vs. D.C. United (8/7) to be named MLS Player of the Week.
- Champions' Cup: Scored in 90th minute vs. Alajuelense (3/24).
- Open Cup: Registered an assist at Portland (7/14).

2003

- Scored career-high six goals and registered career-high nine assists.
- Named to MLS Team of the Week three times (4/19, 6/14, 6/21).
- Made San Jose debut at Colorado (4/12) and recorded an assist in the opening minute.
- Playoffs: Scored game-tying goal in 83rd minute vs. KC (11/15).
- Tied an MLS Cup record with two assists in 4-2 championship game win vs. Chicago (11/23).
- Champions' Cup: Played 90 minutes at CSD Municipal (3/16) in official Earthquakes debut.
- Played 90 minutes vs. CSD Municipal (3/26) in Spartan Stadium debut, assisting on both Quakes goals in the 19th and 35th minutes.

2002

- Played in 21 games for Los Angeles, starting 10 and logging 1,019 minutes.
- Finished the season with three goals and two assists.

2001

- Appeared in 10 games for Los Angeles, playing 809 minutes.
- Underwent surgery on his left knee to repair a torn meniscus on March 30.

- Made his MLS debut against Colorado (4/21).
- Earned his second MLS start at Colorado (4/28), registering his first MLS assist.
- Underwent successful surgery to repair a torn ligament in his right ankle on July 24.

NATIONAL TEAM

- Brian Mullan has earned four caps with the United States Men's National Team.

2007

- Entered as a substitute in 3-1 win vs. Ecuador (3/25) in Tampa, Fla.
- Also entered as a substitute in 0-0 tie vs. Guatemala (3/28) in Frisco, Texas.

2005

- Started and played 90 minutes in 3-0 win over Colombia (3/9) in friendly in Fullerton, Calif.

2004

- Made international debut as a substitute vs. Poland (7/11) in Chicago in a 1-1 tie.

COLLEGE

- Inducted into the Creighton Athletics Hall of Fame on April 14, 2008.
- During his four years, 1997-2000, he established himself as a standout forward.
- Second all-time at Creighton in games played with 88.
- Ranks fourth overall in individual career records with 36 goals and 32 assists. Recorded six goals and four assists in postseason action during his four seasons.
- Fifth on the single-season goals list.
- Was a four-time all-Missouri Valley Conference selection.
- Led Blue Jays to their first NCAA College Cup championship game in 2000, falling to UConn 2-0.

PERSONAL

- Has two children: Brady and Keagan, with wife Kersten, who is a former Creighton women's soccer player.
- Attended Regis Jesuit High School and was the 1996-97 Colorado Player of the Year.
- Led Regis to two state titles - 4A his junior year, 5A when he was a senior.
- Scored three goals and had an assist in a 5-4 victory over Horizon in the Colorado state 5A title game in 1996. His team was trailing 4-3 before he scored twice in the last 2 minutes, 46 seconds.
- Earned 1997 first-team all-state honors as a senior in high school.
- Earned 1996 High School All-America honors from Parade and Umbro.
- Although Mullan excelled in soccer, his first sport was hockey. He played in the Littleton Hockey Association and for Team Colorado before committing to soccer full time.
- A member of the Select 15 and Select 17 USA Hockey Teams.

REGULAR-SEASON GAME HIGHS

Goals 2, 5/9/01, LA at TB
Assists 2, 3 times, last: 4/2/06, HOU vs. COL
Shots on Goal 4, 2 times, last: 4/30/05, SJ at RSL

Shots 6, 2 times, last: 9/8/04, SJ vs. CLB
Fouls Committed 7, 4/2/05, SJ vs. NE
Fouls Suffered 7, 7/9/05, SJ at CLB

MLS STATISTICS

YEAR	TEAM	GP	GS	MIN	G	A	SHT	SOG	FC	FS	OFF	CK	C	E
2001	Los Angeles	10	9	809	2	2	21	11	16	13	17	0	0	0
2002	Los Angeles	21	10	1019	3	2	23	13	17	17	5	0	1	1
2003	San Jose	30	30	2723	6	9	38	19	57	54	15	0	6	0
2004	San Jose	28	28	2408	3	8	41	20	68	69	13	1	5	1
2005	San Jose	25	23	1996	3	6	22	11	42	79	3	0	4	0
2006	Houston	31	31	2744	2	4	27	10	60	50	11	0	5	1
2007	Houston	28	28	2407	1	3	19	6	33	55	11	1	4	0
2008	Houston	30	28	2343	3	5	18	8	34	41	12	0	2	0
2009	Houston	25	23	1988	0	4	22	8	38	40	5	2	2	0
2010	Houston	22	17	1521	3	3	22	10	19	28	12	0	3	0
2010	Colorado	7	5	430	0	2	7	3	10	1	1	0	0	0
	2010 Totals	29	22	1951	3	5	29	13	29	29	13	0	3	0
2011	Colorado	22	19	1665	1	1	14	4	36	31	1	1	4	1
	Totals	279	251	22053	27	49	274	123	430	478	106	5	36	4
POSTSEASON														
2001	Los Angeles	4	1	109	0	1	0	0	2	2	0	0	0	0
2002	Los Angeles	4	0	75	0	0	3	3	0	1	2	0	0	0
2003	San Jose	4	4	393	1	2	5	2	9	5	1	1	2	0
2004	San Jose	2	2	180	0	0	0	0	4	6	0	0	1	0
2005	San Jose	2	2	180	0	1	1	1	6	4	0	0	0	0
2006	Houston	4	4	376	1	3	3	1	3	7	0	0	0	0
2007	Houston	4	4	390	0	0	5	2	8	14	1	0	0	0
2008	Houston	2	2	161	0	0	1	0	1	4	1	0	2	0
2009	Houston	3	3	292	0	0	2	1	3	4	2	0	2	0
2010	Colorado	4	4	376	0	1	1	1	8	4	1	1	1	0
2011	Colorado	3	3	270	0	1	1	0	5	9	1	0	1	0
	Totals	36	29	2802	2	9	22	11	49	60	9	2	9	0



BRIAN MULLAN

JOSEPH NANE

21



POSITION: MIDFIELDER

HEIGHT: 6-2

WEIGHT: 185

DATE OF BIRTH: MARCH 12, 1987

PLACE OF BIRTH: MBALMAYO, CAMEROON

HOMETOWN: YAOUNDE, CAMEROON

CITIZENSHIP: CAMEROON

COLLEGE: OLD DOMINION

A native of Cameroon, Nane appeared in 18 overall competitions for Toronto his rookie season.

Provides a physical presence in the midfield.

Acquired

Acquired on November 30, 2010 in a trade with Toronto FC in exchange for Colorado's natural third round 2012 MLS SuperDraft pick.

MLS CAREER

2011

- Made his debut with the Rapids on April 8 at FC Dallas. Went on to make 10 total appearances (two starts) during the season.
- Started three of the four games he appeared in during the CONCACAF Champions League.
- Made seven starts in seven games played for the Rapids Reserves.
- Playoffs: Started one match and played 56 minutes at Sporting KC in the Eastern Conference Semifinals (11/2).

2010

- Appeared in 11 games, with eight starts, playing 614 minutes in his rookie campaign.
- Made his MLS debut playing 90 minutes at New England (4/10).
- Played in five of TFC's CONCACAF Champions League matches, starting three vs. Montagua (7/27) and (8/3) and vs. Cruz Azul (9/21), and coming on as a sub vs. Cruz Azul (8/17) and vs. Arabe Unido (8/24).
- Played the full second half in the Carlsburg Cup vs. Bolton Wanderers FC (7/21).

- Started in the Nutrilite Canadian Championship game vs. Vancouver (6/2) but left the game in the sixth minute due to a separated shoulder.
- Originally selected with the 53rd overall pick in the fourth round of the 2010 MLS SuperDraft by Toronto FC.

COLLEGE

- Finished his collegiate career at Old Dominion appearing in 81 games, 64 as a starter, and scored 10 goals and added eight assists.
- As a senior in 2009, named Second Team NSCAA All-American, First Team All-CAA and All-State and ODU Alumni Association Co-Male Athlete of the Year.
- Junior season in 2008, earned Second Team All-CAA honors.
- Started 23 of 24 matches and a sophomore and tied for second on team with three assists.
- Played in 21 games starting 15 as a freshman.

PERSONAL

- Full name is Nane Joseph Fils Eone.
- Parents are Nane Joseph and Yvonne Nane and has siblings: Elie Mahop, Laurenti Eone, Eric Kollo and Genevieve Nane.
- Majored in Accounting at Old Dominion.
- Played with the Hampton Roads Piranhas PDL team during the 2007 and 2008 seasons helping the club win the PDL Regular Season Championship and Mid Atlantic Division Championship in '07.
- Attended Catholic U of Cameroon before moving to the United States in 2006 to play soccer at Old Dominion University.

REGULAR-SEASON GAME HIGHS

Goals..... 0

Assists..... 0

Shots on Goal..... 1, 5/1/10, TOR at RSL

Shots..... 2, 2 times 8/21/10, TOR vs. NY

Fouls Committed..... 2, 2 times, last: 9/18/10, TOR at HOU

Fouls Suffered..... 3, 7/31/10, TOR at KC

MLS STATISTICS

YEAR	TEAM	GP	GS	MIN	G	A	SHT	SOG	FC	FS	OFF	CK	C	E
2010	Toronto FC	11	8	614	0	0	8	1	8	8	0	0	0	0
2011	Colorado	10	2	308	0	0	2	1	6	3	0	0	0	0
	Totals	21	10	922	0	0	10	2	14	11	0	0	0	0



SCOTT PALGUTA

29



POSITION: DEFENDER

HEIGHT: 6-2

WEIGHT: 190

DATE OF BIRTH: AUGUST 23, 1982

PLACE OF BIRTH: TOMS RIVER, NEW JERSEY

HOMETOWN: FORKED RIVER, NEW JERSEY

CITIZENSHIP: USA

COLLEGE: CORNELL

Began his professional career with USL-1 club, the Rochester Rhinos, before joining the Rapids.

A versatile defender, who started all but one game during his collegiate career and is one of only two players from the Ivy League to be drafted into the USL First Division.

Acquired

Signed with the Rapids on March 17, 2009.

MLS CAREER

2011

- Appeared in nine regular season matches, five starts.
- Scored two goals, both game winners, against Houston (5/4) and Vancouver (7/9).
- One of two players to start all six CONCACAF Champions League matches.
- Played and started all 10 Rapids Reserves matches, for a total of 885 minutes.
- Playoffs: Played in two matches, starting one.

2010

- Played in 16 games, with five starts, for 560 minutes.
- Started and played 90 minutes in U.S. Open Cup qualifier at KC (4/13).

2009

- Appeared in 23 games, 19 starts, playing in 1,749 minutes.
- Played 48 minutes in friendly vs. Club America (7/15).
- Earned his first career MLS start at Houston (4/19) playing all 90 minutes.

- Made his MLS regular season debut at Columbus (4/11).
- Played in all 120 minutes at LA (4/7) in U.S. Open Cup play-in match.

OTHER PROFESSIONAL EXPERIENCE

- Came to the Rapids from the Rochester Rhinos where he played from 2005-2008.
- Ended his career with the Rhinos appearing in 104 games with 97 starts for 8,610 minutes and scored four goals and added eight assists while in Rochester.
- Made his professional soccer debut on 4/30/05 at Vancouver.
- Was the Rhinos' second round selection (21st overall) in the 2005 USL-1 Collegiate Draft.
- Played his summer collegiate soccer for the Cape Cod Crusaders of the PDL from 2002-2004.
- Won back-to-back national championships in 2002 and 2003 and tallied the game-winning assist in the 2002 contest.

COLLEGE

- A four-year starter for the Big Red and appeared in 64 games, starting all but one and is one of only two players from the Ivy League to be drafted into the USL First Division.
- Finished his collegiate career with seven goals and three assists.
- Was an honorable mention All-Ivy selection as a freshman in 2002 and second team All-Ivy League after his senior year in 2004 in which he served as a tri-captain.

– As a junior, tied for the team lead in goals with three, two of which were game winners.

– His athletic achievements were recognized on October 3, 2008 when he was inducted into the Monsignor Donovan High School Hall of Fame.
 – Enjoys surfing, kayaking, people watching, and playing ping pong and basketball in his spare time.

PERSONAL

– Majored in hotel administration at Cornell.
 – Earned a school-record 11 varsity letters at Monsignor Donovan HS (four in soccer and track, three in basketball).

REGULAR-SEASON GAME HIGHS

Goals..... 1, 2 times, last: 7/9/11, COL vs. VAN
Assists..... 0
Shots on Goal..... 1, 2 times, last: 7/9/11, COL vs. VAN

Shots..... 1, 6 times, last: 7/9/11, COL vs. VAN
Fouls Committed..... 3, 6/6/09, COL at RSL
Fouls Suffered..... 2, 6/28/09, COL at SEA

MLS STATISTICS

YEAR	TEAM	GP	GS	MIN	G	A	SHT	SOG	FC	FS	OFF	CK	C	E
2009	Colorado	23	19	1749	0	0	1	0	11	5	0	0	3	0
2010	Colorado	16	5	560	0	0	2	0	2	2	0	0	2	0
2011	Colorado	9	5	550	2	0	3	2	5	1	0	0	1	0
Totals		48	29	2859	2	0	6	2	18	8	0	0	6	0
POSTSEASON														
2011	Colorado	2	1	121	0	0	1	0	1	0	0	0	0	0
Totals		2	1	121	0	0	1	0	1	0	0	0	0	0



SCOTT PALGUTA

MATT PICKENS

18



POSITION: GOALKEEPER

HEIGHT: 6-3

WEIGHT: 200

DATE OF BIRTH: APRIL 5, 1982

PLACE OF BIRTH: WASHINGTON, MISSOURI

HOMETOWN: WASHINGTON, MISSOURI

CITIZENSHIP: USA

COLLEGE: MISSOURI STATE UNIVERSITY

After three seasons with the Rapids, sits among the Top 5 all-time in club history in wins and shutouts.

Has won the MLS Cup with Colorado in 2010 and U.S Open Cup with Chicago in 2006.

Acquired

Traded to Colorado from Chicago on January 15, 2009 along with the 28th pick in the 2009 MLS SuperDraft for allocation money and the 20th pick in the 2009 MLS SuperDraft.

MLS CAREER

2011

- Played every minute of all 34 games of the 2011 season in goal, a career high, and earned a record of 12-9-13 and 77 saves.
- Recorded eight shutouts in the 2011 season. Pickens is second in all-time shutouts for the Rapids with 22, behind Joe Cannon with 25
- Playoffs: Started all three playoff games and notched his fifth career playoff shutout against Columbus Crew (10/27).

2010

- Started 29 games with a record of 11-8-10 with 88 saves and seven shutouts.
- Playoffs: Started all four playoff games and posted shutouts in first leg of Eastern Conference Semifinal vs. Columbus (10/28) and in Conference Final vs. San Jose (11/13).

2009

- Started 19 games in goal and had a record of 9-6-4 with 39 saves and a 1.16 goals against average.

- Made his Rapids debut starting in the season opener at Chivas USA (3/21).

2007

- Recorded career-highs in games played (27), games started (27), minutes (2,430), saves (102), GAA (1.15) and shutouts (10).
- Played in all but three of Chicago's games.

2006

- Started all eight league appearances, going 5-3-0 and collecting a 1.38 GAA during the last quarter of the Fire's regular season.
- Finished first in MLS with 82.5 save percentage and 3rd with a .625 winning percentage.
- Earned MLS Player of the Month honor in September after going 4-2-0 with a 0.83 GAA and 89.5 save percentage.
- Earned his first career MLS shutout vs. D.C. United (9/17).
- Started all four Fire games in USOC play, recording a 4-0-0 record and 0.50 GAA (2 GA) in helping the Fire to the title.

2005

- Finished the season with a 2-2-1 record and 1.20 GAA in five appearances, three starts.
- Earned first career MLS win on 4/16 vs. San Jose (4/16) in his first career MLS start.

2004

- Selected by the Fire in the second round of the 2004 MLS SuperDraft (19th overall), making him the first former member of the Chicago Fire Premier (formerly Fire Reserves) PDL club to be drafted by the Fire senior team.
- Did not see any game action with the Fire during the season.

- Sent on loan to the A-League's Virginia Beach Mariners, where he allowed only 0.93 goals against in three starts despite registering a 0-2-1 record.

NATIONAL TEAM

2011

- Participated in his fourth straight January training camp.

2010

- Called in for January camp in Carson, California.

2009

- Participated in second consecutive January training camp.

2008

- Invited by U.S. MNT Head Coach Bob Bradley to participate in his first National Team training camp during January.
- Participated in training camp with the National team in November 2008 at Dick's Sporting Goods Park.

OTHER PROFESSIONAL HIGHLIGHTS

- During the 2009 off-season, trained with French club Rennes.
- Spent first part off 2008 with Queens Park Rangers of the English Championship (Second Division) and was released from his contract after the season.
- Spent two seasons with the Chicago Fire Premier (formerly the Chicago Fire Reserves) of the USL Premier Development League.
- Had a remarkable performance during his second year with the Fire Premier in 2003, registering 13

wins and six shutouts in only 16 games played (1,503 minutes), helping the team to the PDL Central Conference Championship.

- Named to the 2003 All-PDL Team and helped the Fire Premier to the PDL Championship game in 2003
- Was named the 2002 PDL Goalkeeper of the Year.

COLLEGE

- Finished his collegiate career at Missouri State (then Southwest Missouri State) second on the all-time chart in goals against average (1.25) and fifth in saves (191).
- Earned First-team All-Midwest Region, First-team All-MVC, All-MVC Tournament team, First-team All-MVC Academic and First-team NSCAA All-America Scholar Athlete honors.
- During his first year at SWMS, earned Second-team All-MVC and All-Midwest Region honors, as well as a spot on the Valley's All-Newcomer team.
- In 2000, posted 12 shutouts and a 0.59 goals against average over 22 games for St. Louis Community College at Meramec.

PERSONAL

- Played high school soccer at St. Francis Borgia High School in Washington, MO and co-captained the Knights to a runner-up finish in the district playoffs his senior season.
- Off the field interests include reading, fishing, camping, listening to music and exploring new places.
- Celebrated the birth of his first child, daughter Kamelia Ayanna Pickens, on December 29, 2011 with wife Loubna.

REGULAR-SEASON GAME HIGHS

Goals Allowed 4, 4 times, last: 7/16/11, COL at SEA | **Saves** 10, 9/23/06, CHI vs. LA

MLS STATISTICS

Year	Team	GP	GS	MIN	SHT	SVS	GA	GAA	C	E	W	L	T	SO	
2004	Chicago	0	0	0	0	0	0	0.00	0	0	0	0	0	0	
2005	Chicago	5	3	300	15	10	4	1.20	0	0	2	2	1	0	
2006	Chicago	8	8	720	57	47	11	1.38	0	0	5	3	0	1	
2007	Chicago	27	27	2430	137	102	31	1.15	0	0	9	8	10	10	
2009	Colorado	19	19	1710	63	39	22	1.16	1	0	9	6	4	7	
2010	Colorado	29	29	2610	120	88	32	1.10	1	0	11	8	10	7	
2011	Colorado	34	34	3060	117	77	41	1.21	2	0	12	9	13	8	
	Totals	122	120	10830	509	363	141	1.17	4	0	48	36	38	33	
POSTSEASON															
2005	Chicago	0	0	0	0	0	0	0.00	0	0	0	0	0	0	
2006	Chicago	2	2	210	18	16	2	0.86	0	0	1	1	0	1	
2007	Chicago	3	3	270	14	10	3	1.00	0	0	1	1	1	1	
2010	Colorado	4	4	420	17	12	3	0.64	1	0	3	1	0	2	
2011	Colorado	3	3	270	15	11	4	1.33	0	0	1	2	0	1	
	Totals	12	12	1170	64	49	14	0.92	1	0	6	5	1	1	

MARTÍN RIVERO

10



POSITION: MIDFIELDER

HEIGHT: 5-9

WEIGHT: 160

DATE OF BIRTH: NOVEMBER 13, 1989

PLACE OF BIRTH: ROLDÁN, SANTA FE, ARGENTINA

HOMETOWN: ROLDÁN, SANTA FE, ARGENTINA

CITIZENSHIP: ARGENTINA

LAST TEAM: ROSARIO CENTRAL (ARGENTINA)

A young and creative player with a great deal of potential.

Scored five goals in 53 total games for his previous club Rosario Central.

Acquired

Signed on loan as an International Player on February 16, 2012.

OTHER PROFESSIONAL HIGHLIGHTS

- Made his Argentinian first division debut with Rosario Central in 2008 at the age of 18, having come up through the youth ranks at the club.
- Played sparingly with Rosario Central until the 2010-11 season, when he made 30 appearances (16 starts) and scored four goals with the club in the Argentine second division.
- Established himself as a starter throughout the first half of the 2011-12 season before joining the Rapids.



JAMIE SMITH

20



POSITION: MIDFIELDER

HEIGHT: 5-8

WEIGHT: 168

DATE OF BIRTH: NOVEMBER 20, 1980

PLACE OF BIRTH: ALEXANDRIA, SCOTLAND

HOMETOWN: GLASGOW, SCOTLAND

CITIZENSHIP: SCOTLAND

COLLEGE: NONE

Joined the Rapids following an extensive professional career in Europe.

Smith's career began in Scotland with Celtic FC, followed by stints with Dutch side ADO Den Haag and most recently Scottish Premier League club Aberdeen FC.

A midfielder who can provide good service from the wings or play more centrally, he has earned two Scotland National Team caps.

Acquired

Signed by the Rapids on July 28, 2009.

MLS CAREER

2011

- Played in 20 matches (starting 18) for 1519 total minutes, scoring three goals (the most in his MLS career) and adding four assists.
- Scored his first goal of the campaign in the season opener against Portland Timbers (3/19). Notched a goal in the 4-1 victory over D.C. United (4/3) and a 2-1 defeat of the Houston Dynamo (5/4).
- Played 27 minutes in one match during CONCACAF Champions League.
- Suffered from a recurring calf injury throughout the season.
- Playoffs: Played and started the Wild Card match against Columbus Crew before tearing his ACL (10/27).

2010

- Appeared in 22 games, with 16 starts, playing 1,357 minutes and scored one goal and added a team-high eight assists.

- Recorded second two-assist game of the season at FCD (10/9).
- Notched first multi-assist game of his career with two vs. NE (9/18).
- Scored his first career MLS goal vs. Houston (8/28).
- Registered an assist in second consecutive game on game tying goal in 91st minute at Chicago (6/9).
- Returned to action for the first time in seven weeks following a right hamstring injury and tallied the game winning assist vs. Columbus (6/5) in 16 minutes of action.
- Started and played 66 minutes in U.S. Open Cup qualifier at KC (4/13) and recorded an assist.
- Playoffs: Started in two games in which he appeared. Crossed in ball that set-up Conor Casey's game-tying score in MLS Cup vs. FCD (11/21).

2009

- Appeared in four games, three starts for 216 minutes and had one assist.
- Suffered a left knee injury on August 30 and missed the remainder of the season.
- Recorded first career MLS assist at Chicago (8/23).
- Made MLS and Rapids debut vs. Columbus (8/1) playing 19 minutes.

NATIONAL TEAM

- Has earned two caps on the Scotland National Team.
- Made his first appearance vs. Ireland on February 12, 2003.

OTHER PROFESSIONAL HIGHLIGHTS

- Began his career with Glasgow club Celtic at the age of 18 as a product of the club's prestigious youth

- academy. Played in 42 matches from 1997 to 2004 and scored two goals.
- Was loaned to Livingston in 2000 where he played in six matches and scored one goal before returning to Celtic.
 - Played for ADO Den Haag from 2004-2005, scoring one goal in 30 games played.
 - Signed with Scottish Premier League side Aberdeen FC in the summer of 2005 and scored his first goal for the club against rival Rangers, beating them for the first time since April 1998. Smith appeared in 81 games and scored 12 goals for the club from 2005-09.

- In December 2007, Smith played a key role in Aberdeen's victory over Danish team FC Copenhagen in the UEFA Cup, scoring two goals in the 4-0 victory that saw Aberdeen through to the last 32 of the competition.

PERSONAL

- Jamie and his wife, Laura, have three children.
- Enjoys spending time with family, reading, cooking and listening to music.
- Favorite group is Pearl Jam and hopes that playing in the U.S. will offer him the opportunity to see them play live.

REGULAR-SEASON GAME HIGHS

Goals	1, 4 times, Last: 5/4/11, COL at HOU	Shots	4, 10/9/10, COL at DAL
Assists	2, 2 times, last: 10/9/10, COL at DAL	Fouls Committed	3, 4 times, last: 10/1/11, COL vs. DAL
Shots on Goal	2, 6 times, last: 10/14/11, COL vs. RSL	Fouls Suffered	3, 2 times, last: 3/26/11, COL at CHV

MLS STATISTICS

YEAR	TEAM	GP	GS	MIN	G	A	SHT	SOG	FC	FS	OFF	CK	C	E	
2009	Colorado	4	3	216	0	1	4	1	2	1	0	5	0	0	
2010	Colorado	22	16	1357	1	8	23	10	19	15	0	54	3	0	
2011	Colorado	20	18	1519	3	4	31	16	12	21	0	51	0	0	
	Totals	46	37	3092	4	13	58	27	33	37	0	110	3	0	
POSTSEASON															
2010	Colorado	2	2	210	0	0	3	1	2	5	0	6	1	0	
2011	Colorado	1	1	74	0	0	2	1	1	0	0	0	0	0	
	Totals	3	3	287	0	0	5	2	3	5	0	6	1	0	



WELLS THOMPSON

15



POSITION: MIDFIELDER

HEIGHT: 5-10

WEIGHT: 162

DATE OF BIRTH: NOVEMBER 25, 1983

PLACE OF BIRTH: WINSTON-SALEM, NORTH CAROLINA

HOMETOWN: WINSTON-SALEM, NORTH CAROLINA

CITIZENSHIP: USA

COLLEGE: WAKE FOREST

Wide midfielder who's equally strong with both feet and excels when running at defenders.

Originally drafted by New England in the first round, fifth overall, of the 2007 MLS SuperDraft.

Thompson's game-winning goal in the final of the 2007 Lamar Hunt U.S. Open Cup gave the Revs their first cup championship in club history.

Named the Rapids' 2011 Humanitarian of the Year.

Acquired

Acquired in a trade on January 22, 2010, along with Jeff Larentowicz from New England in exchange for Preston Burpo, Cory Gibbs, allocation money and Colorado's natural third round 2011 MLS SuperDraft pick.

MLS CAREER

2011

- Was honored at the end of the 2011 season as the Rapids Humanitarian of the Year for his continued involvement in local organizations and causes.
- Played in a career-high 31 matches, starting 22, and contributed a career-high three goals and three assists.
- Scored in the first minute of the match at Seattle Sounders FC (7/16), the fastest Rapids goal of the 2011 season.
- Scored the game winning goal against New York Red Bulls on 7/20 and at Vancouver Whitecaps FC in the final match of the regular season (10/22).
- Was one of only two Rapids players to play and start all six CONCACAF Champions League matches, playing 505 total minutes.

- Playoffs: Played in all three 2011 playoff matches.

2010

- Appeared in 27 games, with 13 starts, playing 1,287 minutes, and scored two goals.
- Registered a goal in back-to-back home matches with his second of the season vs. Philadelphia (9/29).
- Scored first regular season goal with Rapids vs. NE (9/18).
- Started and played 90 minutes in U.S. Open Cup qualifier at KC (4/13) and scored two goals in 2-1 victory over Wizards.
- Made his Rapids debut in the season opener at Chivas USA (3/26).

2009

- Appeared in 25 regular season games, starting 17 and recording one goal and two assists.
- Tied for second among all MLS players with nine cautions and served three separate one-game suspensions during the season.
- Started at left back against LA (7/4) marking his first-ever start as a defender in an MLS match.
- Scored the game-winning goal against San Jose (8/29), earning MLS Goal of the Week honors for Week 24.

2008

- Made 19 regular season appearances, including eight starts, and recorded one assist in regular season action.
- Recorded his first-career regular season assist against Chivas USA (9/11).

2007

- Originally selected by the Revolution in the first round (fifth overall) of the 2007 MLS Super Draft.

- Made 27 appearances, including 11 starts, and then started all four postseason games.
- Made his MLS debut on opening day, starting on the left wing at Chicago (4/7).
- Scored his first professional goal against Chicago (5/6).

COLLEGE

- Finished his four-year career with 16 goals, including 14 in his junior and senior seasons combined.
- Had 10 career assists as he helped Wake Forest advance to the 2006 NCAA College Cup for the first time in school history.
- Led Wake Forest in goals with seven, including five game-winning strikes, in 2006.
- Earned ACC All-Tournament honors as a senior and was also an ACC All-Freshman selection in 2003.
- Seven of his 16 career goals were game-winning strikes, including five as a senior.

PERSONAL

- Married fiancée and high school sweetheart Daphne on December 4, 2011.
- Son of Mark and Kathryn Thompson and has an older brother, John Mark, and a younger sister, Mary Kathryn.
- Was a political science major at Wake Forest.
- Was at the time the highest-drafted soccer player out of Wake Forest in program history, and now is the sixth-highest drafted student-athlete in Demon Deacon Athletics history behind basketball's Tim Duncan (No. 1 in the 1997 NBA draft) and Chris Paul (No. 4 in the 2005 NBA draft), baseball's Kyle Sleeth (No. 3 in the 2003 MLB draft), soccer's Sam Cronin (No. 2 in the 2009 MLS SuperDraft) and soccer's Ike Opara (No. 3 in the 2010 MLS SuperDraft).
- Enjoys hunting and fishing in his spare time and listens to country music.
- Has traveled to Eastern Africa during several MLS off-seasons to participate in faith-based missions in small villages.

REGULAR-SEASON GAME HIGHS

Goals..... 1, 7 times, last: 10/22/11, COL at VAN
Assists..... 1, 6 times, last: 8/13/11, COL at SJ
Shots on Goal..... 3, 8/29/09, NE vs. SJ

Shots..... 4, 8/29/09, NE vs. SJ
Fouls Committed..... 5, 5/7/11, COL at NE
Fouls Suffered..... 6, 5/11/08, NE at CHV

MLS STATISTICS

YEAR	TEAM	GP	GS	MIN	G	A	SHT	SOG	FC	FS	OFF	CK	C	E
2007	New England	27	11	1217	1	0	16	7	26	36	2	0	6	0
2008	New England	19	8	786	0	1	9	1	17	20	1	5	3	0
2009	New England	25	17	1652	1	2	14	5	28	36	2	5	9	1
2010	Colorado	27	13	1287	2	0	16	8	20	23	4	2	5	0
2011	Colorado	31	22	1935	3	3	22	9	31	39	2	13	4	0
	Totals	129	71	6877	7	6	77	30	122	154	11	25	27	1
POSTSEASON														
2007	New England	4	4	345	0	1	2	1	5	8	0	0	1	0
2008	New England	2	0	13	0	0	0	0	0	0	0	0	0	0
2009	New England	2	0	19	0	0	0	0	0	0	0	0	0	0
2010	Colorado	3	2	195	0	0	2	0	1	2	0	10	0	0
2011	Colorado	3	2	202	0	0	1	0	2	3	0	0	0	0
	Totals	14	8	774	0	1	5	1	8	13	0	10	1	0

ANTHONY WALLACE

6



POSITION: DEFENDER

HEIGHT: 5-11

WEIGHT: 160

DATE OF BIRTH: JANUARY 26, 1989

PLACE OF BIRTH: BROOKLYN, NEW YORK

HOMETOWN: ST. PETERSBURG, FLORIDA

CITIZENSHIP: USA

COLLEGE: SOUTH FLORIDA

Earned first U.S. National Team cap on January 22, 2011 vs. Chile.

Has been a member of the United States U-17 and U-18 teams and was a member of the U.S. U-20 squad that participated in the 2007 FIFA U-20 World Cup in Canada.

Acquired

Acquired in a trade with FC Dallas on July 30, 2009 in exchange for Colorado's natural 4th round 2011 SuperDraft pick and a conditional 2012 SuperDraft selection.

MLS CAREER

2011

- Played a career-high 10 matches in the 2011 season, starting eight.
- Assisted Jaime Smith's goal against D.C. United in a 4-1 victory (4/3).
- Missed a number of games during the season due to injury. Was sidelined on August 5 after a knee injury and did not make an appearance for the remainder of the season.
- Started and played one match for the Rapids Reserves.

2010

- Had a breakout season posting then career-highs in games played (9), starts (7) and minutes (571).
- Made his Rapids debut starting vs. Chivas USA (9/4).
- Recorded his first career assist in the season finale vs. RSL (10/23).

- Appeared in two games, playing 16 minutes, for FC Dallas before being acquired by the Rapids in a trade on July 30, 2010.

- Playoffs: Started all four playoff games.

2009

- Made six regular season starts and seven regular season appearances, playing 498 minutes.
- Added to the Disabled List on Sept. 15 for a season-ending left knee injury.

2008

- Appeared in five games with four starts playing 259 minutes.
- Made 10 Reserve Division appearances, tallying one goal.

2007

- Originally drafted by FC Dallas in the 1st round, 9th overall pick, in the 2007 SuperDraft as a Generation adidas player.
- As a rookie, was on the 18-man day of game roster 11 times.
- Made his professional debut when he started his first career MLS match as a central midfielder at NE (9/15), which was his only appearance of the season.
- Started and played in 10 of the team's 12 Reserve games.

NATIONAL TEAM

- Anthony Wallace has one cap with the U.S. Men's National Team.

2011

- Earned his first cap with the National Team vs. Chile (1/22) at The Home Depot Center playing 17 minutes.

– Garnered his first January camp invite and participate in the camp at The Home Depot Center from January 4-22.

2009

- Named to the U.S. U-20 roster for the 2009 CONCACAF Under-20 Championship in Trinidad & Tobago from March 6/16.
- Named to the U.S. U-20 roster for the 2009 Under-20 World Cup in Egypt but had to miss the tournament due to a left knee injury.

2008

- Participated in a January camp with the U-23's in Florida.

2007

- Missed four games with FC Dallas while with the U.S. U-20 team at the FIFA U-20 World Cup in Canada, where he started four of the team's five games.
- Took part in a camp with the U-20's in Argentina in November.

2004-2006

- A member of the United States Under-20 National Team, Wallace has also played with the U.S. U-17 and U-18 National Teams.
- Joined U.S. Soccer's Residency Program in August 2004.

OTHER PROFESSIONAL HIGHLIGHTS

- For a second consecutive year in 2009, Wallace was a selected member of the Generation adidas Class that traveled this time to South Africa in December to showcase their abilities in an 11-day trip that saw

the team play in three friendlies against Premier Soccer League reserves, attend the World Cup 2010 official draw in Cape Town, and tour Nelson Mandela's House in Soweto, Soccer City Stadium and the Apartheid Museum.

- In December 2008, Wallace participated in the annual Generation adidas overseas tour that included three matches against English Premier League reserve teams and training at the Chelsea Academy.

COLLEGE

- Started all 19 of USF's games at defensive midfielder as a freshman in 2006 and registered one assist in his lone season with the Bulls.

PERSONAL

- Parents are Anthony and Audrey, who were both born in Jamaica and has one older sister, Amanda.
- Goes by the nickname "Wally".
- Born in Brooklyn, NY but moved with his family to St. Petersburg, Florida when he was two years old.
- Started playing organized soccer at four years old.
- Tried out for ODP Program at age 14, where he was identified for the U.S. Youth camps.
- Attended Lakewood High School in St. Petersburg, FL for his freshman year before moving to Edison Academic Center at the U.S. Residency in Bradenton, Florida for his final three years.
- Attended Tampa Bay Mutiny games and was a fan of forward Roy Lassiter.
- Trained with Everton FC when they visited Pizza Hut Park in 2006 and was offered a contract by the EPL club however at the time decided to continue his plans to attend college.

REGULAR-SEASON GAME HIGHS

Goals 0	Shots 2, 2 times, last: 6/4/11, COL vs. PHI
Assists 1, 2 times, last: 4/3/11, COL vs. DC	Fouls Committed 2, 4 times, last: 4/30/11, COL vs. CHI
Shots on Goal 1, 2 times, last: 9/29/10, COL vs. PHI	Fouls Suffered 2, 2 times, last: 6/4/11, COL vs. PHI

MLS STATISTICS

YEAR	TEAM	GP	GS	MIN	G	A	SHT	SOG	FC	FS	OFF	CK	C	E
2007	Dallas	1	1	69	0	0	0	0	2	0	0	0	0	0
2008	Dallas	5	4	259	0	0	0	0	2	2	0	0	0	0
2009	Dallas	7	6	498	0	0	4	1	2	1	1	0	0	0
2010	Dallas	2	0	16	0	0	0	0	1	0	0	0	0	0
2010	Colorado	7	7	555	0	1	2	1	5	3	0	0	3	0
	2010 Totals	9	7	571	0	1	2	1	6	3	0	0	3	0
2011	Colorado	10	8	719	0	1	4	0	7	5	0	0	3	0
	Totals	32	26	2116	0	2	10	2	19	11	1	0	6	0
POSTSEASON														
2007	Dallas	0	0	0	0	0	0	0	0	0	0	0	0	0
2010	Colorado	4	4	333	0	0	1	0	4	2	0	0	1	0
	Totals	4	4	333	0	0	1	0	4	2	0	0	1	0

MARVELL WYNNE

22



POSITION: DEFENDER

HEIGHT: 5-9

WEIGHT: 180

DATE OF BIRTH: MAY 8, 1986

PLACE OF BIRTH: PITTSBURGH, PENNSYLVANIA

HOMETOWN: POWAY, CALIFORNIA

CITIZENSHIP: USA

COLLEGE: UCLA

Known as one of the fastest players in MLS, has made a transition since coming to the Rapids from a wide defender to a central back.

Former first overall selection in the 2006 MLS SuperDraft by New York.

Has four caps with the U.S. Men's National Team and was a member of the Men's Olympic Team that competed in Beijing in 2008.

Acquired

Acquired on March 25, 2010 from Toronto FC in exchange for midfielder Nick LaBrocca and Colorado's third round 2011 MLS SuperDraft pick.

MLS CAREER

2011

- Started a career-high 28 of 29 matches played and added two assists in the 2011 season.
- Assisted one of Sanna Nyassi's three goals in a 4-1 victory over New York Red Bulls (7/20).
- Playoffs: Played and started all three matches.

2010

- Started all 27 games in which he appeared, playing 2,383 minutes.
- Until having to leave in the 43rd minute with a R hamstring strain vs. Houston (8/28), had played in all 1,843 minutes on the season.
- Started and played 90 minutes in second U.S. Open Cup qualifier at NY (5/26).
- Played five minutes in U.S. Open Cup qualifier at KC (4/13).

- Made his Rapids debut a little over 24 hours after being acquired and started at center back in the season opener at Chivas USA (3/26) having never played the position before.
- Playoffs: Started all four games and played every minute.

2009

- Started 21 of 21 games he appeared in compiling 1,890 minutes and recorded a career-high five assists.
- Registered assists vs. KC (4/26), vs. Houston (7/18), at Columbus (7/25), vs. Colorado (9/12) and at Chicago (9/26).

2008

- Started all 24 games he appeared in logging over 2,115 minutes.
- Made history with his first MLS goal at BMO Field, striking a shot from just outside the penalty area beating Pat Onstad to salvage a 1-1 with the Houston Dynamo (9/27).
- Was named the team's Top Defender of 2008.

2007

- Played 23 total games, 22 of them as a starter, logging 1,963 minutes.
- Made his debut for TFC at Kansas City (4/25).
- Appeared in one game for NY before being acquired by Toronto via a trade in exchange for partial allocation and a 2nd round MLS SuperDraft pick in 2008.

2006

- Wynne had an impressive rookie campaign with New York, seeing action in 28 games with 23 starts and recorded three assists on the year, two of which were game-winners.
- Earned first career point against Kansas City (7/22).

- Was named the Red Bulls "2006 Young Player of the Year" for his efforts.
- Was selected first overall in the 2006 MLS SuperDraft by New York, after NY traded the #5 overall pick and defender Jason Hernandez to Chivas USA for the #1 slot.

NATIONAL TEAM

- Has four caps with the U.S. Men's National Team.

2011

- Was a halftime substitution and played full second half in friendly against Chile (1/22).

2009

- A member of the 2009 FIFA Confederations Cup squad which made it all the way to the final in South Africa and made his first career World Cup qualifying appearance against Costa Rica (6/3) at Estadio Saprissa.
- Earned his second cap by going 90 minutes in a 3-2 friendly victory against Sweden in January.
- Attended U.S. MNT training camp in January 2009.

2008

- Made game day rosters against Trinidad & Tobago (10/15/08) and Cuba (9/6/08).
- Played all three games in the Beijing Olympics in 2008 with the U-23s, playing every minute against Japan, the Netherlands and Nigeria. Also started and played the full 90 against Canada in the semifinal that clinched the USA's berth to the Olympic Games.
- Called into two training camps in with the U-23s leading up to Olympic Qualifying.

2007

- Earned first cap with USMNT against Argentina (6/28) as part of 2007 Copa America roster.
- Started two games against China in December with the U-23s.

2005

- Started three of four games during 2005 FIFA World Youth Championship in Holland.

- Assisted on Chad Barrett's game-winning goal against Argentina in opening game, helping the U-20 squad earn a 1-0 upset win.

2004

- Came into camp for the first time with the youth national team with the U-20s in Nov. 2004 in Sunrise, Fla.
- Started against Honduras on Nov. 19, in the 2-0 win.
- Also started the Dec. 20 game against Canada, helping the U.S. to a 1-0 victory.

COLLEGE

- In two seasons at UCLA, played in 36 games with 33 starts and recorded one goal and five assists.
- Entered 2006 MLS Draft signing a Generation adidas contract foregoing his final two years of eligibility.
- The only underclassman selected to the NSCAA All-America first team in 2005.
- Scored his first and only collegiate goal on Sept. 30, the game-winner against No. 3 Cal.

PERSONAL

- Is named after his Father, a former Major League Baseball player, so his full name is Marvell Wynne II, Mom's name is April.
- A follower of "Raider Nation", claiming it's his Dad's fault as to why he likes the Oakland Raiders.
- Three-year letterman at Poway HS, where he totaled 13 goals and 13 assists in his career, as well as 388 clears and nine saves.
- Poway HS retired his #3 jersey.
- Lettered in track and field and broke school records in the 200m dash (21.87) and 400m dash (48.10).
- Played club soccer with Hotspurs USA, which won the Cal-South State Championship.
- Traveled to Germany and Holland with the ODP team in 2001 and was awarded the Coach's Award.
- Physiological Science major at UCLA.

REGULAR-SEASON GAME HIGHS

Goals..... 1, 2 times, last: 10/11/08, TOR at DAL
Assists..... 1, 15 times, last: 7/20/11, COL vs. NY
Shots on Goal..... 1, 18 times, last: 5/29/10, COL vs. SEA

Shots..... 2, 7 times, last: 8/21/2010, COL at CLB
Fouls Committed..... 4, 4/7/07, NY at CLB
Fouls Suffered..... 3, 3 times, last: 4/10/10, COL at KC

MLS STATISTICS

YEAR	TEAM	GP	GS	MIN	G	A	SHT	SOG	FC	FS	OFF	CK	C	E
2006	New York	28	23	2170	0	3	10	5	19	18	0	0	4	1
2007	New York	1	1	90	0	0	0	0	4	2	0	0	0	0
2007	Toronto FC	22	21	1873	0	3	9	5	18	21	3	0	2	0
	2007 Season	23	22	1963	0	3	9	5	22	23	3	0	2	0
2008	Toronto FC	24	24	2115	2	2	9	5	17	14	3	0	1	0
2009	Toronto FC	21	21	1890	0	5	6	2	14	16	1	0	1	0
2010	Colorado	27	27	2383	0	0	5	1	17	16	0	1	3	0
2011	Colorado	29	28	2530	0	2	0	0	16	14	0	1	2	0
	Totals	152	145	13051	2	15	39	18	105	101	7	2	13	1
POSTSEASON														
2006	New York	2	2	179	0	0	1	0	2	3	0	0	0	0
2010	Colorado	4	4	420	0	0	0	0	2	1	0	0	0	0
2011	Colorado	3	3	270	0	0	1	0	4	4	0	0	0	0
	Totals	9	9	869	0	0	2	0	8	8	0	0	0	0

KOHEI YAMADA



POSITION: MIDFIELDER

HEIGHT: 5-7

WEIGHT: 135

DATE OF BIRTH: JANUARY 8, 1989

PLACE OF BIRTH: HYOGO, JAPAN

HOMETOWN: HYOGO, JAPAN

CITIZENSHIP: JAPAN

LAST TEAM: THESPA KUSATSU (JAPAN)

A young midfielder from the Japanese second division, played 34 matches over two seasons for his previous club Thespa Kusatsu.

Acquired

Selected by the Colorado Rapids with the 14th pick of the third round of the 2012 MLS Supplemental Draft on January 17, 2012.

OTHER PROFESSIONAL HIGHLIGHTS

- Made his professional debut in 2010 with Thespa Kusatsu of the Japanese second division (J. League Division 2).
- Played 34 matches over two seasons with the club.



KOHEI YAMADA

LUIS ZAPATA



POSITION: DEFENDER

HEIGHT: 5-10

WEIGHT: 160

DATE OF BIRTH: APRIL 24, 1980

PLACE OF BIRTH: CALI, COLOMBIA

HOMETOWN: CALI, COLOMBIA

CITIZENSHIP: COLOMBIA

LAST TEAM: DEPORTIVO PASTO

A speedy and skilled left back.

Helped his last team, Deportivo Pasto, to its first Primera B title and a promotion to the Colombian first division.

Acquired

Signed by the Rapids as an International Player on February 24, 2012

OTHER PROFESSIONAL HIGHLIGHTS

- Began his career with Millonarios of Colombia's top division, and played in 162 matches for the club from 2001 to 2008, scoring four goals.
- In 2004, was loaned to Deportivo Cali where he played in 21 games.

- In 2009, he signed with Deportivo Pereira and half-way through the season left to join América de Cali.
- Zapata spent 2010-11 season with Caracas F.C. of the Venezuelan Primera División where he played in 11 matches.
- After one season with Caracas, he joined Club Jorge Wilstermann of Bolivia for the clubs Copa Libertadores campaign, in which Zapata appeared in two matches during the tournament.
- Zapata left Bolivia to join Deportivo Pasto in his native Colombia and helped the squad to its first Primera B title and was promoted to the Ligo Probstobón, Colombia's first division.
- Nickname is "El Morumbi" after the name of the stadium where he scored at São Paulo FC for Millonarios in the Copa Sudamericana 2007 in a historic victory.

2012 COLORADO RAPIDS 1996-2011



2011 RAPIDS SEASON SUMMARY

On the heels of the team's triumph in MLS Cup 2010, the Rapids faced their busiest schedule ever in 2011, as the club looked to defend its championship and make an impact in the CONCACAF Champions League.

Colorado started the campaign in fine form. As the team ran off three consecutive wins to begin the MLS season, Omar Cummings continued the strike rate that helped him to the club's 2010 Golden Boot, scoring twice and giving him 11 goals in his last 11 games played, dating back to the previous season.

However, three losses followed, and the team began having to deal with a string of injuries in what would become a recurring theme for the season. Most of the team's usual starters, and all four of the Rapids' top forwards, were sidelined in the first half of the season, and Colorado also felt the absence of another veteran when midfielder Brian Mullan was suspended for 10 games for a foul on Seattle's Steve Zakuani on April 22.

The Rapids had a reminder of their 2010 success with a trip to the White House to be honored by President Barack Obama on June 27, and following the Washington, D.C. trip, the team went on a 6-1-3 (W-L-T) tear in its next 10 games in all competitions. The biggest setback in that span, however, was the loss of Rapids all-time leading scorer Conor Casey, who tore his Achilles tendon at Seattle on July 16 and missed the remainder of the season.

The summer brought the Rapids their first game in the CONCACAF Champions League, opening the tournament against Isidro Metapán of El Salvador on August 17 in a 3-2 win. The game was the first start for MLS Cup hero Macoumba Kandji since his ACL injury suffered on the goal that won the championship, and the forward scored twice. The team played six Champions League games,



After winning MLS Cup in 2010, the Rapids took on a challenge almost as great in the 2011 season: defending the Cup.

earning a record of 2-3-1 and falling just short of qualification for the Quarterfinals of the tournament.

As the season wound down, the Rapids continued their strong play, ultimately qualifying for the MLS Cup Playoffs and earning a Wild Card home game against Columbus. While Colorado won 1-0 thanks to a Cummings goal, midfielder Jamie Smith suffered an ACL tear, putting him out up to nine months. In the next game, the first in a home-and-home series against Sporting Kansas City, the Rapids had three starters injured in the first half.

Ultimately, down so many regulars, the team bowed out of the Playoffs by a 4-0 aggregate score.

The team enjoyed many highlights throughout the season, including the return of Tyrone Marshall, who was originally drafted by the Rapids in the first round of the 1998 MLS College Draft. The defender played one match with the team in 1998 before a trade to Miami; he wore a Colorado uniform again on April 8, 2011, setting an MLS record by going 12 years and 272 days in between appearances for the same club. He later became the 13th player to play 300 career MLS regular season matches, and a little over a month later, captain Pablo Mastroeni hit the same mark in what was also his 200th game with the Rapids.

Defender Drew Moor also set an MLS record, ultimately playing 69 consecutive complete matches without missing any games to suspension, injury, or a coach's decision, before yellow card accumulation caused him to miss a September 9 game at the LA Galaxy. The Rapids finished with a 12-9-13 record in the league, but the veteran-led team headed into the offseason looking to a healthier 2012, with another MLS Cup run as the goal.

2011 RAPIDS INDIVIDUAL STATISTICS

2011 COLORADO RAPIDS STATISTICS (12-9-13, 49 pts.) THROUGH GAMES OF OCTOBER 22, 2011

#	POS	PLAYER	GP	GS	MIN	G	A	SHT	SOG	FC	FS	OFF	CK	C	E
4	MID	Jeff Larentowicz	34	34	3051	7	1	37	18	45	37	0	1	5	0
21	FWD	Caleb Folan	26	16	1521	6	2	40	16	27	25	17	0	5	1
9	FWD	Conor Casey	14	11	809	6	1	18	10	25	14	12	0	4	1
23	MID	Sanna Nyassi	26	17	1586	5	5	61	24	24	33	11	74	4	0
3	DEF	Drew Moor	32	32	2880	4	1	28	9	22	35	3	1	8	0
14	FWD	Omar Cummings	26	18	1686	3	6	34	10	18	21	22	1	1	0
20	MID	Jamie Smith	20	18	1519	3	4	31	16	12	21	0	51	0	0
15	MID	Wells Thompson	31	22	1935	3	3	22	9	31	39	2	13	4	0
29	DEF	Scott Palguta	9	5	550	2	0	3	2	5	1	0	0	1	0
25	MID	Pablo Mastroeni	30	30	2517	1	4	12	1	28	39	1	0	6	0
12	FWD	Quincy Amarikwa	15	5	510	1	1	16	4	14	15	8	1	1	1
27	DEF	Kosuke Kimura	34	34	2996	1	1	13	6	16	26	0	5	0	0
11	MID	Brian Mullan	22	19	1665	1	1	14	4	36	31	1	1	4	1
19	FWD	Andre Akpan	12	5	479	1	0	15	5	8	8	2	0	0	0
22	DEF	Marvell Wynne	29	28	2530	0	2	0	0	16	14	0	1	2	0
34	DEF	Tyrone Marshall	27	24	2177	0	1	7	0	24	14	0	0	4	0
6	DEF	Anthony Wallace	10	8	719	0	1	4	0	7	5	0	0	3	0
32	DEF	Miguel Comminges	4	4	322	0	0	0	0	3	1	0	0	1	1
2	DEF	Danny Earls	4	3	224	0	0	1	1	0	2	0	0	0	0
10	FWD	Macoumba Kandji	9	1	123	0	0	5	1	2	3	2	0	0	0
16	MID	Ross LaBaue	11	4	313	0	0	2	1	5	8	2	0	3	0
5	MID	Joseph Nane	10	2	308	0	0	2	1	6	3	0	0	0	0
18	GK	Matt Pickens	34	34	3060	0	0	0	0	0	4	0	0	2	0
8	DEF	Eddie Ababio	0	0	0	0	0	0	0	0	0	0	0	0	0
28	MID	Davy Armstrong	0	0	0	0	0	0	0	0	0	0	0	0	0
31	GK	Steward Ceus	0	0	0	0	0	0	0	0	0	0	0	0	0
13	MID	Steven Emory	0	0	0	0	0	0	0	0	0	0	0	0	0
26	DEF	Mike Holody	0	0	0	0	0	0	0	0	0	0	0	0	0
7	MID	Josh Janniere	0	0	0	0	0	0	0	0	0	0	0	0	0
17	GK	Ian Joyce	0	0	0	0	0	0	0	0	0	0	0	0	0
		TEAM TOTALS	34	34	3060	44	34	365	138	374	434	83	149	58	5
		OPPONENT TOTALS	34	34	3060	41	38	369	117	434	374	124	116	47	3

GAME-WINNING GOALS: Wells Thompson 2, Scott Palguta 2, Drew Moor 2, Jamie Smith 1, Sanna Nyassi 1, Brian Mullan 1, Jeff Larentowicz 1, Omar Cummings 1, Quincy Amarikwa 1

GAME-WINNING ASSISTS: Wells Thompson 2, Caleb Folan 2, Anthony Wallace 1, Jamie Smith 1, Sanna Nyassi 1, Pablo Mastroeni 1, Omar Cummings 1, Conor Casey 1

PENALTY KICK GOALS/ATTEMPTS: Caleb Folan 2-2, Jeff Larentowicz 0-1, Conor Casey 1-1

COLORADO RAPIDS INDIVIDUAL GOALKEEPING

#	POS	GOALKEEPER	GP	GS	MIN	SHTS	SV	GA	GAA	PG	PA	W	L	T	SO
18	GK	Matt Pickens	34	34	3060	117	77	41	1.21	2	2	12	9	13	8
		TEAM TOTALS	34	34	3060	117	77	41	1.21	2	2	12	9	13	8
		OPPONENT TOTALS	34	34	3060	138	90	44	1.29	3	4	9	12	13	9

2011 RAPIDS REGULAR SEASON LINEUPS

DATE	RESULT	OPP	GK	DEFENDERS	MIDFIELDERS	FORWARDS
3/19	W, 3-1	vs POR	Pickens	Kimura, Moor, Wallace, Wynne	Larentowicz, Mastroeni (Nyassi 78), Mullan (Thompson 89), Smith	Casey (Amarikwa 62), Cummings
3/26	W, 1-0	at CHV	Pickens	Kimura, Moor, Wallace, Wynne	Larentowicz, Mastroeni, Mullan (LaBaux 90), Smith	Amarikwa (Thompson 70), Folan (Casey 80)
4/3	W, 4-1	vs DC	Pickens	Kimura, Moor, Wallace, Wynne	Larentowicz, Mastroeni, Mullan (Nyassi 73), Smith	Casey (Cummings 53), Folan (Amarikwa 88)
4/8	L, 0-3	at DAL	Pickens	Kimura, Moor, Wallace (Marshall 64), Wynne	Larentowicz, Nane, Nyassi (Mullan 46), Smith	Cummings, Folan (Amarikwa 62)
4/13	L, 0-1	at RSL	Pickens	Kimura, Marshall, Moor, Wynne	Larentowicz, Mullan, Smith (Akpan 87), Thompson	Cummings (Nyassi 64, Amarikwa 85)
4/22	L, 0-1	vs SEA	Pickens	Kimura, Marshall (Wallace 67), Moor, Wynne	Larentowicz, Mastroeni (Thompson 69), Mullan (ejected 3), Smith (Nyassi 73)	Cummings, Folan
4/30	T, 1-1	vs CHI	Pickens	Kimura, Marshall, Moor, Wallace	Larentowicz, Mastroeni, Nyassi (LaBaux 90), Smith	Akpan, Cummings
5/4	W, 2-1	at HOU	Pickens	Kimura, Marshall, Moor, Palguta	Larentowicz, Mastroeni, Smith, Thompson (Wynne 81)	Akpan (Amarikwa 70), Cummings (Folan 46)
5/7	T, 0-0	at NE	Pickens	Marshall, Moor, Palguta, Wynne	Kimura, Larentowicz, Mastroeni, Thompson (Smith 74)	Amarikwa (LaBaux 86), Folan (Akpan 31)
5/14	T, 1-1	at DC	Pickens	Kimura, Marshall, Moor, Wynne	Larentowicz, Mastroeni, Smith, Thompson (LaBaux 90)	Akpan (Nyassi 76), Amarikwa (Casey 68)
5/22	T, 0-0	vs TOR	Pickens	Marshall, Moor, Wallace, Wynne	Kimura, Larentowicz, Mastroeni, Smith (Nyassi 46)	Amarikwa (Thompson 68), Casey (Akpan 62)
5/25	T, 2-2	at NY	Pickens	Kimura, Moor, Wallace, Wynne	LaBaux (Amarikwa 79), Larentowicz, Mastroeni (Nane 72), Thompson	Akpan (Casey 66), Nyassi
5/28	T, 1-1	vs KC	Pickens	Kimura, Marshall, Moor, Wynne	LaBaux (Folan 74), Larentowicz, Mastroeni, Thompson	Casey, Nyassi (Nane 46, Akpan 58)
6/4	T, 1-1	vs PHI	Pickens	Kimura (Palguta 78), Marshall, Moor, Wallace	Larentowicz, Mastroeni, Smith, Thompson	Akpan (Amarikwa 46), Casey (Folan 75)
6/11	W, 1-0	at POR	Pickens	Kimura, Marshall, Moor, Palguta	Larentowicz, Mastroeni, Smith, Thompson	Casey (Amarikwa 76), Folan
6/18	L, 1-3	vs LA	Pickens	Earls, Kimura, Marshall, Moor	Larentowicz, Mastroeni, Nyassi (Cummings 46), Thompson (Amarikwa 86)	Casey, Folan (ejected 74)
6/26	L, 1-4	at CLB	Pickens	Kimura, Marshall, Moor, Palguta	Larentowicz, Mastroeni (LaBaux 76), Mullan (Thompson 69), Smith	Amarikwa (Cummings 46), Casey (ejected 29)
7/3	T, 0-0	vs HOU	Pickens	Kimura, Marshall, Moor, Wynne	Larentowicz, Mastroeni, Mullan (Thompson 79), Smith	Cummings (Amarikwa 79), Folan
7/6	T, 1-1	at KC	Pickens	Kimura, Marshall, Moor, Wynne	LaBaux (Nyassi 66), Larentowicz, Mastroeni (Nane 31), Thompson	Casey, Cummings (Folan 83)
7/9	W, 2-1	vs VAN	Pickens	Earls (Palguta 24), Kimura, Moor, Wynne	Cummings (Nyassi 82), Larentowicz, Smith, Thompson	Casey, Folan (Mullan 66)
7/16	L, 3-4	at SEA	Pickens	Kimura, Marshall, Moor, Wynne	Larentowicz, Mastroeni, Nyassi (LaBaux 81), Thompson	Casey (Folan 39), Cummings (Akpan 87)
7/20	W, 4-1	vs NY	Pickens	Kimura, Marshall, Moor, Wynne	Larentowicz, Mastroeni (Nane 70), Mullan, Thompson	Cummings (Folan 74), Nyassi (Akpan 87)
7/23	T, 2-2	vs NE	Pickens	Kimura, Moor, Palguta (Akpan 90), Wynne	Larentowicz, Mastroeni, Mullan (LaBaux 87), Thompson (Cummings 46)	Folan, Nyassi
7/29	W, 2-1	at PHI	Pickens	Kimura, Marshall (Palguta 71), Moor, Wynne	Larentowicz, Mastroeni (Nane 80), Mullan, Thompson	Cummings (Folan 63), Nyassi
8/5	W, 2-0	vs CLB	Pickens	Kimura (Wallace 88, Palguta 90), Marshall, Moor, Wynne	Larentowicz, Mastroeni (Nane 84), Mullan, Thompson	Cummings, Nyassi
8/13	W, 2-1	at SJ	Pickens	Kimura, Marshall, Moor, Wynne	LaBaux (Cummings 61), Larentowicz, Mastroeni (Nane 90), Mullan, Thompson	Folan (Kandji 84)
8/20	T, 2-2	vs CHV	Pickens	Kimura, Marshall, Moor, Wynne	Larentowicz (Nane 82), Mastroeni, Mullan (Kandji 90), Nyassi, Thompson (Cummings 59)	Folan
8/27	L, 0-2	at CHI	Pickens	Kimura (Earls 70), Marshall, Moor, Wynne	Larentowicz, Mastroeni, Mullan, Nyassi, Thompson (Cummings 63)	Folan (Kandji 75)
9/9	L, 0-1	at LA	Pickens	Earls, Kimura (Cummings 70), Marshall, Wynne	Larentowicz, Mastroeni, Mullan, Thompson	Folan, Kandji (Nyassi 40)
9/17	L, 1-2	at TOR	Pickens	Comminges (Marshall 70), Kimura (Kandji 85), Moor, Wynne	Larentowicz, Mastroeni, Mullan, Thompson (Folan 60)	Cummings, Nyassi
9/24	T, 1-1	vs SJ	Pickens	Comminges (Thompson 90), Kimura, Moor, Wynne	Larentowicz, Mastroeni, Nyassi, Smith (Mullan 59)	Cummings (Kandji 66), Folan
10/1	W, 1-0	vs DAL	Pickens	Comminges (ejected 74), Kimura, Moor, Wynne	Larentowicz, Mastroeni, Mullan, Smith (Marshall 78)	Cummings (Kandji 86), Nyassi (Thompson 82)
10/14	T, 0-0	vs RSL	Pickens	Kimura, Marshall, Moor, Wynne	Larentowicz, Mastroeni (Smith 77), Mullan, Thompson (Kandji 83)	Cummings (Folan 69), Nyassi
10/22	W, 2-1	at VAN	Pickens	Comminges, Kimura, Marshall, Wynne	Larentowicz, Mullan, Nane (Folan 79), Smith (Thompson 71)	Cummings (Kandji 75), Nyassi

2011 RAPIDS BOX SCORES

Portland Timbers (1) vs. Colorado (3)

March 19, 2011 • Attendance: 17,139

Scoring: COL–Larentowicz (unassisted) 8, COL–Cummings (Casey) 29, COL–Smith (unassisted) 30, POR–Cooper (unassisted) 80

	Shots	Saves	Fouls	Offsides	Cornerkicks
POR	5	5	7	4	1
COL	12	0	15	1	7

Colorado (1) at Chivas USA (0)

March 26, 2011 • Attendance: 13,027

Scoring: COL–Amarikwa (Smith) 31

	Shots	Saves	Fouls	Offsides	Cornerkicks
COL	9	1	14	3	4
CHV	9	1	14	1	1

D.C. United (1) vs. Colorado (4)

April 3, 2011 • Attendance: 9,857

Scoring: COL–Folan (Larentowicz) 38, DC–Quaranta (Korb) 70, COL–Smith (Wallace) 71, COL–Folan (Nyassi) 81, COL–Cummings (Mastroeni, Amarikwa) 92+

	Shots	Saves	Fouls	Offsides	Cornerkicks
DC	12	0	10	5	6
COL	7	1	8	2	2

Colorado (0) at FC Dallas (3)

April 8, 2011 • Attendance: 12,261

Scoring: DAL–Ihemelu (Chavez) 26, DAL–Ferreira (Castillo) 40, Ferreira (Avila, Hernandez) 46

	Shots	Saves	Fouls	Offsides	Cornerkicks
COL	7	4	16	1	1
DAL	14	0	12	0	8

Colorado (0) at Real Salt Lake (1)

April 13, 2011 • Attendance: 15,513

Scoring: RSL–Espindola (Araujo) 93+

	Shots	Saves	Fouls	Offsides	Cornerkicks
COL	10	1	13	1	2
RSL	8	3	15	9	6

Seattle (1) vs. Colorado (0)

April 22, 2011 • Attendance: 14,185

Scoring: SEA–Montero (Rosales, White) 19

	Shots	Saves	Fouls	Offsides	Cornerkicks
SEA	11	2	19	3	4
COL	9	3	7	0	4

Chicago (1) vs. Colorado (1)

April 30, 2011 • Attendance: 11,789

Scoring: CHI–Pappa (Oduro, Puerari) 43, COL–Akan (Cummings) 49

	Shots	Saves	Fouls	Offsides	Cornerkicks
CHI	12	4	20	3	2
COL	13	2	9	2	6

Colorado (2) at Houston (1)

May 4, 2011 • Attendance: 13,206

Scoring: HOU–Clark (Watson) 71, COL–Smith (unassisted) 74, COL–Palguta (Folan) 84

	Shots	Saves	Fouls	Offsides	Cornerkicks
COL	7	2	15	2	4
HOU	11	3	14	2	5

Colorado (0) at New England (0)

May 7, 2011 • Attendance: 11,755

Scoring: None

	Shots	Saves	Fouls	Offsides	Cornerkicks
COL	8	2	15	2	6
NE	6	1	13	4	3

Colorado (1) at D.C. United (1)

May 14, 2011 • Attendance: 12,499

Scoring: COL–Moor (unassisted) 23, DC–Pontius (penalty kick) 62

	Shots	Saves	Fouls	Offsides	Cornerkicks
COL	9	3	7	2	2
DC	11	1	15	6	3

Toronto (0) vs. Colorado (0)

May 22, 2011 • Attendance: 13,589

Scoring: None

	Shots	Saves	Fouls	Offsides	Cornerkicks
TOR	6	2	13	2	0
COL	7	3	10	2	5

Colorado (2) at New York (2)

May 25, 2011 • Attendance: 18,081

Scoring: COL–Larentowicz (unassisted) 27, NY–Henry (De Rosario, Lindpere) 29, COL–Larentowicz (Mastroeni) 32, NY–Rogers (Miller) 33

	Shots	Saves	Fouls	Offsides	Cornerkicks
COL	16	4	9	3	3
NY	11	8	17	7	4

Sporting KC (1) vs. Colorado (1)

May 28, 2011 • Attendance: 16,439

Scoring: COL–Casey (unassisted) 13, KC–Smith (Bunbury) 75

	Shots	Saves	Fouls	Offsides	Cornerkicks
KC	14	1	6	4	2
COL	7	2	11	0	4

Philadelphia (1) vs. Colorado (1)

June 4, 2011 • Attendance: 12,779

Scoring: COL–Casey (penalty kick) 63, PHI–Mwanga (Le Toux) 66

	Shots	Saves	Fouls	Offsides	Cornerkicks
PHI	9	2	17	1	3
COL	13	1	12	6	4

Colorado (1) at Portland (0)

June 11, 2011 • Attendance: 18,627

Scoring: COL–Moor (Folan) 92+

	Shots	Saves	Fouls	Offsides	Cornerkicks
COL	15	4	9	5	6
POR	18	5	13	9	8

LA Galaxy (3) vs. Colorado (1)

June 18, 2011 • Attendance: 18,277

Scoring: LA–own goal (Moor) 25, LA–Gomes (unassisted) 42, COL–Casey (unassisted) 64, LA–Barrett (Dunivant, Gomes) 80

	Shots	Saves	Fouls	Offsides	Cornerkicks
LA	10	1	10	2	4
COL	9	2	15	4	7

Colorado (1) at Columbus (4)

June 26, 2011 • Attendance: 10,771

Scoring: COL–Casey (Smith) 5, CLB–Gaven (unassisted) 12, CLB–Mendoza (unassisted) 18, CLB–Mendoza (Marshall) 48, CLB–Heinemann (unassisted) 57

	Shots	Saves	Fouls	Offsides	Cornerkicks
COL	6	3	11	0	2
CLB	16	1	11	5	4

Houston (0) vs. Colorado (0)

July 3, 2011 • Attendance: 18,203

Scoring: None

	Shots	Saves	Fouls	Offsides	Cornerkicks
HOU	3	6	10	3	4
COL	14	0	3	2	7

2011 RAPIDS BOX SCORES

Colorado (1) at Sporting KC (1)

July 6, 2011 • Attendance: 15,209

Scoring: COL—Casey (Marshall) 32, KC—Zusi (unassisted) 62

	Shots	Saves	Fouls	Offsides	Cornerkicks
COL	8	3	12	3	3
KC	14	2	16	4	4

Vancouver (1) vs. Colorado (2)

July 9, 2011 • Attendance: 13,058

Scoring: COL—Casey (Smith, Wynne) 25, COL—Palguta (unassisted) 68, VAN—da Silva (Khalifan, Long Tan) 77

	Shots	Saves	Fouls	Offsides	Cornerkicks
VAN	11	3	14	5	5
COL	15	3	12	1	6

Colorado (3) at Seattle (4)

July 16, 2011 • Attendance: 36,424

Scoring: COL—Thompson (unassisted) 1, SEA—Fernandez (Alonso) 7, COL—Larentowicz (Thompson, Cummings) 43, SEA—Levesque (Rosales, Alonso) 48, SEA—Montero (unassisted) 82, SEA—Rosales (Montero) 84, COL—Folan (unassisted) 90

	Shots	Saves	Fouls	Offsides	Cornerkicks
COL	12	5	8	3	5
SEA	13	1	10	3	4

New York Red Bulls (1) vs. Colorado (4)

July 20, 2011 • Attendance: 15,227

Scoring: COL—Nyassi (Cummings) 2, COL—Thompson (unassisted) 26, COL—Nyassi (Cummings, Moor) 31, COL—Nyassi (Cummings, Wynne) 61, NY—Henry (Agudelo) 67

	Shots	Saves	Fouls	Offsides	Cornerkicks
NY	12	3	11	4	3
COL	11	2	10	1	2

New England (2) vs. Colorado (2)

July 23, 2011 • Attendance: 12,273

Scoring: NE—Feilhaber (McCarthy, Alston) 25, COL—Folan (penalty kick) 65, COL—Kimura (unassisted) 81, NE—Joseph (penalty kick)

	Shots	Saves	Fouls	Offsides	Cornerkicks
NE	6	2	9	6	1
COL	8	0	12	2	5

Colorado (2) at Philadelphia (1)

July 29, 2011 • Attendance: 18,770

Scoring: COL—Mastroeni (Mullan) 35, COL—Nyassi (Cummings) 45, PHI—Torres (G. Farfan) 93+

	Shots	Saves	Fouls	Offsides	Cornerkicks
COL	9	5	9	2	0
PHI	21	1	8	0	3

Columbus (0) vs. Colorado (2)

August 5, 2011 • Attendance: 14,503

Scoring: COL—Mullan (Thompson) 54, COL—Cummings (Nyassi) 79

	Shots	Saves	Fouls	Offsides	Cornerkicks
CLB	7	3	9	5	1
COL	18	1	2	3	6

Colorado (2) at San Jose (1)

August 13, 2011 • Attendance: 10,525

Scoring: SJ—Gjertsen (unassisted) 22, COL—Folan (penalty kick) 39, COL—Larentowicz (Mastroeni, Thompson) 72

	Shots	Saves	Fouls	Offsides	Cornerkicks
COL	10	3	11	2	3
SJ	10	2	9	5	2

Chivas USA (2) vs. Colorado (2)

August 20, 2011 • Attendance: 16,852

Scoring: COL—Folan (Mastroeni, Kimura) 13, CHV—Angel (LaBrocca) 36, COL—Larentowicz (Nyassi) 69, CHV—Courtois (Lahoud) 86

	Shots	Saves	Fouls	Offsides	Cornerkicks
CHV	10	3	11	2	0
COL	18	0	9	2	7

Colorado (0) at Chicago (2)

August 27, 2011 • Attendance: 15,211

Scoring: CHI—Odoro (Pardo) 17, CHI—Gibbs (Grazzini, Pardo) 36

	Shots	Saves	Fouls	Offsides	Cornerkicks
COL	11	1	13	1	10
CHI	13	4	13	2	1

Colorado (0) at LA Galaxy (1)

September 9, 2011 • Attendance: 20,068

Scoring: LA—Donovan (Franklin, Barrett) 36

	Shots	Saves	Fouls	Offsides	Cornerkicks
COL	6	8	8	8	2
LA	16	2	8	3	7

Colorado (1) at Toronto (2)

September 17, 2011 • Attendance: 20,318

Scoring: TOR—Koevermans (Morgan) 52, TOR—Koevermans (Soolsma) 60

	Shots	Saves	Fouls	Offsides	Cornerkicks
COL	14	1	19	4	3
TOR	10	2	15	2	2

San Jose (1) vs. Colorado (1)

September 24, 2011 • Attendance: 17,877

Scoring: SJ—Wondolowski (unassisted) 18, COL—Moor (unassisted) 71

	Shots	Saves	Fouls	Offsides	Cornerkicks
SJ	15	5	14	4	6
COL	14	3	9	8	7

FC Dallas (0) vs. Colorado (1)

October 1, 2011 • Attendance: 13,920

Scoring: COL—Moor (Nyassi) 26

	Shots	Saves	Fouls	Offsides	Cornerkicks
DAL	12	2	12	3	6
COL	9	2	17	3	2

Salt Lake (0) vs. Colorado (0)

October 14, 2011 • Attendance: 16,272

Scoring: None

	Shots	Saves	Fouls	Offsides	Cornerkicks
RSL	4	6	24	3	1
COL	12	1	13	2	5

Colorado (2) at Vancouver (1)

October 22, 2011 • Attendance: 21,000

Scoring: VAN—Rochat (unassisted) 49, COL—Larentowicz (Smith, Nyassi) 59, COL—Thompson (unassisted) 84

	Shots	Saves	Fouls	Offsides	Cornerkicks
COL	12	1	11	0	7
VAN	9	3	15	3	2

2010 RAPIDS SEASON SUMMARY

The Colorado Rapids had a season to remember on their way to winning their first-ever MLS championship.

From the opening game, the Rapids proved this was going to be unlike any season in the team's 15 year history when they defeated Chivas USA 1-0 at The Home Depot Center to earn their club's first-ever season opening victory on the road.

The team returned home to Dick's Sporting Goods Park a week later to draw with Chicago, but the real attention was drawn by the debut of the Supporters Terrace, which saw nearly 1,000 fans create a fantastic atmosphere in the north end of the stadium.

Two midfielders made news in the summer months, as Jeff Larentowicz represented the Rapids in the MLS All-Star Game in Houston and Davy Armstrong, a product of the Rapids Youth Academy, signed with the first team to become the club's first-ever homegrown player.

The 2010 season also saw longtime captain Pablo Mastroeni and Conor Casey etch their names atop the team's record book. Mastroeni now stands as the club's all-time leader in games played, games started and minutes played, while Casey became the club's all-time leading scorer.

Colorado clinched their first playoff berth since 2006 against LA on October 16 and in the process did something else they had not done in four years – they came back to win a regular season game after surrendering the first goal to defeat the Galaxy 3-1, ending a streak of 0-51-17 when giving up the first goal of the match. The last come-from-behind-win had been on May 6, 2006.

Following a late draw with Real Salt Lake in the season finale, the Rapids were placed in the Eastern



Captain Pablo Mastroeni raises the MLS Cup after the Rapids earned their first championship.

Conference bracket for the playoffs.

The Rapids ended the regular season with a record of 12-8-10, good for 46 points, the second highest in team history. Colorado was the second highest scoring team in MLS with 44 goals, paced by the league's highest scoring duo of Omar Cummings (14 goals) and Casey (13 goals).

Dick's Sporting Goods Park hosted its first-ever postseason game on October 28, as Mastroeni scored the only goal needed to defeat Columbus in the first game of a home and home series.

The next week, in Columbus, after the Crew scored twice to take the lead in the series, Casey saved the season with a goal with only six minutes left in regulation to tie the series at 2-2. After 30 minutes of extra time, the Rapids won 5-4 on penalty kicks after Crew midfielder Brian Carroll sailed the fifth shot over the crossbar.

The Rapids hosted San Jose in the Eastern Conference Final on November 13 in front of close to 18,000 fans that braved the cold to watch the team win 1-0 on a Kosuke Kimura goal and advance to their first MLS Cup title game since 1997.

On November 21, Colorado faced FC Dallas in MLS Cup 2010 at BMO Field in Toronto. Dallas took the lead in the first half, but Casey once again evened the score with a gritty effort early in the second half. The score remained tied and, once more, the game went into overtime. Substitute Macoumba Kandji tore his ACL on an attempted cross that bounced off a Dallas defender and into the goal for the game-winner. The Rapids withstood a tense final 10 minutes playing a man down to preserve the club's first-ever MLS Cup title.

2010 RAPIDS INDIVIDUAL STATISTICS

2010 COLORADO RAPIDS STATISTICS (12-8-10, 46 pts.) THROUGH GAMES OF OCTOBER 23, 2010

#	POS	PLAYER	GP	GS	MIN	G	A	SHT	SOG	FC	FS	OFF	CK	C	E
14	FWD	Omar Cummings	29	28	2471	14	3	76	37	21	42	25	0	4	0
9	FWD	Conor Casey	27	26	2289	13	6	69	28	52	31	19	0	8	0
4	MID	Jeff Larentowicz	30	29	2617	4	1	41	13	31	18	1	0	4	0
8	MID	*Mehdi Ballouchy	21	19	1598	3	5	25	10	15	27	0	34	2	0
11	MID	Brian Mullan (TOT)	29	22	1951	3	5	29	13	29	29	13	0	3	0
11	MID	Brian Mullan (COL)	7	5	430	0	2	7	3	10	1	1	0	0	0
25	MID	Pablo Mastroeni	29	29	2493	2	3	16	6	30	39	2	0	5	1
150	MID	Wells Thompson	27	13	1287	2	0	16	8	20	23	4	2	5	0
20	MID	Jamie Smith	22	16	1357	1	8	23	10	19	15	0	54	3	0
10	FWD	Macoumba Kandji (TOT)	20	12	1129	1	3	22	6	36	20	19	1	1	0
10	FWD	Macoumba Kandji (COL)	7	4	337	0	3	5	2	7	8	7	0	0	0
12	FWD	Quincy Amarikwa (TOT)	14	2	245	1	0	9	3	13	6	3	0	0	0
12	FWD	Quincy Amarikwa (COL)	13	2	238	1	0	9	3	13	4	3	0	0	0
3	DEF	Drew Moor	30	30	2700	1	0	14	7	14	22	1	0	2	0
27	DEF	Kosuke Kimura	23	21	1931	0	3	6	2	8	19	1	0	0	0
6	DEF	Anthony Wallace (TOT)	9	7	571	0	1	2	1	6	3	0	0	3	0
6	DEF	Anthony Wallace (COL)	7	7	555	0	1	2	1	5	3	0	0	3	0
19	FWD	Andre Akpan	1	0	13	0	0	1	1	0	0	0	0	0	0
21	DEF	Julien Baudet	18	14	1154	0	0	11	0	11	7	1	0	2	1
11	MID	*Colin Clark	16	9	866	0	0	12	3	7	10	1	21	2	0
2	D/M	Danny Earls	18	15	1413	0	0	5	2	8	8	1	2	2	0
17	GK	Ian Joyce	1	1	90	0	0	0	0	0	0	0	0	0	0
16	MID	Ross LaBauex	5	1	76	0	0	0	0	1	5	0	0	1	0
7	FWD	Claudio Lopez	11	0	200	0	0	8	4	0	1	0	14	0	0
29	DEF	Scott Palguta	16	5	560	0	0	2	0	2	2	0	0	2	0
18	GK	Matt Pickens	29	29	2610	0	0	1	0	2	1	0	0	1	0
22	DEF	Marvell Wynne	27	27	2383	0	0	5	1	17	16	0	1	3	0
28	MID	Davy Armstrong	0	0	0	0	0	0	0	0	0	0	0	0	0
31	GK	Steward Ceus	0	0	0	0	0	0	0	0	0	0	0	0	0
23	MID	Ciaran O'Brien	0	0	0	0	0	0	0	0	0	0	0	0	0
13	FWD	Ross Schunk	0	0	0	0	0	0	0	0	0	0	0	0	0
		TEAM TOTALS	30	30	2700	44	35	354	141	293	321	67	128	49	2
		OPPONENT TOTALS	30	30	2700	32	27	306	124	321	293	74	113	43	1

GAME-WINNING GOALS: Omar Cummings 3, Conor Casey 3, Jamie Smith 1, Drew Moor 1, Pablo Mastroeni 1, Jeff Larentowicz 1, Mehdi Ballouchy 1

GAME-WINNING ASSISTS: Jamie Smith 3, Conor Casey 2, Pablo Mastroeni 1, Omar Cummings 1

PENALTY KICK GOALS/ATTEMPTS: Conor Casey 3-3, Mehdi Ballouchy 1-1

COLORADO RAPIDS INDIVIDUAL GOALKEEPING

#	POS	GOALKEEPER	GP	GS	MIN	SHTS	SV	GA	GAA	PG	PA	W	L	T	SO
17	GK	Ian Joyce	1	1	90	4	4	0	0.00	0	0	1	0	0	1
18	GK	Matt Pickens	29	29	2610	120	88	32	1.10	4	4	11	8	10	7
		TEAM TOTALS	30	30	2700	124	92	32	1.07	4	4	12	8	10	8
		OPPONENT TOTALS	30	30	2700	141	96	44	1.47	4	4	8	12	10	5

*Played with other teams in 2010. Only Colorado Rapids statistics listed here.

2010 RAPIDS REGULAR SEASON LINEUPS

DATE	RESULT	OPP	GK	DEFENDERS	MIDFIELDERS	FORWARDS
3/26	W, 1-0	at CHV	Pickens	Kimura, Moor, Earls (Palguta 88), Wynne	Larentowicz, Mastroeni (Thompson 67), Ballouchy, Clark (LaBaux 78),	Casey, Cummings
4/3	T, 2-2	vs. CHI	Pickens	Kimura, Earls (Baudet 84), Moor, Wynne	Ballouchy (Thompson 66), Larentowicz, Mastroeni, Clark	Casey, Cummings
4/10	L, 0-1	at KC	Pickens	Kimura (Amarikwa 82), Baudet (Ejected 72), Moor, Wynne	Ballouchy (Smith 62), Clark (Thompson 69), Larentowicz, Mastroeni	Casey, Cummings
4/18	W, 3-1	vs TOR	Pickens	Kimura, Earls (Palguta 83), Moor, Wynne	Larentowicz, Clark (Amarikwa 68), Mastroeni, Smith (Thompson 59)	Casey, Cummings
4/24	W, 2-1	at NE	Pickens	Kimura (Baudet 78), Earls (Palguta 88), Moor, Wynne	Thompson (Clark 74), Mastroeni, Larentowicz, Ballouchy	Casey, Cummings
5/1	L, 0-1	at SJ	Pickens	Moor, Earls (Baudet 61), Wynne, Kimura	Ballouchy, Larentowicz (Lopez 77), Mastroeni, Thompson	Casey, Cummings (Amarikwa 70)
5/5	L, 0-1	vs LA	Pickens	Earls, Moor, Wynne, Baudet	Ballouchy (Lopez 71), Thompson Mastroeni, Larentowicz	Casey, Cummings (Clark 46+),
5/15	W, 1-0	at DC	Pickens	Wynne, Earls, Moor, Baudet	Ballouchy, Thompson (Clark 68), Larentowicz, Mastroeni	Casey (LaBaux 92+), Cummings (Amarikwa 89)
5/29	W, 1-0	vs SEA	Pickens	Wynne, Moor, Baudet, Earls	Ballouchy, Larentowicz, Mastroeni, Thompson (Clark 60)	Casey, Cummings (Amarikwa 89)
6/5	W, 1-0	vs CLB	Pickens	Wynne, Moor, Baudet (Palguta 76), Earls	Ballouchy (Smith 74), Larentowicz, Mastroeni (Ejected 76), Clark	Cummings, Casey (Thompson 65)
6/9	T, 2-2	at CHI	Pickens	Wynne, Earls, Moor, Baudet (Palguta 5)	LaBaux (Thompson 46+), Clark (Smith 80), Ballouchy, Larentowicz	Casey, Cummings
6/26	T, 2-2	at HOU	Pickens	Wynne, Palguta, Moor, Earls	Larentowicz (Thompson 83), Mastroeni, Ballouchy, Smith (Clark 76)	Casey, Cummings (LaBaux 91+),
7/4	T, 1-1	vs NY	Pickens	Wynne, Earls, Palguta (Kimura 54), Moor	Ballouchy (Thompson 77), Larentowicz, Mastroeni, Smith (Clark 65)	Casey, Cummings
7/10	L, 0-1	at TOR	Pickens	Kimura, Wynne, Moor, Earls (Palguta 63)	Thompson (Lopez 76), Smith (Clark 55), Mastroeni, Larentowicz	Casey, Cummings
7/17	T, 1-1	vs KC	Pickens	Kimura, Moor, Wynne, Palguta (Earls 44)	Larentowicz, Ballouchy (Smith 46+), Mastroeni, Clark (Lopez 62)	Casey, Cummings
7/25	T, 1-2	at SEA	Pickens	Baudet, Earls (Kimura 65), Moor, Wynne	Ballouchy (Amarikwa 77), Smith (Lopez 65), Larentowicz, Mastroeni	Casey, Cummings
7/31	T, 1-1	vs DAL	Pickens	Wynne, Kimura, Moor, Baudet	Thompson (Larentowicz 63), Ballouchy (Amarikwa 73), Mastroeni, Smith, Clark (Lopez 84)	Cummings
8/7	W, 1-0	vs SJ	Pickens	Wynne, Kimura, Moor, Baudet	Thompson, Clark (Ballouchy 58), Mastroeni, Larentowicz	Cummings, Amarikwa (Lopez 66)
8/14	T, 1-1	at PHI	Pickens	Wynne, Kimura, Moor, Baudet	Larentowicz, Mastroeni, Smith, Thompson (Casey 61)	Cummings, Amarikwa (Ballouchy 56+)
8/21	L, 1-3	at CLB	Pickens	Wynne, Moor, Palguta, Baudet	Thompson (Smith 69), Ballouchy (Lopez 76), Mastroeni, Larentowicz	Casey, Cummings (Amarikwa 82)
8/28	W, 3-0	vs HOU	Joyce	Kimura, Moor, Wynne (Earls 43), Baudet (Palguta 69)	Ballouchy, Larentowicz, Smith, Mastroeni (Thompson 60)	Casey, Cummings
9/4	W, 3-0	vs CHV	Pickens	Kimura, Wallace, Moor, Baudet (Palguta 85)	Ballouchy, Larentowicz, Mastroeni, Smith	Casey (Akpan 77), Cummings (Amarikwa 83)
9/11	L, 1-3	at NY	Pickens	Kimura, Wallace, Moor, Baudet (Palguta 74)	Ballouchy, Smith (Thompson 67), Mastroeni (Lopez 72), Larentowicz	Casey, Cummings
9/18	W, 3-0	vs NE	Pickens	Wallace, Kimura, Wynne, Moor	Smith, Mullan (Kandji 61), Mastroeni, Larentowicz	Casey (Amarikwa 75), Cummings (Thompson 71)
9/25	T, 1-1	at RSL	Pickens	Kimura, Wallace (Palguta 92+), Wynne, Moor	Mullan (Thompson 63), Mastroeni, Larentowicz, Smith	Kandji (LaBaux 73), Casey
9/29	W, 4-1	vs PHI	Pickens	Kimura, Wallace, Wynne, Moor	Thompson, Mastroeni (Lopez 70), Larentowicz, Smith (Mullan 62)	Cummings (Amarikwa 75), Kandji
10/2	L, 0-1	vs DC	Pickens	Kimura, Earls, Moor, Palguta	Mullan (Smith 60), Thompson (Lopez 71), Mastroeni, Larentowicz	Casey, Kandji (Cummings 60)
10/9	T, 2-2	at DAL	Pickens	Kimura, Wallace (Earls 22), Wynne, Moor	Larentowicz, Mastroeni, Smith (Thompson 83), Cummings	Casey, Kandji (Mullan 52)
10/16	W, 3-1	at LA	Pickens	Kimura, Wynne, Thompson, Moor	Mullan, Mastroeni (Palguta 78), Larentowicz, Smith	Casey, Cummings (Kandji 83)
10/23	T, 2-2	vs RSL	Pickens	Kimura, Wallace (Baudet 84), Wynne, Moor	Mullan, Mastroeni, Larentowicz, Smith (Thompson 56+)	Casey (Kandji 64), Cummings

2010 RAPIDS BOX SCORES

Colorado (1) at Chivas USA (0)

March 26, 2010 • Attendance: 18,658

Scoring: COL—Cummings (unassisted) 55

	Shots	Saves	Fouls	Offsides	Cornerkicks
COL	7	3	6	5	3
CHV	12	1	8	7	4

Chicago (2) vs. Colorado (2)

April 3, 2010 • Attendance: 11,641

Scoring: COL—Cummings (Ballouchy) 13, CHI—John (Pappa) 26,

(penalty kick) 58, COL—Casey (penalty kick) 41, CHI—McBride (penalty kick) 51

	Shots	Saves	Fouls	Offsides	Cornerkicks
CHI	6	3	10	4	2
COL	9	1	14	1	4

Colorado (0) at KC (1)

April 10, 2010 • Attendance: 10,228

Scoring: KC—Kamara (Smith) 48

	Shots	Saves	Fouls	Offsides	Cornerkicks
COL	5	6	15	4	5
KC	11	3	18	0	7

Toronto (1) vs. Colorado (3)

April 18, 2010 • Attendance: 9,928

Scoring: COL—Casey (penalty kick) 24, TOR—De Rosario (penalty kick) 58, COL Larentowicz (free kick) 71, COL—Casey (penalty kick) 85

	Shots	Saves	Fouls	Offsides	Cornerkicks
TOR	4	6	12	3	2
COL	14	0	12	1	3

Colorado (2) at New England (1)

April 24, 2010 • Attendance: 8,142

Scoring: COL—Ballouchy (unassisted) 14, NE—Perovic (free kick) 19, COL—Mastroeni (Casey) 73

	Shots	Saves	Fouls	Offsides	Cornerkicks
COL	10	4	9	2	3
NE	13	2	14	3	3

Colorado (0) at San Jose (1)

May 1, 2010 • Attendance: 8,674

Scoring: SJ—Wondolowski (Johnson, Corrales) 33

	Shots	Saves	Fouls	Offsides	Cornerkicks
COL	13	3	8	4	4
SJ	7	3	13	1	3

L.A. (1) vs. Colorado (0)

May 5, 2010 • Attendance: 9,882

Scoring: Gordon (Donovan) 21

	Shots	Saves	Fouls	Offsides	Cornerkicks
LA	15	6	12	1	5
COL	18	4	7	0	8

Colorado (1) at D.C. United (0)

May 15, 2010 • Attendance: 13,570

Scoring: COL—Ballouchy (unassisted) 67

	Shots	Saves	Fouls	Offsides	Cornerkicks
COL	11	3	17	0	2
DC	10	2	12	0	5

Seattle (0) vs. Colorado (1)

May 29, 2010 • Attendance: 18,166

Scoring: COL—Casey (unassisted) 63

	Shots	Saves	Fouls	Offsides	Cornerkicks
SEA	9	4	8	2	4
COL	10	1	13	3	6

Columbus (0) vs. Colorado (1)

June 5, 2010 • Attendance: 14,318

Scoring: COL—Moor (Smith) 85

	Shots	Saves	Fouls	Offsides	Cornerkicks
CLB	9	3	10	0	0
COL	9	1	9	1	1

Colorado (2) at Chicago (2)

June 9, 2010 • Attendance: 13,607

Scoring: COL—Cummings (Casey, Ballouchy) 21, CHI—Pappa (free kick) 23, CHI—Pappa (Husidic, McBride) 46+, COL—Casey (Smith) 91+

	Shots	Saves	Fouls	Offsides	Cornerkicks
COL	11	5	8	1	4
CHI	13	2	7	0	4

Colorado (2) at Houston (2)

June 26, 2010 • Attendance: 13,744

Scoring: HOU—Cruz (Ashe) 17, COL—Casey (Ballouchy) 45, COL—own goal (Palmer) 71, HOU—Ngwenya (Mullan, Ching) 79

	Shots	Saves	Fouls	Offsides	Cornerkicks
COL	3	2	7	2	3
HOU	9	0	8	7	6

New York (1) vs. Colorado (1)

July 4, 2010 • Attendance: 18,363

Scoring: COL—Cummings (Casey) 15, NY—Angel (Ubiparipovic) 34

	Shots	Saves	Fouls	Offsides	Cornerkicks
NY	8	3	10	0	4
COL	13	4	7	0	6

Colorado (0) at Toronto (1)

July 10, 2010 • Attendance: 21,836

Scoring: TOR—Ibrahim (Barrett) 61

	Shots	Saves	Fouls	Offsides	Cornerkicks
COL	10	4	6	2	6
TOR	10	5	7	2	3

Kansas City (1) vs. Colorado (1)

July 17, 2010 • Attendance: 12,825

Scoring: KC—Arnaud (Rocastle) 20, COL—Casey (Smith, Larentowicz) 74

	Shots	Saves	Fouls	Offsides	Cornerkicks
KC	13	0	11	1	1
COL	8	4	8	3	3

Colorado (1) at Seattle (2)

July 25, 2010 • Attendance: 36,333

Scoring: SEA—Zakuani (unassisted) 8, COL—Cummings (Mastroeni) 9, SEA—Zakuani (Nyassi, Montero) 17

	Shots	Saves	Fouls	Offsides	Cornerkicks
COL	15	3	12	2	5
SEA	8	3	12	3	2

2010 RAPIDS BOX SCORES

Dallas (1) vs. Colorado (1)

July 31, 2010 • Attendance: 10,596

Scoring: DAL—own goal (Baudet) 22, COL—Ballouchy (penalty kick) 26

	Shots	Saves	Fouls	Offsides	Cornerkicks
DAL	8	3	8	0	4
COL	10	2	8	1	6

San Jose (0) vs. Colorado (1)

August 7, 2010 • Attendance: 12,701

Scoring: COL—own goal (Busch) 25

	Shots	Saves	Fouls	Offsides	Cornerkicks
SJ	8	2	8	4	1
COL	15	3	7	4	5

Colorado (1) at Philadelphia (1)

August 14, 2010 • Attendance: 17,749

Scoring: COL—Larentowicz (unassisted) 59, PHI—Mwanga (Le Toux) 73

	Shots	Saves	Fouls	Offsides	Cornerkicks
COL	7	2	17	2	1
PHI	13	1	16	2	4

Colorado (1) at Columbus (3)

August 21, 2010 • Attendance: 16,063

Scoring: CLB—Barros Schelotto (penalty kick) 6, COL—Mastroeni (Ballouchy) 46+, CLB—Garey (unassisted) 53, CLB—Lenhart (Marshall, Barros Schelotto) 80

	Shots	Saves	Fouls	Offsides	Cornerkicks
COL	16	2	7	0	9
CLB	9	3	14	6	1

Houston (0) vs. Chicago (3)

August 28, 2010 • Attendance: 11,511

Scoring: COL—Smith (Casey) 2, COL—Cummings (Casey, Mastroeni) 16, COL—Casey (unassisted) 23

	Shots	Saves	Fouls	Offsides	Cornerkicks
HOU	7	2	8	3	2
COL	12	4	6	3	1

Chivas USA (0) vs. Colorado (3)

September 4, 2010 • Attendance: 10,312

Scoring: COL—Casey (unassisted) 52, COL—Cummings (Ballouchy) 68, COL—Cummings (unassisted) 81

	Shots	Saves	Fouls	Offsides	Cornerkicks
CHV	1	6	9	5	6
COL	15	1	6	0	5

Colorado (1) at New York (3)

September 11, 2010 • Attendance: 19,014

Scoring: NY—Henry (Lindpere) 17, NY—Ream (Tchani, Marquez) 32, COL—Cummings (unassisted) 52, NY—Richards (Angel) 58

	Shots	Saves	Fouls	Offsides	Cornerkicks
COL	15	6	9	1	2
NY	16	6	10	2	7

New England (0) vs. Colorado (3)

September 18, 2010 • Attendance: 16,314

Scoring: COL—Cummings (Smith) 5, COL—Casey (Cummings, Smith) 35, COL—Thompson (Kandji) 83

	Shots	Saves	Fouls	Offsides	Cornerkicks
NE	9	5	9	1	1
COL	17	3	8	2	8

Colorado (1) at Salt Lake (1)

September 25, 2010 • Attendance: 18,317

Scoring: COL—Casey (Kimura, Mullan) 36, RSL—Borchers (Williams) 93+

	Shots	Saves	Fouls	Offsides	Cornerkicks
COL	9	7	14	3	3
RSL	17	3	12	5	10

Philadelphia (1) vs. Colorado (4)

September 29, 2010 • Attendance: 10,165

Scoring: COL—Cummings (Kandji, Kimura) 8, COL—Cummings (Smith) 15, COL—Thompson (unassisted) 68, COL—Amarikwa (Kandji, Mullan) 86, PHI—McInerney (unassisted) 90

	Shots	Saves	Fouls	Offsides	Cornerkicks
PHI	6	5	16	2	1
COL	17	1	3	8	2

D.C. United (1) vs. Colorado (0)

October 2, 2010 • Attendance: 15,478

Scoring: DC—Allsopp (unassisted) 46+

	Shots	Saves	Fouls	Offsides	Cornerkicks
DC	11	3	10	2	6
COL	10	2	9	1	5

Colorado (2) at Dallas (2)

October 9, 2010 • Attendance: 10,119

Scoring: COL—Larentowicz (Cummings, Smith) 13, DAL—Rodriguez (unassisted) 27, DAL—Ferreira (Chavez) 37, COL—Larentowicz (Smith) 51

	Shots	Saves	Fouls	Offsides	Cornerkicks
COL	20	3	17	4	6
DAL	15	8	9	5	3

Colorado (3) at L.A. (1)

October 16, 2010 • Attendance: 27,000

Scoring: LA—Buddle (Birchall, Donovan) 9, COL—own goal (Buddle) 18, COL—Casey (Cummings, Mastroeni) 30, COL—Cummings (Casey) 67

	Shots	Saves	Fouls	Offsides	Cornerkicks
COL	10	5	11	6	5
LA	19	2	9	2	7

Salt Lake (2) at Colorado (2)

October 23, 2010 • Attendance: 17,729

Scoring: COL—Cummings (Wallace) 16, COL—Casey (Kimura) 50, RSL—Saborio (unassisted) 90, RSL—Saborio (penalty kick) 95+

	Shots	Saves	Fouls	Offsides	Cornerkicks
RSL	10	1	11	1	5
COL	15	3	13	1	4

2009 RAPIDS

SEASON SUMMARY

For a third consecutive season, the Rapids saw all their hard work throughout the entire 30-game season and all their postseason aspirations come down to the final weekend of play.

The Rapids showed significant improvement in Gary Smith's first full season as head coach. Colorado posted their best-ever record at Dick's Sporting Goods Park since the stadium's opening in 2007, going 8-2-5. The team also displayed a more competitive nature throughout the year, earning 10 draws, which was the second most in team history.

Forwards Conor Casey and Omar Cummings came through with career seasons that placed them among the league's elite offensive duos.

Casey tallied a new single season Rapids record of 16 goals scored, finishing second in the league's Golden Boot race. His scoring prowess led him to earn his first-ever selection to the MLS All-Star Starting XI and Best XI honors.



Strikers Conor Casey and Omar Cummings produced breakout seasons in 2009. Casey finished second in the league in goals, and Omar tied for first in assists.

Cummings' breakout season included an MLS-leading 12 assists and a career-best eight goals.

Colorado hit its stride in late April, as the club set a new franchise record by going unbeaten in eight matches.

For most of the year, the team stayed within striking distance of the conference leaders, but a late season slide saw the Rapids go winless over their last seven matches.

Due to the team's late form, the stage was once again set for Colorado to earn a playoff berth and reclaim the Rocky Mountain Cup with a win over rivals Real Salt Lake in the final regular season game. In a worst case scenario, the Rapids fell 3-0, and combined with other league

results, saw both the playoffs and the Rocky Mountain Cup slip away; as the team's postseason absence reached a record three straight years.

2009 RAPIDS INDIVIDUAL STATISTICS

2009 COLORADO RAPIDS STATISTICS (10-10-10, 40 pts.) THROUGH GAMES OF OCTOBER 24, 2009

#	POS	PLAYER	GP	GS	MIN	G	A	SHT	SOG	FC	FS	OFF	CK	C	E
9	FWD	Conor Casey	24	24	2087	16	1	73	31	62	41	19	0	9	0
14	FWD	Omar Cummings	28	28	2474	8	12	82	34	23	41	20	0	3	0
23	MID	Colin Clark	16	16	1421	3	5	29	10	11	18	5	28	2	0
3	DEF	Drew Moor (TOT)	29	29	2610	3	0	18	6	23	20	0	0	2	1
3	DEF	Drew Moor (COL)	8	8	720	0	0	0	0	4	5	0	0	0	0
8	MID	Mehdi Ballouchy	28	23	2148	2	7	34	11	28	33	10	67	5	0
27	DEF	Kosuke Kimura	26	21	1932	2	2	11	3	11	15	2	0	3	0
15	MID	Jacob Peterson	23	12	1131	2	2	24	9	3	6	2	11	0	0
12	FWD	Pat Noonan (TOT)	22	11	1049	2	1	22	7	13	17	3	4	0	0
12	FWD	Pat Noonan (COL)	17	9	843	2	0	19	5	12	16	1	4	0	0
22	MID	Nick LaBrocca	29	28	2434	2	0	34	17	28	17	1	0	3	0
25	D/M	Pablo Mastroeni	25	25	2162	1	3	11	2	39	25	0	0	5	0
11	MID	Terry Cooke	10	5	422	1	1	6	3	2	1	1	19	0	0
21	DEF	Julien Baudet	10	9	786	1	0	9	2	9	4	0	0	3	1
26	DEF	Michael Holody	4	0	80	1	0	1	1	2	0	0	0	2	0
2	DEF	Jordan Harvey	30	29	2613	0	3	8	3	26	18	4	0	1	0
4	DEF	*Ugo Ihemelu	20	19	1723	0	2	8	2	29	22	0	0	6	1
20	MID	Jamie Smith	4	3	216	0	1	4	1	2	1	0	5	0	0
17	GK	Preston Burpo	11	11	990	0	0	0	0	0	2	0	0	1	0
6	MID	Greg Dalby	11	2	242	0	0	3	2	2	3	0	0	1	0
10	FWD	Facundo Diz	8	0	97	0	0	1	1	1	2	1	0	0	0
7	DEF	Cory Gibbs	20	19	1575	0	0	2	1	22	17	0	0	7	0
5	DEF	Ty Harden	7	1	87	0	0	0	0	1	1	0	0	0	0
29	DEF	Scott Palguta	23	19	1749	0	0	1	0	11	5	0	0	3	0
18	GK	Matt Pickens	19	19	1710	0	0	0	0	0	2	0	0	1	0
16	FWD	Gregory Richardson	1	0	11	0	0	0	0	1	0	0	0	0	0
13	FWD	Ross Schunk	3	0	10	0	0	0	0	1	0	0	0	0	0
31	GK	Steward Ceus	0	0	0	0	0	0	0	0	0	0	0	0	0
19	MID	Ciaran O'Brien	0	0	0	0	0	0	0	0	0	0	0	0	0
35	DEF	Rob Valentino (TOT)	0	0	0	0	0	0	0	0	0	0	0	0	0
35	DEF	Rob Valentino (COL)	0	0	0	0	0	0	0	0	0	0	0	0	0
		TEAM TOTALS	30	30	2700	42	39	360	138	330	319	66	134	55	2
		OPPONENT TOTALS	30	30	2700	38	39	290	104	319	330	77	122	48	9

GAME-WINNING GOALS: Omar Cummings 2, Conor Casey 2, Jacob Peterson 1, Pablo Mastroeni 1, Nick LaBrocca 1, Kosuke Kimura 1, Julien Baudet 1, Mehdi Ballouchy 1

GAME-WINNING ASSISTS: Omar Cummings 3, Colin Clark 3, Mehdi Ballouchy 2, Jacob Peterson 1, Pablo Mastroeni 1, Ugo Ihemelu 1, Conor Casey 1

PENALTY KICK GOALS/ATTEMPTS: Conor Casey 4-6, Omar Cummings 0-1, Mehdi Ballouchy 1-1

COLORADO RAPIDS INDIVIDUAL GOALKEEPING

#	POS	GOALKEEPER	GP	GS	MIN	SHTS	SV	GA	GAA	PG	PA	W	L	T	SO
18	GK	Matt Pickens	19	19	1710	63	39	22	1.16	4	4	9	6	4	7
17	GK	Preston Burpo	11	11	990	41	23	16	1.45	1	1	1	4	6	1
		TEAM TOTALS	30	30	2700	104	62	38	1.27	5	5	10	10	10	8
		OPPONENT TOTALS	30	30	2700	138	95	42	1.40	5	8	10	10	10	5

*Played with other teams in 2009. Only Colorado Rapids statistics listed here.

2009 RAPIDS REGULAR SEASON LINEUPS

DATE	RESULT	OPP	GK	DEFENDERS	MIDFIELDERS	FORWARDS
3/21	L 1-2	at CHV	Pickens	Gibbs, Harvey, Ihemelu, Kimura	Ballouchy (Richardson 79), Clark, LaBrocca (Peterson 70), Mastroeni	Casey, Cummings
3/28	W 2-1	vs. KC	Pickens	Gibbs, Harvey, Ihemelu, Kimura	Ballouchy (Harden 90), Clark, LaBrocca, Peterson (Cooke 64)	Casey, Cummings
4/4	W 3-2	at LA	Burpo	Gibbs (Harden 88), Harvey, Ihemelu, Kimura	Ballouchy (Peterson 79), Clark, LaBrocca, Mastroeni (Cooke 68)	Casey, Cummings
4/11	T 1-1	at CLB	Burpo	Gibbs, Harden (Palguta 18), Harvey, Ihemelu	Ballouchy, Clark, LaBrocca (Peterson 76), Mastroeni	Casey (Dalby 86), Cummings
4/19	L 0-1	at HOU	Burpo	Harvey, Ihemelu, Kimura, Palguta	Ballouchy, Clark, LaBrocca (Cooke 68), Mastroeni	Casey, Cummings
4/25	T 1-1	vs. LA	Burpo	Harvey, Ihemelu, Kimura (LaBrocca 44), Palguta	Ballouchy, Clark, Cooke (Peterson 72), Mastroeni	Casey, Cummings
5/2	W 2-0	vs. RSL	Pickens	Harvey, Ihemelu, Kimura, Palguta	Clark, Cooke (Peterson 68), LaBrocca, Mastroeni (Dalby 92+)	Casey, Cummings (Ballouchy 76)
5/16	T 1-1	at NE	Pickens	Harvey, Ihemelu, Kimura (Gibbs 46), Palguta	Ballouchy, Clark, LaBrocca, Mastroeni	Casey (Peterson 77), Cummings
5/23	T 2-2	vs. SEA	Pickens	Gibbs, Harvey, Ihemelu (Kimura 71), Palguta (Harden 77)	Ballouchy, Clark, LaBrocca, Mastroeni	Casey, Cummings (Peterson 79)
5/30	W 3-2	at NY	Pickens	Gibbs, Harvey, Ihemelu, Palguta (Cooke 81)	Ballouchy, Clark, LaBrocca, Mastroeni	Casey, Cummings (Dalby 85)
6/6	T 1-1	at RSL	Pickens	Gibbs, Harvey, Ihemelu, Palguta (Schunk 84)	Ballouchy, Clark, Cooke (Kimura 31), LaBrocca	Cummings, Peterson (Dalby 71)
6/20	W 3-0	vs. DC	Pickens	Gibbs, Harvey, Ihemelu, Palguta	Clark, LaBrocca (Dalby 81), Mastroeni, Peterson (Kimura 68)	Cummings, Noonan (Ballouchy 46+)
6/24	T 1-1	vs. DAL	Pickens	Gibbs, Harvey, Ihemelu, Palguta	Ballouchy, Clark, LaBrocca (Peterson 62), Mastroeni	Cummings, Noonan (Cooke 71)
6/28	L 0-3	at SEA	Pickens	Gibbs, Harvey, Ihemelu (Kimura 83), Palguta	Ballouchy, Clark, LaBrocca (Peterson 65), Mastroeni (Dalby 72)	Cummings, Noonan
7/4	L 1-2	vs. CHI	Pickens	Gibbs, Harvey, Ihemelu, Kimura (Schunk 89),	Ballouchy, Cooke, LaBrocca (Dalby 84), Mastroeni	Casey, Noonan (Peterson 46+)
7/11	W 1-0	vs. DAL	Pickens	Harvey, Ihemelu, Kimura, Palguta	Cooke (Noonan 63), Mastroeni, LaBrocca, Ballouchy (Harden 94+)	Casey, Peterson (Dalby 80)
7/18	L 1-3	at DC	Pickens	Baudet (Harvey 72), Gibbs (Harden 51), Kimura, Palguta	Ballouchy, Cummings, Dalby (Noonan 71), Mastroeni, Peterson	Casey
7/25	W 4-0	vs. NY	Pickens	Baudet (Palguta 38), Gibbs, Harvey, Ihemelu	Ballouchy, LaBrocca, Mastroeni (Kimura 64), Peterson	Cummings, Noonan (Diz 78)
8/1	L 0-1	vs. CLB	Pickens	Gibbs, Harvey, Ihemelu (Eject 84), Palguta	Ballouchy (Peterson 60), Clark (Smith 71), LaBrocca, Mastroeni	Cummings, Noonan (Diz 75)
8/8	W 4-0	vs. CHV	Pickens	Gibbs (Harden 77), Harvey, Kimura, Palguta	Clark, LaBrocca, Mastroeni (Ballouchy 69), Smith	Casey (Noonan 71), Cummings
8/23	L 2-3	at CHI	Pickens	Gibbs, Harvey, Kimura, Palguta (Ihemelu 46+)	LaBrocca, Mastroeni, Peterson (Dalby 81), Smith (Ballouchy 73)	Casey, Cummings
8/30	W 1-0	vs. HOU	Pickens	Gibbs (Baudet 13), Harvey, Ihemelu, Kimura Q	LaBrocca, Mastroeni, Peterson, Smith (Ballouchy 34)	Casey, Cummings (Noonan 74)
9/5	W 1-0	vs. TOR	Pickens	Baudet, Harvey, Kimura, Moor	Ballouchy, LaBrocca, Noonan (Holody 74), Peterson	Casey, Cummings
9/12	L 2-3	at TOR	Burpo	Baudet, Harvey (Holody 83), Kimura, Moor	Dalby, LaBrocca, Noonan (Palguta 45), Peterson	Casey (Diz 76), Cummings
9/18	T 1-1	at SJ	Burpo	Baudet, Harvey (Noonan 85), Moor, Palguta (Holody 60)	Ballouchy, Kimura, LaBrocca, Peterson (Diz 68)	Casey, Cummings
9/23	T 1-1	vs. SJ	Burpo	Baudet, Harvey, Kimura, Moor	Ballouchy (Palguta 69), LaBrocca (Diz 82), Mastroeni, Peterson, (Noonan 12)	Casey, Cummings
9/26	T 0-0	at KC	Burpo	Baudet, Moor, Palguta	Ballouchy, Kimura, LaBrocca, Mastroeni, Harvey	Casey, Cummings
10/3	T 1-1	vs. NE	Burpo	Baudet (Eject 59), Moor, Palguta (Noonan 46+)	Ballouchy, Kimura, Harvey, LaBrocca, Mastroeni	Casey (Diz 88), Cummings
10/17	L 1-2	at DAL	Burpo	Gibbs (Holody 63), Moor, Palguta (Schunk 87), Harvey	Kimura, LaBrocca, Mastroeni, Noonan	Casey (Diz 69), Cummings
10/24	L 0-3	at RSL	Burpo	Baudet, Gibbs (Noonan 69), Harvey (Diz 87), Moor	Ballouchy, Kimura, LaBrocca, Mastroeni	Casey, Cummings

2009 RAPIDS BOX SCORES

Colorado (1) at Chivas USA (2)

March 21, 2009 • Attendance: 16,453

Scoring: COL—Cummings (unassisted) 30, CHV—Nagamura (unassisted) 55, CHV—Nagamura (unassisted) 59

	Shots	Saves	Fouls	Offsides	Cornerkicks
COL	17	2	12	1	0
CHV	6	3	13	4	2

Kansas City (1) vs. Colorado (2)

March 28, 2009 • Attendance: 11,885

Scoring: COL—Cooke (free kick) 65, KC—Kraus (unassisted) 69, COL—Cummings (Clark) 74

	Shots	Saves	Fouls	Offsides	Cornerkicks
KC	8	4	11	3	4
COL	16	4	8	5	4

Colorado (3) at L.A. (2)

April 4, 2009 • Attendance: 16,709

Scoring: COL—Casey (Cummings, Ihemelu), LA—Gonzalez (Donovan) 37, LA—Gordon (Donovan, Franklin) 48, COL—Casey (Cummings, Ballouchy) 49, COL—Casey (Clark) 84

	Shots	Saves	Fouls	Offsides	Cornerkicks
COL	6	0	11	3	1
LA	4	0	9	6	3

Colorado (1) at Columbus (1)

April 11, 2009 • Attendance: 7,465

Scoring: CLB—Barros Schelotto (Ekpo, Padula) 41, COL—Casey (Mastroeni) 82

	Shots	Saves	Fouls	Offsides	Cornerkicks
COL	7	2	11	4	0
CLB	14	1	9	4	8

Colorado (0) at Houston (1)

April 19, 2009 • Attendance: 12,708

Scoring: HOU—Ching (Davis, Holden) 20

	Shots	Saves	Fouls	Offsides	Cornerkicks
COL	7	2	15	1	1
HOU	8	3	15	6	3

L.A. (1) vs. Colorado (1)

April 25, 2009 • Attendance: 12,180

Scoring: COL—Clark (Cummings) 60, LA—Donovan (Klein) 82

	Shots	Saves	Fouls	Offsides	Cornerkicks
LA	14	4	9	2	6
COL	7	3	6	3	6

Salt Lake (0) vs. Colorado (2)

May 2, 2009 • Attendance: 9,045

Scoring: COL—LaBrocca (Clark, Casey) 11, COL—Kimura (Cooke, Harvey) 60

	Shots	Saves	Fouls	Offsides	Cornerkicks
RSL	7	1	10	1	3
COL	10	0	9	6	3

Colorado (1) at New England (1)

May 16, 2009 • Attendance: 10,677

Scoring: COL—Casey (Harvey) 3, NE—Ralston (penalty kick) 18

	Shots	Saves	Fouls	Offsides	Cornerkicks
COL	15	1	19	0	10
NE	6	7	10	4	5

Seattle (2) vs. Colorado (2)

May 23, 2009 • Attendance: 16,528

Scoring: SEA—Montero (unassisted) 17, COL—Clark (Cummings, Ballouchy) 25, COL—Casey (Clark) 47, SEA—Jaqua (Montero, Riley) 75

	Shots	Saves	Fouls	Offsides	Cornerkicks
SEA	7	4	16	4	1
COL	12	2	10	2	10

Colorado (3) at New York (2)

May 30, 2009 • Attendance: 12,039

Scoring: COL—Casey (Clark, Ballouchy) 25, NY—Angel (penalty kick) 45, COL—Casey (Cummings, Harvey) 48, COL—Ballouchy (penalty kick) 60, NY—Borman (unassisted) 73

	Shots	Saves	Fouls	Offsides	Cornerkicks
COL	11	3	14	3	4
NY	13	2	11	6	4

Colorado (1) at Salt Lake (1)

June 6, 2009 • Attendance: 19,546

Scoring: RSL—Movsisyan (Espindola) 79, COL—Cummings (Ballouchy) 88

	Shots	Saves	Fouls	Offsides	Cornerkicks
COL	9	2	9	0	2
RSL	18	2	8	1	8

D.C. United (0) vs. Colorado (3)

June 20, 2009 • Attendance: 11,416

Scoring: COL—Cummings (Mastroeni) 11, COL—Cummings (unassisted) 45, COL—Clark (Cummings, Peterson) 49

	Shots	Saves	Fouls	Offsides	Cornerkicks
DC	9	3	7	1	2
COL	13	5	12	1	5

Dallas (1) vs. Colorado (1)

June 24, 2009 • Attendance: 10,583

Scoring: DAL—Ferreira (Cooper, Cunningham) 37, COL—Cummings (Ballouchy) 84

	Shots	Saves	Fouls	Offsides	Cornerkicks
DAL	8	4	7	0	2
COL	19	4	4	4	8

Colorado (0) at Seattle (3)

June 28, 2009 • Attendance: 32,526

Scoring: SEA—Montero (Jaqua, Ljungberg) 23, SEA—Jaqua (Montero) 48, SEA—Jaqua (Montero, Le Toux) 68

	Shots	Saves	Fouls	Offsides	Cornerkicks
COL	14	1	16	1	5
SEA	7	2	13	1	5

Chicago (2) vs. Colorado (1)

July 4, 2009 • Attendance: 19,680

Scoring: CHI—Pappa (Husidic, McBride) 30, CHI—Conde (Blanco) 38, COL—Peterson (unassisted) 76

	Shots	Saves	Fouls	Offsides	Cornerkicks
CHI	8	3	5	0	5
COL	8	1	8	0	4

Dallas (0) vs. Colorado (1)

July 11, 2009 • Attendance: 8,128

Scoring: COL—Kimura (Ballouchy) 79

	Shots	Saves	Fouls	Offsides	Cornerkicks
DAL	6	4	10	4	2
COL	13	0	9	4	4

2009 RAPIDS BOX SCORES

Colorado (1) at D.C. United (3)

July 18, 2009 • Attendance: 18,248

Scoring: COL—own goal (Namoff) 14, DC—Moreno (penalty kick) 47, DC—Namoff (Gomez) 56, DC—Emilio (Carreiro, Gomez) 61

	Shots	Saves	Fouls	Offsides	Cornerkicks
COL	11	4	14	3	5
DC	14	2	10	1	4

New York (0) vs. Colorado (4)

July 25, 2009 • Attendance: 16,816

Scoring: COL—Peterson (Cummings, Ihemelu) 5, COL—Noonan (Mastroeni) 47, COL—LaBrocca (unassisted) 61, COL—Ballouchy (free kick) 67

	Shots	Saves	Fouls	Offsides	Cornerkicks
NY	11	3	12	1	3
COL	13	4	5	0	5

Columbus (1) vs. Colorado (0)

August 1, 2009 • Attendance: 10,851

Scoring: CLB—Marshall (Rogers) 39

	Shots	Saves	Fouls	Offsides	Cornerkicks
CLB	5	6	13	1	3
COL	16	1	7	2	6

Chivas USA (0) vs. Colorado (4)

August 8, 2009 • Attendance: 13,364

Scoring: COL—Mastroeni (Cummings) 1, COL—Casey (Cummings) 4, COL—Casey (Cummings, Kimura) 23, COL—Casey (penalty kick) 47+

	Shots	Saves	Fouls	Offsides	Cornerkicks
CHV	7	3	10	3	5
COL	14	2	15	2	2

Colorado (2) at Chicago (3)

August 23, 2009 • Attendance: 15,789

Scoring: COL—Cummings (unassisted) 48, COL—Cummings (Smith) 58, CHI—Blanco (penalty kick) 72, CHI—Banner (unassisted) 85, CHI—Robinson (Mapp) 93+

	Shots	Saves	Fouls	Offsides	Cornerkicks
COL	13	1	16	1	4
CHI	13	2	14	2	5

Houston (0) vs. Colorado (1)

August 30, 2009 • Attendance: 10,897

Scoring: COL—Baudet (Ballouchy) 55

	Shots	Saves	Fouls	Offsides	Cornerkicks
HOU	6	3	7	2	1
COL	10	1	13	3	9

Toronto (0) vs. Colorado (1)

September 5, 2009 • Attendance: 10,821

Scoring: COL—Casey (Peterson, Cummings) 51

	Shots	Saves	Fouls	Offsides	Cornerkicks
TOR	4	4	15	4	1
COL	11	1	5	2	2

Colorado (2) at Toronto (3)

September 12, 2009 • Attendance: 20,521

Scoring: TOR—De Rosario (Wynne) 19, COL—Casey (Kimura, Cummings) 49, TOR—White (De Rosario, Cronin) 71, TOR—Attakora (Guevara) 74, COL—Holody (unassisted) 89

	Shots	Saves	Fouls	Offsides	Cornerkicks
COL	8	2	8	3	4
TOR	13	3	6	3	5

Colorado (1) at San Jose (1)

September 18, 2009 • Attendance: 10,525

Scoring: SJ—Johnson (McDonald) 8, COL—Casey (penalty kick) 95+

	Shots	Saves	Fouls	Offsides	Cornerkicks
COL	18	0	11	4	9
SJ	8	7	10	1	7

San Jose (1) vs. Colorado (1)

September 23, 2009 • Attendance: 6,234

Scoring: SJ—Wondolowski (penalty kick) 67, COL—Casey (penalty kick) 93+

	Shots	Saves	Fouls	Offsides	Cornerkicks
SJ	5	2	8	1	3
COL	10	2	9	3	1

Colorado (0) at Kansas City (0)

September 26, 2009 • Attendance: 9,784

Scoring: None

	Shots	Saves	Fouls	Offsides	Cornerkicks
COL	12	3	15	2	4
KC	18	3	11	2	8

New England (1) vs. Colorado (1)

October 3, 2009 • Attendance: 16,535

Scoring: NE—Dube (Mansally) 29, COL—Casey (penalty kick) 58

	Shots	Saves	Fouls	Offsides	Cornerkicks
NE	10	4	12	2	6
COL	16	2	13	1	5

Colorado (1) at Dallas (2)

October 17, 2009 • Attendance: 15,243

Scoring: DAL—John (van den Bergh) 4, DAL—Ihemelu (Harris, McCarty) 66, COL—Noonan (unassisted) 71

	Shots	Saves	Fouls	Offsides	Cornerkicks
COL	11	3	15	1	4
DAL	21	1	13	5	7

Colorado (0) at Salt Lake (3)

October 24, 2009 • Attendance: 18,675

Scoring: RSL—Findley (Espindola, Williams) 15, RSL—Findley (Williams) 33, RSL—Movsisyan (Morales) 85

	Shots	Saves	Fouls	Offsides	Cornerkicks
COL	13	4	11	1	7
RSL	12	5	15	2	1

2008 RAPIDS


SEASON SUMMARY

A coaching change roughly two-thirds into the 2008 season brought the Rapids within one minute of reaching the playoffs. Englishman Gary Smith took over the club's head coaching duties on an interim basis in August after Fernando Clavijo and the team agreed to go separate ways.

The season kicked off with the Rapids defeating the LA Galaxy 4-0 in front of a then record crowd of 18,713 at Dick's Sporting Goods Park. Terry Cooke was named the MLS Player of the Week for his one-goal, two-assist performance in that match.

The next 13 games were an up-and-down affair with the club failing to win two games in a row. During this stretch, Tom McManus scored a 40-yard bomb against Chivas USA that would later be among the Top-10 MLS Goals of the Year.

On the Fourth of July, Colorado once again set an attendance record (18,776) in another 4-0 victory, this time against the New York Red Bulls.



Conor Casey's 11 goals in 2008 were the most by a Rapids player since 2005.

Pablo Mastroeni and Christian Gomez represented the Rapids in the MLS All-Star Game. Gomez went on to score in the match leading to a 3-2 victory over West Ham United.

In his first match at the helm, Smith guided the Rapids to a 2-1 victory over Kansas City on August 16.

The Rapids went undefeated in September posting a 3-0-1 record in the month. One was a 5-4 win over New York at Giants Stadium. Conor Casey scored the fourth hat-trick in club history with the third goal coming in the 90th minute.

Entering the final two games of the season, Colorado would need to win both to avoid missing the playoffs. The Rapids first traveled to take on Chivas USA and Casey converted a penalty kick to keep the Rapids postseason hopes alive. In the season finale, the Rapids carried a 1-0 lead over Real Salt Lake for 71 minutes before giving up a 90th minute equalizer to end their season.

2008 RAPIDS INDIVIDUAL STATISTICS

2008 COLORADO RAPIDS STATISTICS (11-14-5, 38 pts.) THROUGH GAMES OF OCTOBER 25, 2008

#	POS	PLAYER	GP	GS	MIN	G	A	SHT	SOG	FC	FS	OFF	CK	C	E
9	FWD	Conor Casey	21	16	1313	11	2	51	27	34	21	12	0	4	1
14	FWD	Omar Cummings	26	17	1629	6	4	56	27	19	39	12	0	1	0
23	MID	Colin Clark	29	26	2325	5	3	46	17	29	36	10	3	6	1
20	FWD	Tom McManus	22	15	1307	5	2	44	22	17	15	16	6	2	1
10	MID	Christian Gomez	20	17	1423	3	6	36	18	15	30	7	35	2	0
16	M/F	*Herculez Gomez	17	5	644	2	1	23	7	12	20	2	6	1	0
22	M/F	Nick LaBrocca	30	28	2396	2	0	24	11	33	23	2	0	3	0
12	DEF	Mike Petke	11	10	831	2	0	4	2	7	5	0	0	2	0
11	MID	Terry Cooke	24	18	1698	1	12	22	8	5	9	2	88	2	0
8	MID	Mehdi Ballouchy	19	12	1200	1	4	20	5	12	20	4	15	1	0
6	DEF	Jose Burciaga Jr.	12	9	818	1	1	10	5	7	8	0	1	0	0
5	DEF	Facundo Erpen	23	21	1854	1	1	18	4	21	16	0	0	2	1
28	MID	John DiRaimondo	11	8	714	1	0	5	1	13	6	0	0	2	0
7	DEF	Cory Gibbs	9	9	810	1	0	5	2	16	8	0	0	3	0
15	MID	Jacob Peterson	17	10	762	1	0	15	5	3	11	0	1	1	0
3	DEF	Rafael Gomes	7	2	282	0	1	0	0	0	7	0	0	0	0
2	DEF	Jordan Harvey	15	13	1180	0	1	2	0	16	7	0	0	2	0
17	GK	Preston Burpo (TOT)	13	13	1170	0	0	0	0	2	1	0	0	2	0
17	GK	Preston Burpo (COL)	13	13	1170	0	0	0	0	2	1	0	0	2	0
1	GK	Bouna Coundoul	17	17	1530	0	0	1	0	1	5	0	0	0	0
4	MID	Greg Dalby	3	0	28	0	0	0	0	0	0	0	0	0	0
17	DEF	*Kelly Gray	2	1	100	0	0	0	0	2	0	0	0	1	0
18	DEF	Ugo Ihemelu	18	16	1493	0	0	2	0	28	18	0	0	3	0
13	DEF	Stephen Keel	6	6	540	0	0	2	0	3	2	0	0	0	0
27	DEF	Kosuke Kimura	18	17	1438	0	0	2	0	16	7	0	0	2	0
25	M/D	Pablo Mastroeni	25	23	2004	0	0	9	1	33	24	1	0	5	0
19	MID	Ciaran O'Brien	1	0	19	0	0	0	0	1	1	0	0	0	1
33	MID	Cesar Zambrano	1	1	90	0	0	0	0	1	1	0	0	0	0
21	MID	Nico Colaluca	0	0	0	0	0	0	0	0	0	0	0	0	0
35	MID	Brian Grazier	0	0	0	0	0	0	0	0	0	0	0	0	0
0	MID	Kwame Sarkodie	0	0	0	0	0	0	0	0	0	0	0	0	0
30	GK	Chris Sharpe	0	0	0	0	0	0	0	0	0	0	0	0	0
26	DEF	Tim Ward	0	0	0	0	0	0	0	0	0	0	0	0	0
		TEAM TOTALS	30	30	2700	44	38	397	162	346	376	68	155	47	5
		OPPONENT TOTALS	30	30	2700	45	34	278	140	376	346	85	110	56	4

GAME-WINNING GOALS: Conor Casey 3, Tom McManus 2, Mike Petke 1, Jacob Peterson 1, Nick LaBrocca 1, Omar Cummings 1, Terry Cooke 1

GAME-WINNING ASSISTS: Colin Clark 2, Herculez Gomez 1, Christian Gomez 1, Rafael Gomes 1, Facundo Erpen 1, Terry Cooke 1, Jose Burciaga Jr. 1, Mehdi Ballouchy 1

PENALTY KICK GOALS/ATTEMPTS: Tom McManus 1-2, Christian Gomez 2-2, Conor Casey 2-2, Terry Cooke 0-1

COLORADO RAPIDS INDIVIDUAL GOALKEEPING

#	POS	GOALKEEPER	GP	GS	MIN	SHTS	SV	GA	GAA	PG	PA	W	L	T	SO
1	GK	Bouna Coundoul	17	17	1530	77	54	21	1.24	3	3	6	8	3	5
17	GK	Preston Burpo (TOT)	13	13	1170	63	37	24	1.85	1	2	5	6	2	3
17	GK	Preston Burpo (COL)	13	13	1170	63	37	24	1.85	1	2	5	6	2	3
		TEAM TOTALS	30	30	2700	140	91	45	1.50	4	5	11	14	5	8
		OPPONENT TOTALS	30	30	2700	162	116	44	1.47	5	7	14	11	5	6

*Played with other teams in 2008. Only Colorado Rapids statistics listed here.

2008 RAPIDS REGULAR SEASON LINEUPS

DATE	RESULT	OPP	GK	DEFENDERS	MIDFIELDERS	FORWARDS
3/29	W 4-0	vs LA	Coundoul	Burciaga Jr., Keel, Erpen, Kimura	Clark, LaBrocca, C. Gomez (O'Brien 71), DiRaimondo (Mastroeni 81), Cooke	Cummings (H. Gomez 68)
4/5	L 2-3	at KC	Coundoul	Burciaga Jr. (Gomes 89), Keel, Erpen, Kimura	Clark (Mastroeni 64), LaBrocca, (H. Gomez 64), C. Gomez, DiRaimondo, Cooke	Cummings
4/12	W 1-0	at NE	Coundoul	Burciaga Jr., Keel, Erpen, Kimura (Gray 80)	Clark, LaBrocca, C. Gomez, (McManus 45), DiRaimondo, Cooke	Cummings (H. Gomez 78)
4/19	L 0-2	vs SJ	Coundoul	Burciaga Jr., Keel, Erpen, Kimura (Gomes 45)	Clark, LaBrocca, C. Gomez, DiRaimondo (H. Gomez 45), Cooke	Cummings (McManus 69)
4/26	L 1-2	at CHI	Coundoul	Burciaga Jr. (Peterson 85), Keel, Erpen, Gray	Clark, LaBrocca, C. Gomez, Cooke (H. Gomez 59), Mastroeni (Gomes 70)	McManus
5/4	W 2-0	vs DC	Coundoul	Harvey, Ihemelu, Erpen, Kimura	Peterson (Cooke 71), LaBrocca, Mastroeni, C. Gomez (Clark 73)	McManus, Cummings (H. Gomez 61)
5/10	L 1-2	at HOU	Coundoul	Harvey (Clark 88), Ihemelu, Erpen, Kimura	Peterson, LaBrocca, Mastroeni, C. Gomez (Ballouchy 80)	McManus (H. Gomez 65), Cummings
5/15	W 2-0	vs RSL	Coundoul	Kimura, Ihemelu, Erpen	Clark, Peterson, LaBrocca, Mastroeni, C. Gomez	H. Gomez (Harvey 84), Cummings
5/24	L 1-2	vs CHV	Coundoul	Kimura, Ihemelu, Erpen	Clark, Peterson (McManus 58), LaBrocca, Mastroeni (Gomes 53), C. Gomez (Casey 84)	H. Gomez, Cummings
6/1	W 2-1	vs DAL	Burpo	Ihemelu, Gomes, Erpen	Clark (Cooke 64), Peterson (Harvey 78), LaBrocca, Mastroeni, C. Gomez	McManus, Casey (Cummings 45)
6/7	L 2-3	at LA	Burpo	Ihemelu, Gomes (H. Gomez 77), Erpen, Harvey	Clark, Peterson (Ballouchy 45), LaBrocca, C. Gomez	McManus, Casey (Cummings 60)
6/14	L 1-3	at TOR	Burpo	Zambrano, Keel, Kimura (C. Gomez 45), Harvey	Peterson, LaBrocca, DiRaimondo (Gomes 78), Clark	McManus, Cummings (Casey 64)
6/21	T 0-0	vs HOU	Burpo	Ihemelu, Mastroeni, Erpen	Clark, Peterson (Cooke 45), LaBrocca, DiRaimondo (Casey 68), C. Gomez (Ballouchy 50)	McManus, Cummings
6/28	L 1-2	at CLB	Coundoul	Ihemelu (H. Gomez 87), Mastroeni, Erpen, Harvey	Cooke, LaBrocca, DiRaimondo (Ballouchy 75), Clark	McManus (Cummings 77), Casey
7/4	W 4-0	vs NY	Coundoul	Ihemelu, Mastroeni, Erpen	Clark, Cooke, LaBrocca, Ballouchy, C. Gomez (DiRaimondo 52)	McManus (H. Gomez 72), Casey (Cummings 45)
7/12	T 1-1	at SJ	Coundoul	Ihemelu, Mastroeni, Erpen	Clark, Cooke, LaBrocca, Ballouchy, C. Gomez (DiRaimondo 69)	McManus (Cummings 57), Casey (Burciaga Jr. 90+)
7/19	T 2-2	at DAL	Coundoul	Ihemelu, Mastroeni, Erpen	Clark (Peterson 83), Cooke, LaBrocca, Ballouchy, C. Gomez (Cummings 88)	H. Gomez (Burciaga Jr. 71), Casey
7/27	L 0-2	vs CLB	Coundoul	Ihemelu, Mastroeni, Erpen	Clark, Cooke, LaBrocca (Peterson 61), Ballouchy, C. Gomez	H. Gomez (Cummings 68), Casey
8/9	L 0-1	vs TOR	Coundoul	Burciaga Jr. (McManus 72), Ihemelu, Erpen	Clark, Cooke, Mastroeni, Ballouchy	Cummings, Casey (H. Gomez 60), C. Gomez (LaBrocca 60)
8/16	W 2-1	vs KC	Burpo	Burciaga Jr., Petke, Gibbs, Erpen	Peterson (H. Gomez 58), LaBrocca, Mastroeni, Ballouchy (Dalby 80), Cooke	Casey (McManus 88)
8/23	L 0-3	at DC	Burpo	Burciaga Jr., Petke, Gibbs, Erpen	Peterson (Clark 45), LaBrocca, Mastroeni, Ballouchy (Dalby 45, C. Gomez 58), Cooke	Casey
8/29	L 0-2	at RSL	Burpo	Burciaga Jr., Petke, Gibbs, Erpen (Kimura 57)	H. Gomez (C. Gomez 45), LaBrocca, DiRaimondo, Clark	Casey (McManus 69), Cummings
9/4	W 1-0	at DAL	Burpo	Harvey, Gibbs, Petke, Kimura	Cooke, LaBrocca, Mastroeni (DiRaimondo 52), Clark	McManus (Erpen 67), Casey (Cummings 82)
9/14	W 2-0	vs CHI	Burpo	Harvey, Gibbs, Petke (Ihemelu 66), Kimura	Cooke (Ballouchy 70), LaBrocca, Mastroeni, Clark	McManus (Casey 79), Cummings
9/20	T 1-1	vs NE	Burpo	Harvey, Gibbs, Petke, Kimura	Cooke, LaBrocca (Ballouchy 8), w Mastroeni, Clark	McManus (Casey 62), Cummings
9/27	W 5-4	at NY	Burpo	Harvey, Petke, Gibbs, Kimura	Ballouchy (Peterson 90+), LaBrocca (Cooke 79), Mastroeni, Clark	Casey, Cummings (Dalby 85)
10/4	L 1-3	vs HOU	Burpo	Harvey, Petke (Ihemelu 58), Gibbs, Kimura	Cooke, Ballouchy (Peterson 62), Mastroeni (LaBrocca 84), Clark	Casey, Cummings
10/12	L 2-3	at LA	Burpo	Harvey (Petke 84), Ihemelu, Gibbs, Kimura	Cooke (Burciaga Jr. 78), Ballouchy, Mastroeni, Clark, LaBrocca (Peterson 78)	McManus
10/19	W 2-1	at CHV	Coundoul	Harvey, Ihemelu, Petke (Erpen 71), Kimura (Cooke 65)	LaBrocca, Ballouchy, Mastroeni, Clark	Casey, McManus (Cummings 58)
10/25	T 1-1	vs RSL	Coundoul	Harvey, Ihemelu, Petke, Kimura	LaBrocca, Ballouchy (Peterson 80), Mastroeni, Clark	Casey (McManus 89), Cummings (Cooke 75)

2008 RAPIDS BOX SCORES

L.A. (0) vs. Colorado (4)

Match 29, 2008 • Attendance: 18,713

Scoring: COL—Cooke (unassisted) 10, COL—C. Gomez (penalty kick) 59, COL—Cummings (Cooke) 66, COL—Clark (Cooke) 80

	Shots	Saves	Fouls	Offsides	Cornerkicks
LA	3	1	15	6	4
COL	11	2	10	4	5

Colorado (2) at Kansas City (3)

April 5, 2008 • Attendance: 8,731

Scoring: KC—Conrad (Marinelli) 52, KC—Conrad (Marinelli) 54, COL—Burciaga (Clark) 57, COL—DiRaimondo (Cummings) 68, KC—Sealy (Jewsbury) 87

	Shots	Saves	Fouls	Offsides	Cornerkicks
COL	16	4	12	4	5
KC	16	2	13	3	7

Colorado (1) at New England (0)

April 12, 2008 • Attendance: 8,309

Scoring: COL—LaBrocca (Burciaga) 68

	Shots	Saves	Fouls	Offsides	Cornerkicks
COL	4	9	18	4	1
NE	17	0	16	3	4

San Jose (2) vs. Colorado (0)

April 19, 2008 • Attendance: 14,919

Scoring: SJ—O'Brien (Riley) 43, SJ—Kamara (Grabovoy) 61

	Shots	Saves	Fouls	Offsides	Cornerkicks
SJ	10	4	11	2	3
COL	13	4	8	3	2

Colorado (1) at Chicago (2)

April 26, 2008 • Attendance: 14,251

Scoring: CHI—Thorington (unassisted) 53, CHI—Thorington (unassisted) 84, COL—McManus (C. Gomez) 86

	Shots	Saves	Fouls	Offsides	Cornerkicks
COL	13	6	16	1	4
CHI	12	4	11	2	3

D.C. United (0) vs. Colorado (2)

May 4, 2008 • Attendance: 13,115

Scoring: COL—Peterson (C. Gomez) 53, COL—Erpen (Cooke, C. Gomez) 72

	Shots	Saves	Fouls	Offsides	Cornerkicks
DC	5	1	13	2	5
COL	17	2	12	1	10

Colorado (1) at Houston (2)

May 10, 2008 • Attendance: 14,251

Scoring: HOU—Ching (Holden) 43, COL—Cummings (C. Gomez) 68, HOU—De Rosario (penalty kick) 87

	Shots	Saves	Fouls	Offsides	Cornerkicks
COL	7	1	16	1	3
HOU	10	5	16	8	1

Salt Lake (0) vs. Colorado (2)

May 15, 2008 • Attendance: 11,414

Scoring: COL—Cummings (Clark, H. Gomez) 65, COL—C. Gomez (penalty kick) 83

	Shots	Saves	Fouls	Offsides	Cornerkicks
RSL	8	4	11	4	6
COL	11	3	11	0	7

Chivas USA (2) vs. Colorado (1)

May 24, 2008 • Attendance: 14,619

Scoring: CHV—Marsch (Braun) 45, CHV—Flores (Talley) 79, COL—McManus (unassisted) 80

	Shots	Saves	Fouls	Offsides	Cornerkicks
CHV	8	7	19	1	3
COL	13	1	10	1	5

Dallas (1) vs. Colorado (2)

June 1, 2008 • Attendance: 12,120

Scoring: COL—Casey (C. Gomez) 7, DAL—Oduro (unassisted) 44, COL—McManus (Gomes) 72

	Shots	Saves	Fouls	Offsides	Cornerkicks
DAL	6	6	11	8	6
COL	16	1	11	4	4

Colorado (2) at L.A. (3)

June 7, 2008 • Attendance: 25,129

Scoring: LA—Pires (unassisted) 4, LA—Buddle (Xavier) 32, LA—Allen (Vagenas, Duddle) 50, COL—Clark (Cummings) 73, COL—H. Gomez (unassisted) 82

	Shots	Saves	Fouls	Offsides	Cornerkicks
COL	11	1	11	4	7
LA	5	2	13	4	2

Colorado (1) at Toronto (3)

June 14, 2008 • Attendance: 20,135

Scoring: TOR—Dichio (unassisted) 37, TOR—Ricketts (unassisted) 58, TOR—Ricketts (Dichio) 67, COL—C. Gomez (unassisted) 80

	Shots	Saves	Fouls	Offsides	Cornerkicks
COL	13	2	7	2	5
TOR	15	7	7	1	5

Houston (0) vs. Colorado (0)

June 21, 2008 • Attendance: 13,220

Scoring: None

	Shots	Saves	Fouls	Offsides	Cornerkicks
HOU	9	1	12	1	3
COL	15	2	10	2	10

Colorado (1) at Columbus (2)

June 28, 2008 • Attendance: 12,254

Scoring: CLB—Schelotto (penalty kick) 53, COL—LaBrocca (Casey) 60, CLB—Ekpo (unassisted) 70

	Shots	Saves	Fouls	Offsides	Cornerkicks
COL	16	4	9	1	6
CLB	12	7	12	4	4

New York (0) vs. Colorado (4)

July 4, 2008 • Attendance: 18,776

Scoring: COL—McManus (Clark, Erpen) 24, COL—Ballouchy (Cooke, Casey) 37, COL—Clark (unassisted) 49, COL—Cummings (McManus, Ballouchy) 68

	Shots	Saves	Fouls	Offsides	Cornerkicks
NY	5	1	13	1	3
COL	12	2	11	4	1

Colorado (1) at San Jose (1)

July 12, 2008 • Attendance: 9,107

Scoring: SJ—Johnson (Corrales) 62, COL—Casey (Cooke) 69

	Shots	Saves	Fouls	Offsides	Cornerkicks
COL	8	4	11	8	1
SJ	8	3	13	1	2

2008 RAPIDS BOX SCORES

Colorado (2) at Dallas (2)

July 19, 2008 • Attendance: 12,289

Scoring: COL—H. Gomez (Ballouchy) 5, DAL—Cooper (penalty kick) 49, DAL—Toja (Cooper, Saragosa) 64, COL—Casey (C. Gomez, Cooke) 67

	Shots	Saves	Fouls	Offsides	Cornerkicks
COL	10	7	11	2	5
DAL	15	1	17	3	4

Columbus (2) vs. Colorado (0)

July 27, 2008 • Attendance: 10,647

Scoring: CLB—Lenhart (Miglioranzi) 21, CLB—Garey (Evans) 75

	Shots	Saves	Fouls	Offsides	Cornerkicks
CLB	5	7	17	3	0
COL	23	1	8	1	17

Toronto (1) vs. Colorado (0)

August 9, 2008 • Attendance: 11,752

Scoring: TOR—Barrett (unassisted) 44

	Shots	Saves	Fouls	Offsides	Cornerkicks
TOR	8	10	15	4	1
COL	21	1	15	0	5

Kansas City (1) vs. Colorado (2)

August 16, 2008 • Attendance: 10,609

Scoring: COL—Casey (Cooke, Ballouchy) 11, KC—Harrington (unassisted) 44, COL—Casey (unassisted) 47

	Shots	Saves	Fouls	Offsides	Cornerkicks
KC	10	5	5	3	7
COL	17	4	14	2	5

Colorado (0) at D.C. United (3)

August 23, 2008 • Attendance: 17,283

Scoring: DC—Vide (Emilio, Guerrero) 45, DC—Quaranta (Emilio) 82, DC—Kirk (unassisted) 87

	Shots	Saves	Fouls	Offsides	Cornerkicks
COL	8	4	9	1	4
DC	15	4	10	1	7

Colorado (0) at Salt Lake (2)

August 29, 2008 • Attendance: 15,257

Scoring: RSL—Espindola (Williams, Morales) 23, RSL—Espindola (Morales) 59

	Shots	Saves	Fouls	Offsides	Cornerkicks
COL	9	4	10	3	3
RSL	14	2	15	2	6

Colorado (1) at Dallas (0)

September 4, 2008 • Attendance: 7,140

Scoring: COL—Petke (Cooke) 60

	Shots	Saves	Fouls	Offsides	Cornerkicks
COL	9	7	12	2	4
DAL	15	3	10	0	10

Chicago (0) vs. Colorado (2)

September 14, 2008 • Attendance: 14,214

Scoring: COL—own goal (Busch) 31, COL—Cummings (Cooke) 38

	Shots	Saves	Fouls	Offsides	Cornerkicks
CHI	8	1	12	1	4
COL	9	3	12	0	2

New England (1) vs. Colorado (1)

September 20, 2008 • Attendance: 12,223

Scoring: COL—Clark (Cooke, McManus) 42, NE—Mansally (unassisted) 50

	Shots	Saves	Fouls	Offsides	Cornerkicks
NE	5	3	12	2	2
COL	13	2	13	5	3

Colorado (5) at New York (4)

September 27, 2008 • Attendance: 14,795

Scoring: COL—Cummings (unassisted) 3, NY—Magee (unassisted) 5, COL—Casey (Cummings) 11, NY—Angel (penalty kick) 34, NY—Richards (Pietravallo, Rojas) 40, COL—Petke (unassisted) 43, COL—Casey (penalty kick) 45, NY—Mbuta (Kandji) 74, COL—Casey (Ballouchy) 90

	Shots	Saves	Fouls	Offsides	Cornerkicks
COL	18	4	12	2	6
NY	11	6	15	2	3

Houston (3) vs. Colorado (1)

October 4, 2008 • Attendance: 12,496

Scoring: HOU—Ching (unassisted) 2, COL—Casey (unassisted) 7, HOU—Ching (Davis) 9, HOU—Clark (Ching, Mullan) 19

	Shots	Saves	Fouls	Offsides	Cornerkicks
HOU	8	5	9	3	2
COL	20	1	11	0	12

Colorado (2) at L.A. (3)

October 12, 2008 • Attendance: 27,000

Scoring: LA—Buddle (Franklin, Klein) 36, COL—Gibbs (Cooke) 43, LA—own goal (Ihemelu) 70, LA—McDonald (Pires) 80, COL—McManus (penalty kick) 88

	Shots	Saves	Fouls	Offsides	Cornerkicks
COL	12	2	13	4	4
LA	6	4	8	6	0

Colorado (2) at Chivas USA (1)

October 19, 2008 • Attendance: 13,427

Scoring: COL—Clark (Cummings, Cooke) 67, CHV—Bornstein (unassisted) 72, COL—Casey (penalty kick) 85

	Shots	Saves	Fouls	Offsides	Cornerkicks
COL	12	2	12	1	3
CHV	5	3	16	2	1

Salt Lake (1) vs. Colorado (1)

October 25, 2008 • Attendance: 16,047

Scoring: COL—Casey (Harvey) 19, RSL—Movsisyan (unassisted) 90

	Shots	Saves	Fouls	Offsides	Cornerkicks
RSL	12	5	10	1	4
COL	20	3	10	2	4

2007 RAPIDS

SEASON SUMMARY

After back-to-back appearances in the Western Conference Championship game, the Rapids expected big things in 2007. Unfortunately, a 10-game winless streak derailed Colorado's bid to reach the playoffs for a sixth straight year. Fernando Clavijo's squad made it close as they entered the final weekend of the season with the playoffs still within reach.

The season began with the opening of Dick's Sporting Goods Park and Herculez Gomez christened the new stadium with a goal 19 minutes into his debut as a member of the Rapids. Colorado went on to win the game 2-1 started the season 4-2-3, challenging for the lead in the Western Conference.

Starting with a three-game road trip, Colorado was unable to win a game in the months of June and July. The team picked up ties at Chicago and at Kansas City and battled to a draw with Columbus in front of a packed house on the Fourth of July.

August saw a turn around for the squad as they earned full points from a three-game home stand to close out the month. During this stretch they defeated both MLS Cup finalists, Houston (1-0) and New England (3-0), and



The 2007 season saw the opening of the Rapids' new home, Dick's Sporting Goods Park.

the David Beckham-less LA Galaxy in a game that saw Conor Casey, Colin Clark and Mike Petke score their first goals with the Rapids.

September produced another disappointing record of 0-2-3 and Colorado entered the final month of the season needing three wins in three games and some help from around the league. The Rapids avenged an early season loss at Toronto by beating the expansion franchise

1-0. The next weekend, Colorado traveled to take on the Western Conference leaders, Chivas USA. Ugo Ihemelu put the Rapids ahead, but Orlando Perez equalized in the 78th minute. Colorado wasn't done yet as Casey fought off defenders and took a Coundoul punt to the end line before slotting a perfect pass to Omar Cummings for the game winner.

The Rapids returned home for the final game of the regular season. A couple of missed chances in the first half had the team pressing for a goal and victory to keep them in the playoff hunt. The goal would not come and Real Salt Lake took advantage to win the game and the Rocky Mountain Cup, ending the Rapids season.

2007 RAPIDS INDIVIDUAL STATISTICS

2007 COLORADO RAPIDS STATISTICS (9-13-8, 35 pts.) THROUGH GAMES OF OCTOBER 20, 2007

#	POS	PLAYER	GP	GS	MIN	G	A	SHT	SOG	FC	FS	OFF	CK	C	E
7	MID	Jovan Kirovski	28	28	2161	6	1	36	14	38	19	16	1	3	0
10	M/F	Herculez Gomez	20	16	1537	4	2	51	22	38	46	17	23	6	0
19	FWD	Roberto Brown	13	8	696	3	0	14	4	31	11	16	0	2	1
26	FWD	Conor Casey (TOT)	17	11	1035	2	3	12	5	25	16	9	0	3	0
26	FWD	Conor Casey (COL)	15	11	977	2	3	12	5	23	16	9	0	3	0
23	MID	Colin Clark	16	16	1321	2	2	26	5	24	24	3	5	2	0
14	FWD	Omar Cummings	11	0	182	2	0	10	6	2	1	3	0	0	0
8	MID	Mehdi Ballouchy (TOT)	23	22	1853	1	2	35	10	40	39	5	40	8	1
8	MID	Mehdi Ballouchy (COL)	9	8	614	1	2	12	4	10	10	2	0	3	1
5	MID	*Kyle Beckerman	13	13	1125	1	2	19	8	19	19	0	0	5	0
3	DEF	Facundo Erpen (TOT)	26	25	2056	1	2	11	2	42	23	0	0	6	1
3	DEF	Facundo Erpen (COL)	15	14	1175	1	0	6	2	23	14	0	0	3	1
20	FWD	Nicolas Hernandez	21	17	1474	1	1	29	7	28	19	7	2	0	0
9	MID	Jose Cancela	11	5	611	1	0	15	8	6	24	1	23	0	0
18	DEF	Ugo Ihemelu	25	23	2018	1	0	7	4	40	34	0	0	4	2
15	MID	Jacob Peterson	24	10	1118	1	0	24	10	8	21	5	0	1	0
12	DEF	Mike Petke	24	24	2018	1	0	4	1	24	16	1	0	4	0
11	MID	Terry Cooke	29	28	2288	0	7	21	9	5	21	2	101	0	0
1	GK	Bounaoundoul	30	30	2668	0	1	0	0	3	5	0	0	3	0
25	M/D	Pablo Mastroeni	23	21	1865	0	1	9	0	46	24	0	0	7	1
21	MID	Nico Colaluca	4	0	62	0	0	1	0	1	0	0	0	0	0
4	DEF	Dan Gargan	15	11	1029	0	0	4	0	7	6	0	1	0	0
13	DEF	Stephen Keel	4	1	177	0	0	0	0	2	1	0	0	1	0
27	MID	Kosuke Kimura	4	4	360	0	0	2	1	3	3	0	0	1	0
22	MID	Nick LaBrocca	2	1	67	0	0	0	0	0	0	0	0	0	0
16	MID	Daniel Osorno	3	0	55	0	0	0	0	1	0	0	0	0	0
6	DEF	Brandon Prideaux	21	21	1770	0	0	7	4	30	26	0	0	4	1
29	MID	Tony Sanneh	9	5	524	0	0	4	1	7	1	0	0	2	0
31	GK	Zach Thornton	1	0	32	0	0	0	0	0	0	0	0	0	0
3	DEF	*Greg Vanney	9	9	780	0	0	6	1	13	5	0	0	3	0
33	DEF	Daniel Wasson	5	2	275	0	0	2	0	2	4	0	0	2	0
16	DEF	*Chris Wingert	6	4	446	0	0	1	1	8	2	0	0	1	0
28	MID	John DiRaimondo	0	0	0	0	0	0	0	0	0	0	0	0	0
2	DEF	Jordan Harvey	0	0	0	0	0	0	0	0	0	0	0	0	0
24	GK	Justin Hughes	0	0	0	0	0	0	0	0	0	0	0	0	0
32	DEF	Clifton Wilmes	0	0	0	0	0	0	0	0	0	0	0	0	0
		TEAM TOTALS	30	30	2700	29	22	322	117	444	403	82	156	60	7
		OPPONENT TOTALS	30	30	2700	34	32	320	161	403	444	117	119	56	4

GAME-WINNING GOALS: Jovan Kirovski 2, Roberto Brown 2, Nicolas Hernandez 1, Herculez Gomez 1, Omar Cummings 1, Conor Casey 1

GAME-WINNING ASSISTS: Terry Cooke 2, Kyle Beckerman 2, Pablo Mastroeni 1, Jovan Kirovski 1, Herculez Gomez 1, Conor Casey 1, Mehdi Ballouchy 1

PENALTY KICK GOALS/ATTEMPTS: Jovan Kirovski 4-4, Jose Cancela 1-1

COLORADO RAPIDS INDIVIDUAL GOALKEEPING

#	POS	GOALKEEPER	GP	GS	MIN	SHTS	SV	GA	GAA	PG	PA	W	L	T	SO
1	GK	Bounaoundoul	30	30	2668	158	120	32	1.08	2	2	9	12	8	9
31	GK	Zach Thornton	1	0	32	3	1	2	5.63	0	0	0	1	0	0
		TEAM TOTALS	30	30	2700	161	121	34	1.13	2	2	9	13	8	9
		OPPONENT TOTALS	30	30	2700	117	87	29	0.97	5	5	13	9	8	9

*Played with other teams in 2007. Only Colorado Rapids statistics listed here.

2007 RAPIDS REGULAR SEASON LINEUPS

DATE	RESULT	OPP	GK	DEFENDERS	MIDFIELDERS	FORWARDS
4/7	W 2-1	vs DC	Coandoul	Prideaux, Ihemelu, Petke, Vanney	Cooke, Beckerman, Kirovski (Mastroeni 60), Gomez	Brown, Hernandez (Peterson 79)
4/15	T 1-1	vs CHI	Coandoul	Prideaux, Ihemelu, Petke, Vanney	Cooke (Gargan 88), Beckerman, Kirovski (Mastroeni 29), Gomez	Brown, Hernandez
4/22	L 1-3	at DAL	Coandoul	Prideaux (Gargan 33), Ihemelu, Petke (Casey 81), Vanney	Cooke, Beckerman, Mastroeni, Gomez	Hernandez, Kirovski (Peterson 67)
4/30	W 2-0	at RSL	Coandoul	Ihemelu, Petke, Mastroeni, Vanney	Cooke (Colaluca 69), Beckerman, Kirovski, Gomez (Gargan 88)	Brown, Hernandez
5/5	L 1-3	vs HOU	Coandoul	Gargan, Petke, Mastroeni, Vanney	Cooke, Beckerman, Kirovski, Hernandez (Casey 61)	Gomez, Brown (Colaluca 72)
5/10	T 1-1	vs RSL	Coandoul	Gargan, Petke, Mastroeni, Vanney	Cooke (Peterson 90), Beckerman, Kirovski (Cancela 57), Gomez	Brown, Hernandez
5/13	W 1-0	at NY	Coandoul	Gargan, Petke, Mastroeni, Vanney, (Wingert 60)	Cooke (Ihemelu 77), Beckerman, Kirovski, Gomez	Brown (Peterson 88), Hernandez
5/19	T 1-1	vs KC	Coandoul	Gargan, Petke, Mastroeni, Wingert	Cooke (Colaluca 84), Beckerman, Kirovski (Ihemelu 59), Gomez (Peterson 69)	Brown, Hernandez
5/26	W 1-0	vs LA	Coandoul	Ihemelu, Petke, Mastroeni, Wingert	Cooke, Beckerman, Kirovski (Cancela 54), Hernandez	Brown (Casey 60), Gomez (Wasson 79)
6/2	L 1-2	at TOR	Coandoul	Ihemelu, Petke, Mastroeni, Wingert (Cummings 85)	Cooke (Peterson 46), Beckerman, Kirovski (Gargan 45+), Hernandez	Gomez, Casey
6/7	L 1-2	at HOU	Coandoul	Prideaux (Cummings 85), Ihemelu, Petke, Wingert	Peterson (Hernandez 71), Beckerman, Mastroeni, Cancela (Cooke 68)	Casey, Gomez
6/16	L 0-2	at CHV	Coandoul	Gargan, Ihemelu, Petke, Prideaux	Cooke, LaBrocca (Cancela 66), Kirovski, Peterson (Brown 57)	Casey, Gomez (Hernandez 80)
6/23	L 0-1	vs DAL	Coandoul	Prideaux (Brown 76), Ihemelu, Petke, Vanney	Cooke, Beckerman, Kirovski (Peterson 61), Hernandez	Casey (Cancela 37), Gomez
6/28	L 1-4	at DC	Coandoul	Gargan, Petke, Vanney, Prideaux	Cooke (Gargan 89), Mastroeni (Keel 71), Wasson (Brown 77), Clark	Peterson, Hernandez
7/1	T 0-0	at CHI	Coandoul	Gargan, Erpen, Ihemelu, Prideaux	Cooke (Brown 71), Mastroeni (Wasson 38), Kirovski, Clark	Peterson, Hernandez
7/4	T 0-0	vs CLB	Coandoul	Gargan, Erpen, Ihemelu, Prideaux	Cooke (Colaluca 73), Wasson, Kirovski, Clark (Cummings 81)	Peterson, Hernandez
7/8	L 0-1	vs NY	Coandoul	Gargan, Erpen, Ihemelu, Prideaux	Cooke, Beckerman (Wasson 45+), Kirovski, Clark (Gomez 45+)	Peterson, Hernandez (Brown 59)
7/22	T 2-2	at KC	Coandoul	Erpen, Ihemelu, Mastroeni, Prideaux	Cooke, Ballouchy, Cancela, Hernandez (Peterson 74)	Kirovski, Gomez (Cummings 84)
8/4	L 0-1	at DAL	Coandoul	Prideaux, Erpen, Ihemelu, Clark	Cooke (Osorno 59), Mastroeni, Cancela, Hernandez	Peterson, Kirovski (Gomez 59)
8/11	W 1-0	vs HOU	Coandoul	Gargan, Ihemelu, Petke (Casey 85), Prideaux	Cooke, Mastroeni, Kirovski, Clark	Gomez (LaBrocca 90+), Peterson (Erpen 78)
8/16	W 3-0	vs NE	Coandoul	Gargan (Sanneh 23), Erpen, Petke, Prideaux	Cooke, Mastroeni, Ballouchy (Cummings 58), Clark (Peterson 87)	Casey, Kirovski
8/26	W 3-0	vs LA	Coandoul	Ihemelu, Erpen, Petke, Prideaux	Cooke, Mastroeni, Ballouchy (Gomez 57), Clark (Osorno 82)	Casey, Kirovski
9/2	T 1-1	at CLB	Coandoul	Ihemelu, Erpen, Petke, Prideaux	Ballouchy (Hernandez 90+), Sanneh, Mastroeni (Gomez 47), Clark (Peterson 71)	Casey, Kirovski
9/8	L 1-3	at LA	Coandoul (Thornton 58)	Ihemelu, Erpen (Peterson 71), Petke, Prideaux	Cooke, Sanneh, Ballouchy, Clark	Kirovski, Gomez (Cummings 86)
9/16	T 1-1	vs CHV	Coandoul	Sanneh, Ihemelu, Petke (Keel 23), Erpen	Cooke, Mastroeni, Ballouchy (Peterson 54), Clark	Casey, Kirovski
9/22	L 0-1	at RSL	Coandoul	Kimura, Ihemelu, Keel, Prideaux	Cooke (Cummings 66), Sanneh, Ballouchy (Cancela 63), Clark	Kirovski, Peterson (Osorno 74)
9/29	L 0-1	at NE	Coandoul	Ihemelu, Erpen, Petke, Prideaux	Cooke, Sanneh (Ballouchy 13), Mastroeni, Clark (Cummings 62)	Kirovski, Peterson (Hernandez 90)
10/7	W 1-0	vs TOR	Coandoul	Kimura, Erpen, Petke, Prideaux	Cooke, Mastroeni, Ballouchy, Clark	Casey (Cummings 57, Keel 90+), Kirovski
10/14	W 2-1	at CHV	Coandoul	Kimura, Ihemelu, Petke, Prideaux	Cooke (Cummings 82), Erpen, Clark (Peterson 83)	Cancela (Sanneh 90+), Casey, Kirovski
10/21	L 0-1	vs RSL	Coandoul	Kimura, Ihemelu (Sanneh 40), Petke, Erpen	Cooke (Peterson 22), Mastroeni, Cancela, Clark	Casey, Kirovski (Cummings 61)

2007 RAPIDS BOX SCORES

D.C. United (1) vs. Colorado (2)

April 7, 2007 • Attendance: 18,086

Scoring: COL—Gomez (Cooke 19); COL—Brown (Cooke, Beckerman 35); DC—Emilio (Casal, B. Carroll 79)

	Shots	Saves	Fouls	Offsides	Cornerkicks
DC	13	3	17	6	2
COL	9	6	21	0	7

Chicago (1) vs. Colorado (1)

April 15, 2007 • Attendance: 12,110

Scoring: COL—Gomez (Hernandez,oundoul 58); CHI—Barrett (Rolfe 85)

	Shots	Saves	Fouls	Offsides	Cornerkicks
CHI	9	1	6	0	4
COL	3	2	15	2	0

Colorado (1) at Dallas (3)

April 22, 2007 • Attendance: 20,500

Scoring: DAL—Nunez (McCarty 29); COL—Kirovski (Cooke 34); DAL—Nunez (free kick 78); DAL—Oduro (Cooper 93+)

	Shots	Saves	Fouls	Offsides	Cornerkicks
COL	10	4	19	2	4
DAL	12	0	19	3	5

Colorado (2) at Salt Lake (0)

April 30, 2007 • Attendance: 14,173

Scoring: COL—Brown (unassisted 71); COL—Beckerman (unassisted 75)

	Shots	Saves	Fouls	Offsides	Cornerkicks
COL	11	4	11	6	3
RSL	11	2	8	5	3

Houston (3) vs. Colorado (1)

May 5, 2007 • Attendance: 10,719

Scoring: COL—Brown (unassisted 5); HOU—Ching (Davis 55); HOU—De Rosario (Clark 63); HOU—De Rosario (unassisted 68)

	Shots	Saves	Fouls	Offsides	Cornerkicks
HOU	11	2	12	4	6
COL	8	2	15	4	4

Salt Lake (1) vs. Colorado (1)

May 10, 2007 • Attendance: 13,458

Scoring: COL—own goal (Stewart 4); RSL—own goal (Mastroeni 15)

	Shots	Saves	Fouls	Offsides	Cornerkicks
RSL	11	5	8	4	7
COL	12	6	16	7	6

Colorado (1) at New York (0)

May 13, 2007 • Attendance: 7,802

Scoring: COL—Hernandez (Gomez, Beckerman 24)

	Shots	Saves	Fouls	Offsides	Cornerkicks
COL	9	7	10	5	6
NY	14	2	12	4	6

Kansas City (1) vs. Colorado (1)

May 19, 2007 • Attendance: 14,577

Scoring: COL—Kirovski (penalty kick 46+); KC—Arnaud (Johnson, Zavagnin 58)

	Shots	Saves	Fouls	Offsides	Cornerkicks
KC	10	2	9	4	2
COL	15	3	15	0	6

L.A. (0) vs. Colorado (1)

May 26, 2007 • Attendance: 18,458

Scoring: COL—Gomez (Cooke, Mastroeni 71)

	Shots	Saves	Fouls	Offsides	Cornerkicks
LA	5	4	11	1	1
COL	14	4	14	5	2

Colorado (1) at Toronto (2)

June 2, 2007 • Attendance: 20,195

Scoring: TOR—Dichio (Wynne, Boyens 9); TOR—Boyens (O'Brien 28); COL—Gomez (Casey 32)

	Shots	Saves	Fouls	Offsides	Cornerkicks
COL	10	8	18	2	3
TOR	14	2	15	6	8

Colorado (1) at Houston (2)

June 7, 2007 • Attendance: 12,017

Scoring: HOU—Ngwenya (Wondolowski, Mullan 3); COL—Cancela (penalty kick 12); HOU—Holden (Gray 63)

	Shots	Saves	Fouls	Offsides	Cornerkicks
COL	8	2	21	2	8
HOU	8	3	13	6	4

Colorado (0) at Chivas USA (2)

June 16, 2007 • Attendance: 10,490

Scoring: CHV—own goal (Cooke 49); CHV—Galindo (Marsch 63)

	Shots	Saves	Fouls	Offsides	Cornerkicks
COL	5	6	12	3	7
CHV	12	4	20	2	4

Dallas (1) vs. Colorado (0)

June 23, 2007 • Attendance: 16,128

Scoring: DAL—Toja (unassisted 62)

	Shots	Saves	Fouls	Offsides	Cornerkicks
DAL	8	2	20	3	2
COL	7	5	18	4	8

Colorado (1) at D.C. United (4)

June 28, 2007 • Attendance: 14,982

Scoring: COL—Peterson (Cooke, Clark 19); DC—Gomez (penalty kick 34); DC—Addley (Carreiro 71); DC—Carreiro (Addley 82); DC—Emilio (Gomez 87)

	Shots	Saves	Fouls	Offsides	Cornerkicks
COL	15	5	8	1	1
DC	18	3	12	4	2

Colorado (0) at Chicago (0)

July 1, 2007 • Attendance: 10,626

Scoring: None

	Shots	Saves	Fouls	Offsides	Cornerkicks
COL	11	3	13	3	3
CHI	7	4	9	9	2

Columbus (0) vs. Colorado (0)

July 4, 2007 • Attendance: 18,086

Scoring: None

	Shots	Saves	Fouls	Offsides	Cornerkicks
CLB	8	2	11	5	3
COL	10	3	15	4	6

2007 RAPIDS BOX SCORES

New York (1) vs. Colorado (0)

July 8, 2007 • Attendance: 12,708

Scoring: NY—Wolyniec (unassisted 19)

	Shots	Saves	Fouls	Offsides	Cornerkicks
NY	8	2	15	3	4
COL	15	2	10	3	7

Colorado (2) at Kansas City (2)

July 22, 2007 • Attendance: 7,101

Scoring: KC—Johnson (Arnaud, Victorine 24); COL—Kirovski (penalty kick 42); KC—Johnson (unassisted 43); COL—Erpen (Cooke 77)

	Shots	Saves	Fouls	Offsides	Cornerkicks
COL	15	2	20	4	7
KC	9	4	12	8	2

Colorado (0) at Dallas (1)

August 4, 2007 • Attendance: 12,820

Scoring: DAL—Moor (McCarty 31)

	Shots	Saves	Fouls	Offsides	Cornerkicks
COL	14	4	19	0	7
DAL	12	3	21	3	3

Houston (0) vs. Colorado (1)

August 11, 2007 • Attendance: 18,024

Scoring: COL—own goal (De Rosario 61)

	Shots	Saves	Fouls	Offsides	Cornerkicks
HOU	10	2	19	5	4
COL	4	4	12	0	3

New England (0) vs. Colorado (3)

August 16, 2007 • Attendance: 10,677

Scoring: COL—Kirovski (unassisted 10); COL—Kirovski (penalty kick 41); COL—Cummings (Clark 76)

	Shots	Saves	Fouls	Offsides	Cornerkicks
NE	5	4	10	2	1
COL	17	1	19	4	4

L.A. (0) vs. Colorado (3)

August 26, 2007 • Attendance: 18,086

Scoring: COL—Casey (Kirovski, Ballouchy 26); COL—Clark (unassisted 34); COL—Petke (unassisted 43)

	Shots	Saves	Fouls	Offsides	Cornerkicks
LA	5	1	7	1	3
COL	7	1	14	1	13

Colorado (1) at Columbus (1)

September 2, 2007 • Attendance: 16,036

Scoring: CLB—Gaven (Miglioranzi 46+); COL—Casey (Ballouchy, Gomez 84)

	Shots	Saves	Fouls	Offsides	Cornerkicks
COL	11	3	23	0	6
CLB	9	2	13	3	3

Colorado (1) at L.A. (3)

September 8, 2007 • Attendance: 22,881

Scoring: LA—Gordon (Vagenas 46); LA—Buddle (Jones, Vagenas 63); LA—Martino (Klein, Jones 70); COL—Ballouchy (unassisted 89)

	Shots	Saves	Fouls	Offsides	Cornerkicks
COL	17	4	12	6	8
LA	12	4	11	7	4

Chivas USA (1) vs. Colorado (1)

September 16, 2007 • Attendance: 14,503

Scoring: CHV—Kljestan (penalty kick 13); COL—Clark (Casey, Cooke 76)

	Shots	Saves	Fouls	Offsides	Cornerkicks
CHV	11	5	20	4	0
COL	15	5	13	1	9

Colorado (0) at Salt Lake (1)

September 22, 2007 • Attendance: 14,089

Scoring: RSL—K. Brown (unassisted 30)

	Shots	Saves	Fouls	Offsides	Cornerkicks
COL	12	4	16	2	4
RSL	12	5	13	5	4

Colorado (0) at New England (1)

September 29, 2007 • Attendance: 19,166

Scoring: NE—Smith (Joseph 88)

	Shots	Saves	Fouls	Offsides	Cornerkicks
COL	9	7	12	4	2
NE	16	3	16	4	7

Toronto (0) vs. Colorado (1)

October 7, 2007 • Attendance: 10,832

Scoring: COL—Kirovski (penalty kick 43)

	Shots	Saves	Fouls	Offsides	Cornerkicks
TOR	5	4	8	1	2
COL	7	3	17	3	2

Colorado (2) at Chivas USA (1)

October 14, 2007 • Attendance: 12,276

Scoring: COL—Ihemelu (unassisted 64); CHV—Perez (Kljestan, Lopez 78); COL—Cummings (Casey 90)

	Shots	Saves	Fouls	Offsides	Cornerkicks
COL	9	8	9	2	5
CHV	22	1	25	2	13

Salt Lake (1) vs. Colorado (0)

October 20, 2007 • Attendance: 14,777

Scoring: RSL—Findley (Talley 87)

	Shots	Saves	Fouls	Offsides	Cornerkicks
RSL	13	6	11	3	8
COL	13	3	7	2	5

2006 RAPIDS

SEASON SUMMARY

For the second consecutive year the Rapids battled in the Western Conference Championship and fell short to the team who would eventually take home the MLS Cup. The Rapids ended the 2006 regular season with a record of 11-13-8 for 41 points.

In the final match against rival Real Salt Lake, the Rapids clinched a win and retained the Rocky Mountain Cup in a must-win road game. The Rapids Reserves defeated the New York Red Bulls Reserves becoming the 2006 MLS Reserve Division Champions in just their second year of existence.

Captain Pablo Mastroeni was honored twice in the season. First, in May, Mastroeni was selected to join the United States National Team to represent the U.S. in the 2006 World Cup in Germany. He then was honored, along with teammate Joe Cannon, to compete in the 2006 Sierra Mist MLS All-Star Game against English Premier League champions Chelsea FC. Cannon shutout the English champions in the second half as the MLS All-Stars defeated the European giants 1-0. In July, Nicolas Hernandez, one of the Rapids' leading scorers,



Midfielder Pablo Mastroeni helped lead the Rapids to the Western Conference finals for a second consecutive year only to fall to the eventual champion Houston Dynamo.

was named MLS player of the week for his involvement in all four of the team's goals in their two wins that week. Cannon also took home the player of the week honors late in the season.

Five-year veteran Kyle Beckerman recorded a career high seven goals, tying with Hernandez, while Terry Cooke led the league with 12 assists. Rookie Jacob Peterson proved to be vital to the Rapids offense posting four goals and three assists and capturing the teams Rookie of the Year Award.

The 2006 campaign also marked the last season the Rapids would play at INVESCO Field at Mile High before moving into Dick's

Sporting Goods Park, the new Rapids soccer specific stadium. A goal on June 9 marked the Rapids 100th goal at INVESCO and was one of the nine wins the Rapids attained at home. The Rapids ended the regular season with an impressive home record of 9-4-1, laying the foundation for a new beginning at a new stadium next season.

2006 RAPIDS INDIVIDUAL STATISTICS

2006 COLORADO RAPIDS STATISTICS (11-13-8, 41 pts.) THROUGH GAMES OF OCTOBER 14, 2006

#	POS	PLAYER	GP	GS	MIN	G	A	SHT	SOG	FC	FS	OFF	CK	C	E
20	FWD	Nicolas Hernandez	30	29	2524	7	6	37	18	43	57	29	33	3	0
5	MID	Kyle Beckerman	31	31	2790	7	2	57	27	41	42	2	0	8	0
7	F/M	Jovan Kirovski	26	22	1865	5	2	40	16	21	23	20	0	3	0
15	FWD	Jacob Peterson	28	17	1548	4	3	16	8	13	12	8	0	1	0
19	M/D	Dedi Ben Dayan	16	12	927	4	2	26	11	11	11	7	0	1	0
30	FWD	Thiago Martins (TOT)	26	14	1404	3	4	47	20	44	38	22	0	6	0
30	FWD	Thiago Martins (COL)	25	14	1393	3	4	46	19	44	38	22	0	6	0
9	M/F	Clint Mathis	25	16	1346	2	1	31	9	19	14	1	39	3	1
14	FWD	Fabrice Noel	9	3	371	1	0	11	7	6	19	3	0	0	0
33	DEF	Daniel Wasson	17	7	714	1	0	12	6	8	6	1	0	1	0
11	MID	Terry Cooke	23	22	1997	0	12	31	13	3	18	1	91	0	0
3	DEF	Eric Denton	22	22	1890	0	2	10	1	22	13	3	7	2	1
2	D/M	Hunter Freeman	27	24	2131	0	1	8	2	29	29	0	0	7	1
4	DEF	Dan Gargan	22	15	1482	0	1	7	3	31	12	0	0	6	0
18	DEF	Aitor Karanka	27	27	2414	0	1	11	4	25	25	0	0	3	0
10	FWD*	Jean Philippe Peguero	2	2	168	0	1	3	0	3	3	0	0	0	0
1	GK	Joe Cannon	28	28	2440	0	0	0	0	0	1	0	0	0	0
23	FWD	Colin Clark	7	3	298	0	0	4	1	3	4	0	3	2	0
24	GK	Bounaoundoul	5	4	440	0	0	0	0	0	1	0	0	2	0
21	MID	Matt Crawford	2	2	138	0	0	0	0	2	3	0	0	0	0
13	FWD*	Cornell Glen	1	0	13	0	0	0	0	1	0	1	0	0	0
8	FWD	Luchi Gonzalez	2	0	8	0	0	0	0	1	0	0	0	0	0
25	M/D	Pablo Mastroeni	20	20	1779	0	0	2	0	40	27	0	0	6	1
10	MID	Alain Nkong	5	2	199	0	0	2	0	6	1	0	0	0	0
12	DEF	Mike Petke	26	26	2256	0	0	7	1	37	13	0	0	10	2
13	FWD	Melvin Tarley	3	0	34	0	0	3	3	1	1	2	0	0	0
16	DEF	Chris Wingert	10	4	446	0	0	0	0	10	5	0	0	1	0
31	FWD	Sasha Gotsmanov	0	0	0	0	0	0	0	0	0	0	0	0	0
26	DEF	Jordan Harvey	0	0	0	0	0	0	0	0	0	0	0	0	0
22	GK	Matt Jordan	0	0	0	0	0	0	0	0	0	0	0	0	0
27	DEF	Stephen Keel	0	0	0	0	0	0	0	0	0	0	0	0	0
32	FWD	Aaron King	0	0	0	0	0	0	0	0	0	0	0	0	0
TEAM TOTALS			32	32	2880	36	38	364	149	420	402	100	173	65	6
OPPONENT TOTALS			32	32	2880	49	45	336	168	419	409	138	122	51	3

GAME-WINNING GOALS: Nicolas Hernandez 6, Jacob Peterson 1, Clint Mathis 1, Dedi Ben Dayan 1, Kyle Beckerman 1

GAME-WINNING ASSISTS: Thiago Martins 3, Terry Cooke 3, Nicolas Hernandez 2, Jacob Peterson 1, Dan Gargan 1, Eric Denton 1, Kyle Beckerman 1

PENALTY KICK GOALS/ATTEMPTS: Jovan Kirovski 2-2, Kyle Beckerman 1-1

COLORADO RAPIDS INDIVIDUAL GOALKEEPING

#	POS	GOALKEEPER	GP	GS	MIN	SHTS	SV	GA	GAA	PG	PA	W	L	T	SO
24	GK	Bounaoundoul	5	4	440	22	15	7	1.43	1	1	2	2	1	2
1	GK	Joe Cannon	28	28	2440	146	99	42	1.55	3	4	9	11	7	7
TEAM TOTALS			32	32	2880	168	114	49	1.53	4	5	11	13	8	9
OPPONENT TOTALS			32	32	2880	149	103	36	1.13	3	3	13	11	8	8

*Played with other teams in 2006. Only Colorado Rapids statistics listed here.

2006 RAPIDS REGULAR SEASON LINEUPS

DATE	RESULT	OPP	GK	DEFENDERS	MIDFIELDERS	FORWARDS
4/2	L 2-5	at HOU	Cannon	Denton, Mastroeni, Petke, Wingert	Beckerman, Mathis (Noel 13), Cooke	Ben-Dayan (Freeman 34), Kirovski, Hernandez (Glen 77)
4/8	W 3-1	vs CLB	Cannon	Freeman, Petke, Wingert, Denton	Cooke, Beckerman, Hernandez (Gargan 75), Kirovski	Noel (Peterson 69), Peguero (Gonzalez 83)
4/15	T 2-2	vs DAL	Cannon	Freeman, Mastroeni, Wingert, Denton (Peterson 78)	Cooke, Beckerman, Kirovski, Hernandez	Noel (Mathis 59), Peguero (Ben-Dayan 85)
4/29	L 0-1	vs HOU	Cannon	Freeman (Peterson 68), Denton, Petke, Mastroeni	Beckerman, Cooke, Ben-Dayan (Clark 77), Mathis	Hernandez, Kirovski (Martins 83)
5/6	W 2-1	vs DC	Cannon	Freeman, Petke (Ben-Dayan 80), Karanka, Denton	Mastroeni, Beckerman, Mathis (Wasson 87), Cooke	Kirovski, Hernandez (Martins 89)
5/13	L 0-1	at CLB	Cannon (Coundoul 10)	Freeman, Karanka, Petke	Cooke, Beckerman, Ben-Dayan (Mathis 82), Kirovski, Denton (Martins 77)	Peterson, Hernandez
5/20	W 1-0	at LA	Coundoul	Freeman, Karanka, Petke, Denton	Cooke, Beckerman, Hernandez (Wingert 78), Ben-Dayan (Martins 46), Kirovski	Peterson (Gargan 64)
5/27	T 2-2	at RSL	Coundoul	Wingert, Freeman, Petke, Denton	Cooke, Beckerman, Kirovski, Mathis (Wasson 80), Ben-Dayan (Noel 66)	Peterson
5/31	W 1-0	vs LA	Coundoul	Freeman, Petke, Karanka	Denton, Cooke, Beckerman, Ben-Dayan (Martins 79), Mathis (Wasson 67)	Peterson, Kirovski (Gargan 90+)
6/3	L 1-4	at CHV	Cannon	Freeman, Petke, Karanka, Denton (Hernandez 71)	Cooke, Beckerman, Kirovski, Ben-Dayan	Mathis (Martins 82), Peterson (Wasson 59)
6/9	W 1-0	vs RSL	Cannon	Freeman, Petke, Karanka	Cooke (Wasson 82), Beckerman, Kirovski, Peterson (Gargan 66), Denton	Mathis (Martins 58), Hernandez
6/21	T 1-1	vs CHV	Cannon	Freeman, Petke, Karanka, Denton	Cooke, Beckerman, Mathis (Martins 61), Ben-Dayan (Peterson 78)	Hernandez, Kirovski
6/24	L 0-1	at DAL	Cannon	Freeman (Gargan 60), Karanka, Petke, Denton	Cooke, Beckerman, Hernandez (Noel 78), Kirovski (Mathis 71), Ben-Dayan	Martins
7/4	W 3-2	vs NE	Cannon	Freeman, Petke, Karanka, Denton	Cooke (Gargan 89), Beckerman, Ben-Dayan (Peterson 65), Mastroeni	Hernandez (Mathis 78), Kirovski
7/8	W 1-0	vs KC	Cannon	Freeman (Gargan 46), Petke, Karanka, Denton	Cooke, Beckerman, Ben-Dayan (Mathis 76), Mastroeni	Hernandez, Kirovski (Martins 57)
7/14	L 0-1	at NY	Cannon	Gargan (Peterson 80), Petke, Karanka, Denton	Cooke, Beckerman, Kirovski (Mathis 69), Mastroeni, Hernandez	Martins (Ben-Dayan 65)
7/20	T 3-3	vs CHV	Cannon	Gargan, Petke, Karanka	Cooke, Beckerman, Ben-Dayan (Peterson 79), Mastroeni, Denton	Hernandez (Martins 56), Kirovski (Mathis 56)
7/26	W 1-0	at HOU	Cannon	Gargan, Mastroeni (Wingert 77) (Freeman 90), Karanka	Denton, Mathis, Cooke, Beckerman, Wasson	Hernandez, Martins (Peterson 85)
7/29	L 1-4	at DAL	Cannon	Gargan, Karanka, Petke, Denton	Cooke, Beckerman, Noel (Ben-Dayan 64), Wasson (Mathis 77), Peterson (Kirovski 60)	Hernandez
8/9	L 1-4	vs RSL	Cannon	Freeman (Martins 66), Karanka, Petke, Denton	Beckerman, Cooke, Wasson, Hernandez	Kirovski (Noel 46), Mathis (Peterson 46)
8/12	W 1-0	vs LA	Cannon	Freeman, Mastroeni, Karanka, Gargan	Peterson, Beckerman, Wasson, Hernandez	Martins (Noel 75), Kirovski (Gonzalez 89)
8/19	T 1-1	at DC	Cannon	Freeman, Gargan, Beckerman, Petke	Peterson, Karanka, Hernandez, Mastroeni	Martins, Wasson (Clark 83)
8/26	L 0-1	at CHI	Cannon	Freeman, Karanka, Petke (Nkong 83), Gargan	Hernandez, Beckerman, Mastroeni, Wasson (Mathis 61)	Martins (Kirovski 72)
8/30	L 0-2	vs DAL	Cannon	Karanka, Denton (Clark 59), Petke (Wingert 46)	Kirovski (Noel 80), Mathis, Wasson, Peterson, Gargan	Hernandez, Martins
9/2	W 1-0	at RSL	Cannon	Freeman, Karanka, Mastroeni, Gargan	Beckerman, Mathis (Wingert 82), Peterson (Nkong 65), Clark (Wasson 77)	Hernandez, Martins
9/9	L 1-4	at KC	Cannon	Gargan, Karanka (Wingert 86), Mastroeni, Denton	Peterson (Nkong 59), Beckerman, Mathis (Wasson 82), Clark	Kirovski, Hernandez
9/13	W 1-0	vs CHI	Cannon	Freeman, Karanka, Petke	Crawford (Wingert 86), Nkong (Peterson 79), Beckerman, Mastroeni, Hernandez	Kirovski (Cooke 65), Martins
9/16	T 0-0	at LA	Cannon	Gargan, Karanka, Petke, Freeman	Mastroeni, Beckerman, Peterson (Clark 66), Mathis (Wasson 90+), Hernandez	Martins
9/23	L 0-1	at CHV	Cannon	Gargan, Karanka, Petke, Freeman	Hernandez, Beckerman, Mastroeni, Mathis (Tarley 81)	Peterson, Martins (Kirovski 68)
9/30	L 1-3	at NE	Cannon	Gargan, Karanka, Petke	Freeman, Hernandez (Tarley 84), Beckerman, Mastroeni (Wasson 87)	Mathis, Clark (Peterson 56), Martins
10/7	T 1-1	vs NY	Cannon	Karanka, Petke, Freeman	Cooke, Gargan, Beckerman, Mastroeni, Peterson	Hernandez, Martins (Tarley 71)
10/14	T 3-3	at HOU	Cannon	Gargan, Karanka (Kirovski 78), Mastroeni, Crawford (Freeman 52)	Beckerman, Cooke, Nkong (Wasson 57), Hernandez, Peterson	Martins

2006 RAPIDS BOX SCORES

Colorado (2) at Houston (5)

April 2, 2006 • Attendance: 25,462

Scoring: HOU—Ching (Barrett, De Rosario 13); COL—Beckerman (Ben Dayan 14); HOU—Ching (Mullan, De Rosario 37), Ching (Mullan, De Rosario 44); COL—Kirovski (unassisted 52); HOU—Ching (De Rosario 72), Moreno (unassisted 92+)

	Shots	Saves	Fouls	Offside	Corner Kicks
COL	7	1	20	1	7
HOU	10	3	20	2	3

Colorado (3) vs. Columbus (1)

April 8, 2006 • Attendance: 12,124

Scoring: CLB—Marshall (Szetela 10); COL—Kirovski (Cooke, Peguero 34), Beckerman (Cooke, Hernandez 50), Noel (Cooke 67)

	Shots	Saves	Fouls	Offside	Corner Kicks
CLB	14	5	12	4	4
COL	14	6	23	2	7

Colorado (2) vs. Dallas (2)

April 15, 2006 • Attendance: 8,160

Scoring: DAL—Vanney (unassisted 5), Mina (unassisted 25); COL—Kirovski (penalty kick 39), Own Goal (Goodson 45+)

	Shots	Saves	Fouls	Offside	Corner Kicks
DAL	8	3	22	3	2
COL	12	0	11	4	4

Colorado (0) vs. Houston (1)

April 29, 2006 • Attendance: 7,225

Scoring: HOU—Ching (unassisted 16)

	Shots	Saves	Fouls	Offside	Corner Kicks
HOU	10	3	17	6	4
COL	14	3	15	2	6

Colorado (2) vs. D.C. United (1)

May 6, 2006 • Attendance: 18,225

Scoring: DC—Gomez (Gros, Eskandarian 49); COL—Kirovski (penalty kick 54), Hernandez (Cooke 84)

	Shots	Saves	Fouls	Offside	Corner Kicks
DC	15	6	12	3	3
COL	8	6	22	3	3

Colorado (0) at Columbus (1)

May 13, 2006 • Attendance: 8,920

Scoring: CLB—Grabavoy (unassisted 74)

	Shots	Saves	Fouls	Offside	Corner Kicks
COL	12	2	12	3	3
CLB	6	3	19	7	6

Colorado (1) at L.A. (0)

May 20, 2006 • Attendance: 19,713

Scoring: COL—Peterson (Denton 14)

	Shots	Saves	Fouls	Offside	Corner Kicks
COL	7	5	15	2	2
LA	17	3	17	4	6

Colorado (2) at Salt Lake (2)

May 27, 2006 • Attendance: 13,016

Scoring: COL—Kirovski (unassisted 33); RSL—Cunningham (penalty kick 73); COL—Wasson (Cooke 84); RSL—Kreis (Cunningham, Talley 88)

	Shots	Saves	Fouls	Offside	Corner Kicks
COL	14	1	10	1	5
RSL	11	4	9	6	2

Colorado (1) vs. L.A. (0)

May 31, 2006 • Attendance: 6,819

Scoring: COL—Ben-Dayan (Cooke 33)

	Shots	Saves	Fouls	Offside	Corner Kicks
LA	7	2	14	7	3
COL	16	4	6	4	6

Colorado (1) at Chivas USA (4)

June 3, 2006 • Attendance: 8,906

Scoring: CHV—Own Goal (Petke 6), Razov (Garcia 24); COL—Ben Dayan (Peterson, Mathis 31); CHV—Mendoza (Palencia, Razov 76), Palencia (Mendoza, Razov 85)

	Shots	Saves	Fouls	Offside	Corner Kicks
COL	13	3	7	2	4
CHV	12	3	8	5	1

Colorado (1) vs. Salt Lake (0)

June 9, 2006 • Attendance: 12,920

Scoring: COL—Hernandez (unassisted 16)

	Shots	Saves	Fouls	Offside	Corner Kicks
RSL	7	1	7	7	5
COL	12	5	12	2	4

Colorado (1) vs. Chivas USA (1)

June 21, 2006 • Attendance: 6,692

Scoring: CHV—Garcia (Razov, Mendoza 10); COL—Ben-Dayan (Denton 58)

	Shots	Saves	Fouls	Offside	Corner Kicks
CHV	4	3	13	5	0
COL	17	1	14	4	10

Colorado (0) at Dallas (1)

June 24, 2006 • Attendance: 13,280

Scoring: DAL—Cooper (Ruiz, Mulrooney 32)

	Shots	Saves	Fouls	Offside	Corner Kicks
COL	13	6	8	5	8
DAL	18	5	12	4	7

Colorado (3) vs. New England (2)

July 4, 2006 • Attendance: 39,205

Scoring: COL—Hernandez (Cooke 13); NE—Dempsey (Dorman 26); COL—Beckerman (Hernandez, Cooke 45+), Hernandez (Peterson 69); NE—Twellman (Dorman, Heaps 90+)

	Shots	Saves	Fouls	Offside	Corner Kicks
NE	13	3	14	6	4
COL	13	3	13	4	4

Colorado (1) vs. Kansas City (0)

July 8, 2006 • Attendance: 4,907

Scoring: COL—Mathis (Martins, Hernandez 90+)

	Shots	Saves	Fouls	Offside	Corner Kicks
KC	10	3	8	5	4
COL	8	1	10	6	3

Colorado (0) at New York (1)

July 15, 2006 • Attendance: 5,504

Scoring: NY—Guevara (penalty kick 35)

	Shots	Saves	Fouls	Offside	Corner Kicks
COL	16	1	13	1	3
NY	11	4	14	7	3

2006 RAPIDS BOX SCORES

Colorado (3) vs. Chivas USA (3)

July 21, 2006 • Attendance: 28,215

Scoring: CHV—Palencia 9; COL—Ben-Dayan (Kirovski, Beckerman 10), Mathis (Cooke, Gargan 67); CHV—Bornstein 75, Bornstein (Vaughn 90); COL—Peterson (Cooke 90+)

	Shots	Saves	Fouls	Offside	Corner Kicks
CHV	13	1	10	4	4
COL	6	5	16	6	3

Colorado (1) vs. Houston (0)

July 26, 2006 • Attendance: 4,220

Scoring: COL—Hernandez (Martins 35)

	Shots	Saves	Fouls	Offside	Corner Kicks
HOU	13	1	13	3	3
COL	8	5	14	4	8

Colorado (1) at Dallas (4)

August 5, 2006 • Attendance: 18,329

Scoring: DAL—Rhine (Thompson, Nunez 8); COL—Beckerman 34; DAL—Nunez 71, Nunez 74, Cooper 90+

	Shots	Saves	Fouls	Offside	Corner Kicks
COL	11	7	7	5	7
DAL	15	2	7	5	3

Colorado (1) vs. Salt Lake (4)

August 9, 2006 • Attendance: 10,614

Scoring: RSL—Cunningham (Talley 25), Klein (Cunningham 63), Cunningham (penalty kick 76); COL—Martins (Karanka, Hernandez 85); RSL—Brown 90+

	Shots	Saves	Fouls	Offside	Corner Kicks
RSL	10	5	23	2	2
COL	12	2	11	2	5

Colorado (1) vs. Los Angeles (0)

August 12, 2006 • Attendance: 10,820

Scoring: COL—Hernandez (Beckerman, Martins 41)

	Shots	Saves	Fouls	Offside	Corner Kicks
LA	4	3	14	3	4
COL	10	2	15	4	7

Colorado (1) at D.C. United (1)

August 19, 2006 • Attendance: 18,000

Scoring: COL—Beckerman (Hernandez 32), DC—Gomez (Moreno 56)

	Shots	Saves	Fouls	Offside	Corner Kicks
COL	11	7	9	11	7
DC	15	6	6	12	6

Colorado (0) at Chicago (1)

August 26, 2006 • Attendance: 15,400

Scoring: CHI—Robinson (Armas 12)

	Shots	Saves	Fouls	Offside	Corner Kicks
COL	8	10	14	0	6
CHI	15	4	12	4	7

Colorado (0) vs. Dallas (2)

August 30, 2006 • Attendance: 4,328

Scoring: DAL—Nunez (O'Brien, Mulrooney 25), Mulrooney (Cooper, O'Brien 57)

	Shots	Saves	Fouls	Offside	Corner Kicks
DAL	9	2	15	2	1
COL	11	1	12	0	9

Colorado (1) at Salt Lake (0)

September 2, 2006 • Attendance: 17,343

Scoring: COL—Hernandez (Gargan 48)

	Shots	Saves	Fouls	Offside	Corner Kicks
COL	15	4	12	4	6
RSL	9	5	7	5	3

Colorado (1) at Kansas City (4)

September 9, 2006 • Attendance: 12,337

Scoring: KC—Sealy (unassisted 1); COL—Beckerman (Peterson 11); KC—van den Bergh 54, Arnaud (Burgiaga Jr. 56), Arnaud (Burgiaga Jr. 77)

	Shots	Saves	Fouls	Offside	Corner Kicks
COL	7	6	11	2	4
KC	17	2	11	3	8

Colorado (1) vs. Chicago (0)

September 13, 2006 • Attendance: 3,805

Scoring: COL—Own Goal (Curtin 3)

	Shots	Saves	Fouls	Offside	Corner Kicks
CHI	7	2	12	2	3
COL	13	5	13	1	3

Colorado (0) at L.A. (0)

September 16, 2006 • Attendance: 20,849

Scoring: None

	Shots	Saves	Fouls	Offside	Corner Kicks
COL	6	3	10	6	3
LA	7	3	12	1	9

Colorado (0) at Chivas USA (1)

September 30, 2006 • Attendance: 14,991

Scoring: CHV—Mendoza (Bornstein, Pablo Garcia 34)

	Shots	Saves	Fouls	Offside	Corner Kicks
COL	12	1	12	2	5
CHV	5	5	12	4	2

Colorado (1) at New England (3)

September 30, 2006 • Attendance: 17,093

Scoring: NE—Ralston 4, Abundis (Ralston 59), Dempsey (Twellman 79); COL—Beckerman 90

	Shots	Saves	Fouls	Offside	Corner Kicks
COL	16	4	17	5	8
NE	10	7	10	5	2

Colorado (1) vs. New York (1)

October 7, 2006 • Attendance: 14,615

Scoring: COL—Peterson (Martins, Freeman 4); NY—Guevara (Unassisted) 60

	Shots	Saves	Fouls	Offside	Corner Kicks
NY	6	4	19	2	4
COL	13	1	16	6	8

Colorado (3) at Houston (3)

October 14, 2006 • Attendance: 17,191

Scoring: HOU—Waibel (Moreno, Davis 2); COL—Martins (Hernandez, Cooke 21); HOU—Dalglish (Moreno 43); COL—Martins (Cooke 55); HOU—Waibel (Davis 73); COL—Peterson (Kirovski 88)

	Shots	Saves	Fouls	Offside	Corner Kicks
COL	7	1	18	0	5
HOU	8	2	12	4	3

2005 RAPIDS SEASON SUMMARY


In their 10th season, the 2005 Colorado Rapids exceeded expectations by steadily increasing their productivity on the field under first year Head Coach Fernando Clavijo. The team's season accelerated gradually and culminated with the Black & Blue advancing to host the Western Conference Championship match.

Clavijo was able to lead his first Rapids squad to the club's second-highest point total in team history. One of Clavijo's biggest acquisitions was forward Jeff Cunningham, who battled injuries early but overcame them to finish tied for third in the league in goal-scoring with 12 on the season.

Colorado posted a 4-1-1 combined record in July and August, with their only defeat coming to the Supporters Shield winners, San Jose, in the midst of the club's victories over three Eastern Conference playoff sides.

In October the Rapids won their first piece of hardware in franchise history when they defeated Real Salt Lake to claim the Rocky Mountain Cup trophy its inaugural year, while simultaneously solidifying their playoff position.

Colorado entered the 2005 MLS Playoffs as the number three seed in the West and faced FC Dallas in the



Kyle Beckerman was voted Rapids Most Improved Player in 2005.

opening round. The two sides battled to a scoreless draw at INVESCO Field at Mile High on October 22 in the first leg before traveling to Dallas.

In the second leg, Colorado took a first half lead behind a Cunningham goal but conceded an equalizer in the second half while playing a man down. In the overtime period, Dallas struck first but just a minute later Ritchie Kotschau equalized for Colorado. Goalkeeper Joe Cannon made the score line stand with multiple amazing saves and the game went to a penalty shootout. The first eight shooters scored but then Cannon saved a shot by Roberto Mina and Jean Philippe Peguero stepped up and knocked home

a goal to send the Rapids to the Western Conference Championship.

The Rapids hosted the Western Conference Championship match on November 5 and the club's first trip to a Conference Championship game since 1997. The Black & Blue battled valiantly against the eventual MLS Cup Champion Los Angeles Galaxy, but a brace by Landon Donovan ended the game 2-0.

2005 RAPIDS INDIVIDUAL STATISTICS

2005 COLORADO RAPIDS STATISTICS (13-13-6, 45 pts.) THROUGH GAMES OF OCTOBER 12, 2005

#	POS	PLAYER	GP	GS	MIN	G	A	SHT	SOG	FC	FS	OFF	CK	C	E	CP
11	FWD	Jeff Cunningham	26	17	1670	12	3	55	31	18	52	26	1	4	0	12
10	FWD	Jean Philippe Peguero	26	20	1842	7	6	48	20	52	45	27	0	6	1	25
20	FWD	Jovan Kirovski (TOT)	31	28	2334	5	5	62	25	32	43	19	36	4	0	19
20	FWD	Jovan Kirovski (COL)	7	7	630	1	1	14	5	7	7	6	4	2	0	9
22	MID	Alain Nkong	28	20	1732	5	4	48	18	46	46	0	1	9	0	36
19	M/D	Dedi Ben-Dayan	8	3	358	4	2	12	8	3	9	6	0	0	0	0
14	MID	Terry Cooke	20	17	1492	2	2	18	6	8	20	3	32	3	0	13
7	NON	Luchi Gonzalez	20	19	1449	2	2	22	14	21	46	19	7	1	0	5
16	DEF	Eric Denton	31	30	2693	1	5	23	4	41	27	5	42	5	0	21
19	MID	*Chris Henderson	8	8	661	1	5	5	2	7	9	6	15	0	0	0
5	MID	Kyle Beckerman	30	25	2343	1	4	24	8	60	38	0	7	5	0	24
20	MID	*Mark Chung	6	5	434	1	0	7	4	6	9	0	17	0	0	0
13	FWD	Wolde Harris	10	5	505	1	0	7	4	20	3	3	0	0	0	0
25	M/D	Pablo Mastroeni	14	12	943	1	0	5	3	14	16	0	0	3	1	15
26	FWD	Fabrice Noel	7	0	125	1	0	5	3	0	5	2	0	0	0	0
6	DEF	Mike Petke (TOT)	26	26	2250	1	0	7	4	40	16	1	0	7	0	33
6	DEF	Mike Petke (COL)	19	19	1623	0	0	3	2	30	12	1	0	6	0	28
4	MID	Dan Gargan	12	5	512	0	2	2	0	7	12	0	1	1	0	5
3	DEF	Ritchie Kotschau	28	25	2272	0	2	8	1	37	16	0	0	2	0	10
9	DEF	Nat Borchers	31	31	2721	0	1	13	2	32	24	0	0	7	1	30
28	MID	Leo Cullen	15	8	750	0	1	1	0	4	3	0	0	3	0	15
8	D/M	Hunter Freeman	20	14	1217	0	1	5	2	21	12	0	0	4	1	19
18	M/D	Guy Melamed	14	10	911	0	1	10	2	29	12	0	0	4	2	18
1	GK	Joe Cannon	27	27	2399	0	0	0	0	1	4	0	0	3	0	11
21	MID	Matt Crawford	4	3	256	0	0	1	0	1	4	0	2	0	0	0
27	GK	Byron Foss	6	5	481	0	0	0	0	0	0	0	0	1	0	2
31	FWD	Sasha Gotsmanov	1	0	21	0	0	0	0	0	0	0	1	0	0	0
2	DEF	Ricky Lewis	16	16	1298	0	0	1	1	23	13	0	0	2	0	7
30	MID	Amir Lowery	1	0	1	0	0	0	0	0	0	0	0	0	0	0
23	MID	Martin Morales	1	1	61	0	0	1	0	2	2	0	2	0	0	0
33	FWD	Eugene Sepuya	1	0	18	0	0	0	0	1	0	0	2	0	0	0
77	FWD	Diego Serna	1	0	13	0	0	1	1	0	0	1	0	1	0	3
TEAM TOTALS			32	32	2880	40	42	339	141	491	451	105	134	72	6	308
OPPONENT TOTALS			32	32	2880	37	33	390	165	472	476	75	165	45	3	212

GAME-WINNING GOALS: Jeff Cunningham 5, Terry Cooke 2, Jean Philippe Peguero 1, Fabrice Noel 1, Alain Nkong 1, Pablo Mastroeni 1, Jovan Kirovski 1, Eric Denton 1

GAME-WINNING ASSISTS: Jean Philippe Peguero 4, Eric Denton 2, Dedi Ben-Dayan 2, Guy Melamed 1, Ritchie Kotschau 1, Chris Henderson 1, Luchi Gonzalez 1, Hunter Freeman 1, Jeff Cunningham 1, Terry Cooke 1

PENALTY KICK GOALS/ATTEMPTS: Jeff Cunningham 2-3, Jean Philippe Peguero 1-1, Jovan Kirovski 1-1, Chris Henderson 1-1, Wolde Harris 1-1

COLORADO RAPIDS INDIVIDUAL GOALKEEPING

#	POS	GOALKEEPER	GP	GS	MIN	SHTS	SV	GA	GAA	PG	PA	W	L	T	SO
27	GK	Byron Foss	6	5	481	26	21	5	0.94	0	0	3	1	2	2
1	GK	Joe Cannon	27	27	2399	139	100	32	1.20	6	6	10	12	4	8
TEAM TOTALS			32	32	2880	165	121	37	1.16	6	6	13	13	6	10
OPPONENT TOTALS			32	32	2880	141	96	40	1.25	6	7	13	13	6	8

*Played with other teams in 2005. Only Colorado Rapids statistics listed here.

2005 RAPIDS REGULAR SEASON LINEUPS

DATE	RESULT	OPP	GK	DEFENDERS	MIDFIELDERS	FORWARDS
4/2	L 2-3	at KC	Cannon	Freeman, Borchers, Melamed Kotschau	Henderson, Beckerman, Morales, Mastroeni (Nkong 46)	Peguero (Cunningham 53), Harris
4/9	T 0-0	vs DAL	Cannon	Freeman, Borchers, Melamed, Kotschau	Chung, Beckerman (Cullen 55), Nkong (Denton 46), Henderson	Gonzalez, Harris
4/16	L 0-1	at RSL	Cannon	Freeman (Melamed 84), Borchers, Denton, Kotschau	Henderson, Beckerman (Cooke 61), Mastroeni, Chung,	Gonzalez (Nkong 67), Harris
4/23	W 2-0	vs CLB	Cannon	Borchers, Denton, Freeman, Kotschau	Henderson, Chung, Mastroeni, Cooke (Cullen 78), Nkong	Gonzalez
4/30	L 1-3	vs MET	Cannon	Freeman, Borchers, Kotschau, Denton (Cullen 73)	Cooke, Chung (Peguero 46), Nkong, Mastroeni, Henderson (Cunningham 60)	Gonzalez
5/8	L 2-3	at LA	Cannon	Freeman, Borchers, Kotschau, Denton	Cullen (Melamed 60), Beckerman, Chung, Henderson	Peguero (Cunningham 75), Gonzalez
5/14	W 2-1	vs CHV	Cannon	Freeman, Borchers, Kotschau, Lewis	Denton, Henderson (Cunningham 61), Beckerman (Nkong 71), Melamed	Gonzalez, Peguero (Cullen 83)
5/18	L 1-2	at DAL	Cannon	Lewis(Crawford 59), Borchers, Melamed, Kotschau	Henderson, Denton, Mastroeni (Beckerman 15), Nkong (Cunningham 70)	Gonzalez, Peguero
5/21	L 1-2	at CHI	Cannon	Lewis, Borchers, Kotschau, Melamed	Denton(Harris 75),Gonzalez, Beckerman, Nkong	Cunningham, Peguero
5/25	L 1-0	vs SJ	Cannon	Lewis, Borchers, Petke, Denton	Melamed, Crawford, Nkong (Freeman 66), Cullen (Beckerman 58)	Cunningham (Sepuya 72), Peguero
5/28	T 0-0	at NE	Cannon	Kotschau, Borchers, Denton, Petke, Lewis	Crawford (Freeman 78), Beckerman, Melamed	Cunningham (Nkong 89), Harris (Cullen 84)
6/11	L 0-1	at CLB	Cannon	Lewis, Borchers, Petke, Kotschau (Nkong 73)	Crawford(Cooke 57), Beckerman, Mastroeni (Cullen 61), Denton	Harris, Cunningham
6/15	W 1-0	vs LA	Cannon	Lewis, Borchers, Petke, Denton	Cullen, Mastroeni, Melamed, Gonzalez (Nkong 70)	Peguero (Gargan 76), Cunningham (Beckerman 63)
6/18	W 3-1	at CHV	Cannon	Lewis(Lowery 90), Borchers, Petke, Denton	Nkong, Beckerman, Cullen, Gonzalez (Gargan 78)	Cunningham (Harris 82), Peguero
6/25	L 1-3	vs DAL	Cannon	Lewis, Borchers, Petke, Denton (Harris 86)	Nkong, Beckerman, Mastroeni (Cullen 69), Gonzalez	Peguero, Cunningham
6/29	L 0-1	at SJ	Cannon	Lewis, Borchers, Petke, Denton (Harris 90)	Nkong (Peguero 71), Beckerman (Kotschau 52), Cullen, Melamed	Cunningham, Gonzalez
7/4	W 2-1	vs KC	Cannon	Lewis(Cooke 46), Borchers, Petke, Kotschau	Nkong(Gargan 83), Cullen, Denton, Gonzalez (Beckerman 46)	Cunningham, Peguero
7/16	T 1-1	at MET	Cannon	Lewis, Borchers, Petke, Kotschau	Nkong, Cooke, Cullen (Beckerman 55), Denton	Cunningham, Gonzalez
7/20	L 1-2	vs SJ	Cannon	Lewis, Borchers, Petke (Peguero 28), Kotschau	Cooke, Beckerman, Cullen, Denton	Cunningham (Harris 57), Gonzalez (Noel 61)
7/23	W 4-1	vs CHI	Cannon	Denton, Kotschau, Borchers, Lewis	Cooke (Gargan 58), Beckerman, Melamed, Nkong (Freeman 89)	Cunningham, Gonzalez (Peguero 63)
8/6	W 2-0	vs LA	Cannon	Kotschau, Freeman, Borchers, Petke (Gargan 80)	Cooke, Beckerman, Nkong, Denton	Cunningham (Gonzalez 73), Peguero (Melamed 90)
8/13	T 1-1	at SJ	Cannon	Kotschau, Petke, Freeman, Borchers	Cooke, Beckerman, Nkong, Denton	Peguero, Cunningham
8/17	W 2-0	vs NE	Cannon	Freeman (Mastroeni 46), Petke, Borchers, Kotschau	Denton, Beckerman, Nkong, Cooke (Ben-Dayan 70)	Gonzalez (Noel 57), Peguero
9/3	W 1-0	vs DC	Cannon	Freeman, Borchers, Petke, Kotschau	Cooke, Beckerman, Denton, Gargan (Noel 75)	Peguero, Gonzalez (Ben-Dayan 61)
9/10	L 1-4	at LA	Cannon	Freeman (Noel 73), Borchers, Petke, Kotschau	Beckerman, Gargan, Denton, Cooke	Ben-Dayan (Mastroeni 30), Gonzalez (Cunningham 46)
9/17	L 0-2	at DC	Cannon (Foss 59)	Lewis (Gargan 57), Kotschau, Petke	Cooke, Beckerman, Denton (Nkong 77), Kirovski, Mastroeni	Peguero, Cunningham
9/21	W 2-0	vs RSL	Foss	Borchers, Petke(Gargan 75), Kotschau	Kirovski, Beckerman, Mastroeni, Denton, Cooke	Cunningham (Ben Dayan 53), Peguero (Noel 86)
9/24	W 3-1	at CHV	Foss	Borchers, Mastroeni, Kotschau (Ben-Dayan 60)	Cooke(Freeman 87), Gargan, Beckerman, Nkong, Denton	Peguero (Serna 77), Kirovski
10/1	W 2-1	vs RSL	Foss	Gargan (Freeman 90), Borchers, Denton (Kotschau 89)	Cooke (Cunningham 64), Beckerman, Mastroeni, Nkong, Ben-Dayan	Kirovski, Peguero
10/5	T 1-1	vs CHV	Foss	Gargan (Cunningham 46), Petke, Borchers	Cooke (Kotschau 60), Beckerman, Nkong, Denton, Ben-Dayan	Kirovski, Peguero (Noel 81)
10/8	T 0-0	at DAL	Foss	Freeman, Borchers, Kotschau, Lewis (Ben-Dayan)	Beckerman, Cooke, Nkong (Peguero 46), Denton	Cunningham, Kirovski
10/12	W 1-0	at RSL	Cannon	Freeman, Borchers, Petke, Kotschau	Beckerman, Cooke (Gotsmanov 69), Nkong (Noel 72), Denton	Peguero (Cunningham 56), Kirovski

2005 RAPIDS BOX SCORES

Colorado (2) at Kansas City (3)

April 2, 2005 • Attendance: 13,484

Scoring: KC—Wolff (Victorine, Oshoniyi 34), Jewsbury (unassisted 40), Klein (Wolff 61); COL—Cunningham (Henderson, Borchers 54), Chung (Beckerman, Nkong 81)

	Shots	Saves	Fouls	Offside	Corner Kicks
COL	7	7	23	4	6
KC	18	1	11	4	3

Colorado (0) vs Dallas (0)

April 9, 2005 • Attendance: 9,253

Scoring: None

	Shots	Saves	Fouls	Offside	Corner Kicks
COL	8	2	10	1	7
DAL	14	4	15	3	4

Colorado (0) at Salt Lake (1)

April 16, 2005 • Attendance: 25,287

Scoring: RSL—Dunseth (Mathis 81)

	Shots	Saves	Fouls	Offside	Corner Kicks
COL	9	2	17	1	6
RSL	14	3	11	1	2

Colorado (2) vs Columbus Crew (0)

April 23, 2005 • Attendance: 10,165

Scoring: RSL—Mastroeni (Henderson, Gonzalez 2); Gonzales (Henderson 57)

	Shots	Saves	Fouls	Offside	Corner Kicks
COL	8	3	20	3	4
COL	13	1	12	5	6

Colorado (1) vs Metrostars (3)

April 30, 2005 • Attendance: 10,259

Scoring: MET—Guevara (penalty kick 23), Guevara (Gaven 26), Guevara (Ibrahim 73); COL—Cunningham (unassisted 90)

	Shots	Saves	Fouls	Offside	Corner Kicks
MET	9	4	12	3	5
COL	21	1	13	3	8

Colorado (2) at LA (3)

May 8, 2005 • Attendance: 20,104

Scoring: LA—Marshall (Donovan 21), Donovan (penalty kick 86), Donovan (penalty kick 88); COL—Peguero (Henderson, Cullen 27), Cunningham (penalty kick 88)

	Shots	Saves	Fouls	Offside	Corner Kicks
COL	3	4	18	6	3
LA	18	0	20	1	10

Colorado (2) vs Chivas USA (1)

May 14, 2005 • Attendance: 15,348

Scoring: COL—Henderson (penalty kick 30), Cunningham (Peguero, Melamed 78); CHV—Suarez (Ramirez, 67)

	Shots	Saves	Fouls	Offside	Corner Kicks
CHV	9	7	18	2	4
COL	17	1	17	3	5

Colorado (1) at Dallas (2)

May 18, 2005 • Attendance:

Scoring: COL—Peguero (Henderson 12); DAL—O'Brien (Nunez 61), Ruiz (Goodson, Johnson 77)

	Shots	Saves	Fouls	Offside	Corner Kicks
COL	9	5	19	4	7
DAL	13	2	15	5	5

Colorado (1) at Chicago (2)

May 21, 2005 • Attendance: 10,602

Scoring: CHI—Herron (Da Rosa Correa, Jaqua 13); COL—Nkong (Cunningham 49); CHI (Da Rosa Correa (Herron, Reiter 55)

	Shots	Saves	Fouls	Offside	Corner Kicks
COL	5	7	21	7	0
CHI	13	2	19	2	11

Colorado (0) vs San Jose (1)

May 25, 2005 • Attendance: 6,579

Scoring: SJ—Moreno (De Rosario, Barret 76)

	Shots	Saves	Fouls	Offside	Corner Kicks
SJ	14	7	20	0	4
COL	11	7	16	2	5

Colorado (0) at New England (0)

May 28, 2005 • Attendance: 12,317

Scoring: None

	Shots	Saves	Fouls	Offside	Corner Kicks
COL	5	7	15	5	5
NE	12	3	11	1	7

Colorado (0) at Columbus (1)

June 11, 2005 • Attendance: 11,224

Scoring: CLB—Glen (penalty kick 67)

	Shots	Saves	Fouls	Offside	Corner Kicks
COL	6	4	15	5	8
CLB	12	2	19	3	2

Colorado (1) vs LA (0)

June 15, 2005 • Attendance: 10,425

Scoring: COL—Cunningham (penalty 9)

	Shots	Saves	Fouls	Offside	Corner Kicks
LA	20	0	10	3	7
COL	4	7	14	6	1

Colorado (3) at Chivas USA (1)

June 18, 2005 • Attendance: 10,114

Scoring: COL—Cunningham (Gonzalez 30), Cunningham (Peguero 62), Cunningham (Gargan 78); CHV—Martins (penalty kick 83)

	Shots	Saves	Fouls	Offside	Corner Kicks
COL	13	0	22	1	4
CHV	13	3	12	2	5

Colorado (1) vs DAL (3)

June 25, 2005 • Attendance: 9,208

Scoring: DAL—Pitchkolan (unassisted 13), Rhine (O'Brien 85), Thompson (unassisted 88); COL—Gonzalez (unassisted 30)

	Shots	Saves	Fouls	Offside	Corner Kicks
DAL	13	3	12	2	5
COL	13	2	22	1	4

Colorado (0) vs San Jose (1)

June 29, 2005 • Attendance: 9,811

Scoring: SJ—De Rosario (Mullan, Nash 88)

	Shots	Saves	Fouls	Offside	Corner Kicks
COL	7	3	21	3	4
SJ	10	4	12	3	8

2005 RAPIDS BOX SCORES

Colorado (2) vs Kansas City (1)

July 4, 2005 • Attendance: 41,987

Scoring: KC—Klein (Pore 8), COL—Nkong (Denton 57), Cooke (unassisted 61)

	Shots	Saves	Fouls	Offside	Corner Kicks
KC	17	2	17	3	5
COL	15	5	11	1	5

Colorado (1) at Metrostars (1)

July 16, 2005 • Attendance: 8,324

Scoring: MET—Razov (unassisted 51), COL—Cunningham (Denton, Kotschau, 60)

	Shots	Saves	Fouls	Offside	Corner Kicks
COL	8	6	14	4	0
MET	21	1	9	2	9

Colorado (1) vs San Jose (2)

July 20, 2005 • Attendance: 6,974

Scoring: SJ—Mullan (unassisted 20), SJ—Chung (DeRosario 73), COL—Harris (penalty kick, 81)

	Shots	Saves	Fouls	Offside	Corner Kicks
SJ	9	4	14	2	4
COL	12	3	19	0	2

Colorado (4) vs Chicago (1)

July 23, 2005 • Attendance: 9,624

Scoring: CHI—Johnson (Rolfe 16), COL—Nkong (Cunningham, Beckerman 23), Denton (Kotschau 26), Cunningham (Nkong, Peguero, 75), Nkong (unassisted, 84)

	Shots	Saves	Fouls	Offside	Corner Kicks
CHI	11	2	14	2	4
COL	10	2	12	3	2

Colorado (2) vs LA (0)

August 6, 2005 • Attendance: 14,714

Scoring: COL—Cunningham (Cooke, 7), Peguero (unassisted, 30)

	Shots	Saves	Fouls	Offside	Corner Kicks
LA	6	6	6	0	4
COL	11	1	15	0	3

Colorado (1) at San Jose (1)

August 13, 2005 • Attendance: 9,103

Scoring: SJ—Clark (De Rosario, Moreno, 48), COL—Peguero (unassisted, 30)

	Shots	Saves	Fouls	Offside	Corner Kicks
COL	9	2	25	2	2
SJ	7	3	17	3	3

Colorado (2) vs New England (0)

August 17, 2005 • Attendance: 6,881

Scoring: COL—Nkong (Denton, Ben-Dayton, 78), Peguero (penalty kick, 86)

	Shots	Saves	Fouls	Offside	Corner Kicks
NE	4	5	15	0	3
COL	18	2	12	4	2

Colorado (1) vs DC United (0)

September 3, 2005 • Attendance: 17,044

Scoring: COL—Cooke (Peguero, Freeman, 22)

	Shots	Saves	Fouls	Offside	Corner Kicks
DC	7	2	16	2	5
COL	9	5	12	4	1

Colorado (1) at LA (4)

September 10, 2005 • Attendance: 25,874

Scoring: LA—Gomez (unassisted, 6), Donovan (Albright, Jones, 24), Gomez (Grabavoy, 66), Ramirez (penalty kick, 87), COL—Beckerman (unassisted, 48)

	Shots	Saves	Fouls	Offside	Corner Kicks
COL	8	4	10	3	8
LA	16	2	13	2	5

Colorado (2) vs Real Salt Lake (0)

September 21, 2005 • Attendance: 6,736

Scoring: COL—Peguero (Denton, 49), Ben-Dayton (Cooke, 87)

	Shots	Saves	Fouls	Offside	Corner Kicks
RSL	9	3	16	1	7
COL	13	4	14	5	2

Colorado (3) at Chivas USA (1)

September 24, 2005 • Attendance: 11,789

Scoring: CHV—Torres (Palencia, 19), COL—Peguero (Denton, Nkong, 25), Kirovski (penalty kick, 47), Ben-Dayton (Gargan, Kirovski, 93+)

	Shots	Saves	Fouls	Offside	Corner Kicks
COL	15	5	12	4	7
CHV	14	5	19	3	4

Colorado (2) vs Real Salt Lake (1)

October 1, 2005 • Attendance: 14,063

Scoring: RSL—Mathis (Scarlett, Cabrera, 14), COL—Ben-Dayton (Peguero, Beckerman, 39), Cunningham (Ben-Dayton, Peguero, 86)

	Shots	Saves	Fouls	Offside	Corner Kicks
RSL	7	6	14	3	5
COL	14	3	10	8	8

Colorado (1) vs CD Chivas USA (1)

October 5, 2005 • Attendance: 28,946

Scoring: COL—Ben-Dayton (Nkong, 33), CHV—own goal, 35

	Shots	Saves	Fouls	Offside	Corner Kicks
CHV	12	3	18	3	7
COL	18	3	14	4	4

Colorado (0) at FC Dallas (0)

October 8, 2005 • Attendance: 13,011

Scoring: None

	Shots	Saves	Fouls	Offside	Corner Kicks
COL	12	5	14	1	5
DAL	12	2	16	1	5

Colorado (1) at Real Salt Lake (0)

October 12, 2005 • Attendance: 13,813

Scoring: COL—Noel (Cunningham, 87)

	Shots	Saves	Fouls	Offside	Corner Kicks
COL	7	7	13	0	3
RSL	16	0	8	5	3

2004 RAPIDS SEASON SUMMARY

The 2004 MLS Goalkeeper of the Year Joe Cannon and the Colorado Rapids' stingy defense rode an 8-1-7 home record to reach the playoffs for the third straight year.

During the season midfielder Chris Henderson passed Marcelo Balboa and Paul Bravo for first on the all-time appearances and points lists. He also won the 2004 US Soccer Foundation's MLS Humanitarian of the Year Award for his extensive work in the community. Jean Philippe Peguero led the team in scoring with seven goals and four assists despite missing 12 games throughout the year. But there is no mistaking that this was Cannon's year to shine. As well as being named goalkeeper of the year he was also named to the 2004 Radio Shack Best XI and won both the Honda Rapids MVP and the Rapids Defensive Player of the year awards.

Colorado set a new MLS record for the lowest home goals against average over an entire season with 0.53 by only allowing eight goals in 15 matches at INVESCO



Goalkeeper Joe Cannon anchored a Rapids defense that set several team records.

Field and never more than one in a single game. After Kansas City broke the Rapids' MLS record 16-game home undefeated streak on June 9, the Black & Blue reeled off 11 more undefeated home games. On the year, Colorado was undefeated when scoring more than one goal, a credit to the play of Cannon and the suffocating defense.

After hanging around the bottom half of the Western Conference for the first four months of the season the Rapids rode a five game undefeated streak through parts of August and September to reach the top of the table. Unfortunately a 0-2-2 record over the final four games dropped the Rapids to third in the conference and a match up with the Los Angeles Galaxy in the first round of the playoffs.

Colorado hosted LA in the first leg of the playoff series and took a 1-0 victory behind a Peguero goal in the first half and five saves by Cannon. However on the return leg at The Home Depot Center, the Galaxy struck twice in the first half and held on for a 2-1 aggregate victory.

2004 RAPIDS INDIVIDUAL STATISTICS

2004 COLORADO RAPIDS STATISTICS (10-9-1, 41 pts.) THROUGH GAMES OF OCTOBER 16, 2004

#	POS	PLAYER	GP	GS	MIN	G	A	PTS	SHT	SOG	BLK	FC	FS	OFF	CK	C	E	
10	FWD	Jean Philippe Peguero	18	16	1389	7	4	18	42	22	0	49	28	34	0	1	0	
19	MID	Chris Henderson	29	29	2562	3	5	11	59	28	1	36	40	23	11	2	1	
20	MID	Mark Chung	22	21	1914	3	4	10	49	20	0	21	35	1	9	0	0	
28	MID	Jordan Cila	21	15	1310	4	2	10	24	16	0	22	17	2	0	2	0	
7	FWD	John Spencer	22	19	1752	4	1	9	52	21	0	27	36	16	5	2	1	
21	D/M	Matt Crawford	30	28	2534	1	4	6	20	9	0	34	32	0	34	4	0	
9	DEF	Nat Borchers	29	29	2610	2	1	5	11	5	1	37	17	0	0	5	1	
23	DEF	Antonio de la Torre	28	28	2409	0	5	5	29	7	1	30	13	0	87	5	0	
26	FWD	Alberto Delgado	13	9	742	1	3	5	15	6	0	15	25	7	0	0	0	
5	MID	Kyle Beckerman	29	25	2241	1	2	4	29	13	0	57	30	1	0	5	0	
8	M/D	Seth Trembly	24	5	761	1	1	3	13	8	0	19	21	1	7	3	0	
4	DEF	Ricky Lewis (TOT)	18	11	1144	0	2	2	1	0	1	20	10	0	0	0	0	
4	DEF	Ricky Lewis (COL)	5	3	289	0	0	0	1	0	0	5	1	0	0	0	0	
30	FWD	Zizi Roberts	5	4	363	1	0	2	10	1	0	5	8	11	0	0	0	
11	MID	Joey DiGiamarino (TOT)	8	5	413	0	1	1	2	0	0	4	5	0	0	2	0	
11	MID	Joey DiGiamarino (COL)	8	5	413	0	1	1	2	0	0	4	5	0	0	2	0	
3	DEF	Ritchie Kotschau	28	26	2351	0	1	1	7	0	2	30	21	1	0	0	0	
14	FWD	Rey Angel Martinez	7	3	314	0	1	1	9	2	0	5	10	1	2	1	0	
4	DEF	Adrian Cann	2	0	11	0	0	0	0	0	0	0	0	0	0	0	0	
1	GK	Joe Cannon	30	30	2700	0	0	0	0	0	0	3	3	0	0	2	0	
18	FWD	David Castellanos	3	1	132	0	0	0	3	1	0	2	1	2	0	1	0	
11	MID	Zach Kingsley	2	1	78	0	0	0	1	0	0	1	2	0	0	0	0	
25	D/M	Pablo Mastroeni	17	17	1467	0	0	0	4	2	1	25	15	1	0	6	0	
6	MID	Daryl Powell	13	12	1013	0	0	0	8	1	0	31	12	1	0	4	1	
2	DEF	Gary Sullivan	16	4	339	0	0	0	8	3	0	5	1	0	0	1	0	
24	GK	Scott Vallow	0	0	0	0	0	0	0	0	0	0	0	0	0	1	0	
Own-goals received						1												
TEAM TOTALS			30	30	2700	29	35	93	396	165	6	463	385	102	155	47	4	
OPPONENT TOTALS			30	30	2700	32	32	96	431	187	5	391	449	93	164	49	4	

GAME-WINNING GOALS: Jordan Cila 3, Jean Philippe Peguero 2, Chris Henderson 1, Alberto Delgado 1, Mark Chung 1, Nat Borchers 1

GAME-WINNING ASSISTS: Antonio de la Torre 3, Chris Henderson 2, Kyle Beckerman 2, John Spencer 1, Mark Chung 1, Nat Borchers 1

PENALTY KICK GOALS/ATTEMPTS: John Spencer 0-1, Chris Henderson 1-1, Mark Chung 1-1

COLORADO RAPIDS INDIVIDUAL GOALKEEPING

#	POS	GOALKEEPER	GP	GS	MIN	SHTS	SV	C/P	GA	GAA	PG	PA	W	L	T	SO	OT	RECORD
1	GK	Joe Cannon	30	30	2700	187	150	126	32	1.07	5	7	10	9	11	10		
TEAM TOTALS			30	30	2700	187	150	127	32	1.07	5	7	10	9	11	10		
OPPONENT TOTALS			30	30	2700	165	132	121	29	0.97	2	3	9	10	11	11		

*Played with other teams in 2004. Only Colorado Rapids statistics listed here.

2004 RAPIDS REGULAR SEASON LINEUPS

DATE	RESULT	OPP	GK	DEFENDERS	MIDFIELDERS	FORWARDS
4/3	T 1-1	at DAL	Cannon	de la Torre, Borchers, Sullivan, Kotschau	Henderson, Beckerman, Powell, Chung	Peguero (Crawford 89), Spencer
4/17	T 1-1	vs LA	Cannon	De La Torre, Borchers, Sullivan (Kingsley 56), Kotschau	Beckerman, Crawford, Chung, Powell	Spencer, Peguero (Roberts 86)
4/24	W 1-0	vs SJ	Cannon	Crawford, Borchers, Mastroeni, Kotschau	Beckerman, de la Torre, Chung, Henderson	Spencer (Castellanos 73), Peguero (Sullivan 89)
5/1	L 2-0	at KC	Cannon	Crawford, Borchers, Mastroeni, Kotschau	Beckerman, de la Torre (Trembly 69), Chung, Kingsley (Castellanos 44)	Henderson, Peguero (Cila 77)
5/7	T 0-0	vs NE	Cannon	Crawford, Borchers, Mastroeni, Kotschau	Beckerman, de la Torre, Chung, Henderson	Castellanos (Trembly 69), Peguero (Sullivan 83)
5/15	T 1-1	at LA	Cannon	Crawford, Mastroeni, Borchers, Kotschau	Henderson, Beckerman, de la Torre (Trembly 70), Powell	Chung, Peguero
5/22	W 2-1	vs DC	Cannon	de la Torre, Borchers, Mastroeni, Kotschau	Beckerman, Powell, Chung, Henderson	Roberts (Trembly 89), Peguero (Crawford 77)
5/29	L 1-0	at CHI	Cannon	de la Torre, Borchers, Mastroeni, Crawford	Henderson, Beckerman, Powell (Sullivan 88), Chung (Trembly 69)	Peguero (Spencer 46), Roberts
6/9	L 1-0	vs KC	Cannon	de la Torre, Borchers, Mastroeni, Crawford	Beckerman, Powell, Trembly (Kotschau 86), Henderson	Roberts, Spencer
6/12	T 0-0	at DC	Cannon	de la Torre, Kotschau, Sullivan (Martinez 55), Crawford	Beckerman, Powell, Trembly, Henderson	Roberts, Spencer
6/19	T 1-1	vs DAL	Cannon	de la Torre, Borchers, Kotschau, Crawford	Beckerman (Cila 83), Powell, Trembly (DiGiamarino 58), Henderson	Martinez (Cann 92+), Spencer
6/26	W 2-1	at CLB	Cannon	de la Torre, Borchers, Mastroeni, Kotschau	Henderson, Cila (Sullivan 89), Crawford, Trembly	DiGiamarino (Cann 80), Peguero
6/30	W 3-2	at MET	Cannon	de la Torre, Borchers, Mastroeni, Kotschau (Sullivan 69)	Crawford, Henderson, Beckerman, Cila	DiGiamarino (Trembly 46), (Perez) Delgado
7/4	W 1-0	vs NE	Cannon	de la Torre, Borchers, Mastroeni, Kotschau	Beckerman (Trembly 74), Crawford, Spencer, Henderson	Cila (Powell 60), Delgado (Sullivan 86)
7/10	L 2-0	at LA	Cannon	de la Torre, Borchers, Crawford, Kotschau	Henderson (Trembly 70), Beckerman (Sullivan 76), DiGiamarino (Cila 46), Powell	Spencer, Delgado
7/14	T 0-0	vs LA	Cannon	de la Torre, Borchers, Mastroeni, Powell (Trembly 33)	Beckerman, Crawford, Cila (Martinez 70), Henderson	Spencer, Delgado (Chung 46)
7/17	L 3-1	at SJ	Cannon	de la Torre, Borchers, Kotschau, Crawford	Henderson, Beckerman (Martinez 70), Cila (DiGiamarino 46), Chung	Peguero (Trembly 63), Spencer
7/24	T 0-0	vs CLB	Cannon	de la Torre, Borchers, Crawford, DiGiamarino (Kotschau 62)	Beckerman, Chung, Martinez (Cila 46), Henderson	Spencer, Delgado (Peguero 46)
7/28	W 2-0	vs CHI	Cannon	de la Torre, Borchers, Kotschau, Crawford	Beckerman, Chung, Cila (Trembly 72), Henderson	Peguero, Delgado (Spencer 67)
8/7	L 1-0	at DAL	Cannon	de la Torre, Kotschau, Borchers, Crawford	Henderson, Beckerman, Chung, Cila (Spencer 46)	Delgado (Martinez 66 (Sullivan 85)), Peguero
8/11	L 3-1	at DC	Cannon	Crawford, Borchers, Sullivan (DiGiamarino 55), Kotschau	Beckerman (Trembly 74), de la Torre, Chung, Henderson (Cila 65)	Spencer, Delgado
8/14	W 3-0	vs CHI	Cannon	Crawford, Borchers, Kotschau, de la Torre	Beckerman, DiGiamarino (Trembly 70), Chung, Henderson	Cila (Sullivan 81), Spencer
8/21	W 1-0	vs MET	Cannon	de la Torre, Borchers, Kotschau, Powell (Delgado 62, Trembly 90)	Crawford, Beckerman, Chung, Henderson	Cila, Spencer
8/28	T 0-0	at SJ	Cannon	de la Torre, Borchers, Kotschau, Powell (Sullivan 83)	Henderson, Beckerman, Mastroeni (Peguero 74), Crawford	Chung, Cila (Trembly 85)
9/4	W 2-1	vs DAL	Cannon	de la Torre, Borchers, Kotschau, Crawford	Mastroeni (Gary Sullivan 84), Beckerman (Cila 46), Chung, Henderson	Peguero, Spencer (Trembly 87)
9/10	W 3-1	vs KC	Cannon	de la Torre (Lewis 80), Borchers, Kotschau, Crawford	Mastroeni, Cila (Trembly 80), Chung, Henderson	Peguero, Spencer (Beckerman 87)
9/18	L 6-1	at NE	Cannon	de la Torre (Lewis 64), Borchers, Kotschau, Crawford	Mastroeni (Beckerman 50), Chung, Henderson, Cila	Peguero, Spencer (Delgado 75)
9/25	L 1-0	at KC	Cannon	de la Torre (Beckerman 56), Lewis (Trembly 73), Borchers, Kotschau	Crawford, Mastroeni, Chung, Henderson	Cila (Alberto Delgado)
10/2	T 1-1	vs SJ	Cannon	Lewis, Borchers, Kotschau, Crawford	Mastroeni, Chung, Henderson, Cila (Trembly 82', Delgado 89)	Peguero, Spencer (Beckerman 58)
10/16	T 1-1	vs CLB	Cannon	Lewis, Borchers, Kotschau, Crawford	Beckerman, Trembly, Henderson, Cila	Martinez (Sullivan 86), Delgado

2004 RAPIDS BOX SCORES

Colorado (1) at Dallas (1)

April 3, 2004 • Attendance: 7,359

Scoring: COL—Spencer (Peguero, Chung 36); DAL—Rhine (penalty kick 75)

	Shots	Saves	Fouls	Offside	Corner Kicks
COL	5	6	17	7	1
DAL	20	1	15	1	12

Colorado (1) vs Los Angeles (1)

April 17, 2004 • Attendance: 13,417

Scoring: COL—Peguero (A. de la Torre 9); LA—Ruiz (Kirovski 20)

	Shots	Saves	Fouls	Offside	Corner Kicks
LA	7	4	11	0	4
COL	18	3	16	3	10

Colorado (1) vs San Jose (0)

April 24, 2004 • Attendance: 8,425

Scoring: COL—Henderson (Beckerman 26)

	Shots	Saves	Fouls	Offside	Corner Kicks
SJ	12	5	10	4	5
COL	17	3	14	4	6

Colorado (0) at Kansas City (2)

May 1, 2004 • Attendance: 27,969

Scoring: KC—Klein (Arnaud, Wolff 64), Wolff (Gutierrez 84)

	Shots	Saves	Fouls	Offside	Corner Kicks
COL	10	4	12	0	8
KC	11	2	9	0	3

Colorado (0) vs New England (0)

May 7, 2004 • Attendance: 7,784

Scoring: None

	Shots	Saves	Fouls	Offside	Corner Kicks
NE	9	6	8	4	3
COL	20	3	17	6	11

Colorado (1) at Los Angeles (1)

May 15, 2004 • Attendance: 20,882

Scoring: LA—Moreno (unassisted 61); COL—Peguero (Henderson, Crawford 71)

	Shots	Saves	Fouls	Offside	Corner Kicks
COL	11	4	19	3	2
LA	14	4	12	4	6

Colorado (2) vs D.C. United (1)

May 22, 2004 • Attendance: 31,443

Scoring: COL—Roberts (Peguero 13), Peguero (Chung, Henderson 51); DC—Gros (Stewart, Adu 48)

	Shots	Saves	Fouls	Offside	Corner Kicks
DC	16	4	12	5	8
COL	10	5	10	9	5

Colorado (0) at Chicago (1)

May 29, 2004 • Attendance: 9,688

Scoring: CHI—Jaqua (Ralph, Williams 66)

	Shots	Saves	Fouls	Offside	Corner Kicks
COL	8	5	17	3	6
CHI	14	2	16	2	5

Colorado (0) vs Kansas City (0)

June 9, 2004 • Attendance: 12,546

Scoring: None

	Shots	Saves	Fouls	Offside	Corner Kicks
KC	15	1	7	3	3
COL	14	4	18	5	11

Colorado (0) at D.C. United (0)

June 12, 2004 • Attendance: 21,742

Scoring: None

	Shots	Saves	Fouls	Offside	Corner Kicks
COL	8	8	13	1	3
DC	21	2	13	3	13

Colorado (1) vs Dallas (1)

June 19, 2004 • Attendance: 9,277

Scoring: DAL—Kreis (Pareja 49); COL—Henderson (Martinez, A. de la Torre 51)

	Shots	Saves	Fouls	Offside	Corner Kicks
DAL	10	5	13	3	5
COL	16	1	14	3	8

Colorado (2) at Columbus (1)

June 26, 2004 • Attendance: 13,407

Scoring: COL—Peguero (Crawford, Kotschau 37), own goal (Denton 45); CLB—Buddle (Cunningham 89)

	Shots	Saves	Fouls	Offside	Corner Kicks
COL	13	4	19	2	6
CLB	16	5	14	5	6

Colorado (3) at MetroStars (2)

June 30, 2004 • Attendance: 41,013

Scoring: COL—Cila (Delgado, Crawford 13), Borchers (freekick 78), Cila (Borchers, A. de la Torre 89); MET—Gaven (Vaca, Galvan Rey 23), Galvan Rey (Parke, Guevara 53)

	Shots	Saves	Fouls	Offside	Corner Kicks
COL	15	8	17	2	5
MET	20	5	15	3	7

Colorado (1) vs New England (0)

July 4, 2004 • Attendance: 41,979

Scoring: ; COL—Delgado (unassisted 75)

	Shots	Saves	Fouls	Offside	Corner Kicks
NE	16	4	10	2	6
COL	14	7	13	2	6

Colorado (0) at Los Angeles (2)

July 10, 2004 • Attendance: 24,895

Scoring: LA—Grabavoy (freekick 39), Ruiz (freekick 80)

	Shots	Saves	Fouls	Offside	Corner Kicks
COL	10	4	22	0	6
LA	9	3	20	8	5

Colorado (0) vs Los Angeles (0)

July 14, 2004 • Attendance: 13,050

Scoring: None

	Shots	Saves	Fouls	Offside	Corner Kicks
LA	8	5	15	5	1
COL	19	2	9	1	5

Colorado (1) at San Jose (3)

July 17, 2004 • Attendance: 9,122

Scoring: SJ—Ching (Ekelund, Donovan 22), Ching (Corrales, Donovan 50), Donovan (Mullan, Mulrooney 55); COL—Tremblay (unassisted 83)

	Shots	Saves	Fouls	Offside	Corner Kicks
COL	10	6	17	3	4
SJ	16	4	7	3	13

2004 RAPIDS BOX SCORES

Colorado (0) vs Columbus (0)

July 24, 2004 • Attendance: 8,437

Scoring: None

	Shots	Saves	Fouls	Offside	Corner Kicks
CLB	15	5	15	3	8
COL	15	5	13	1	2

Colorado (2) vs Chicago (0)

July 28, 2004 • Attendance: 9,453

Scoring: COL—Peguero (A. de la Torre 30), Cheng (Delgado, Henderson 57)

	Shots	Saves	Fouls	Offside	Corner Kicks
CHI	14	8	13	4	8
COL	21	4	12	8	7

Colorado (0) at Dallas (1)

August 7, 2004 • Attendance: 17,792

Scoring: DAL—Johnson (penalty kick 91+)

	Shots	Saves	Fouls	Offside	Corner Kicks
COL	11	2	14	2	5
DAL	10	4	15	5	2

Colorado (1) vs D.C. United (3)

August 11, 2004 • Attendance: 10,848

Scoring: DC—Adu (Gros 35), Stewart (Eskandarian 40), own goal (Kotschau 64); COL—Spencer (Chung, Delgado 73)

	Shots	Saves	Fouls	Offside	Corner Kicks
COL	13	9	10	2	6
DC	22	7	15	3	5

Colorado (3) at Chicago (0)

August 14, 2004 • Attendance: 14,871

Scoring: COL—Chung (Beckerman 50), Crawford (DiGiamarino, Cila 67), Spencer (freekick 80)

	Shots	Saves	Fouls	Offside	Corner Kicks
COL	14	8	17	5	3
CHI	20	6	9	2	5

Colorado (1) vs MetroStars (0)

August 21, 2004 • Attendance: 11,462

Scoring: COL—Cila (unassisted 54)

	Shots	Saves	Fouls	Offside	Corner Kicks
MET	16	5	16	2	7
COL	15	6	17	6	2

Colorado (0) at San Jose (0)

August 28, 2004 • Attendance: 12,846

Scoring: None

	Shots	Saves	Fouls	Offside	Corner Kicks
COL	8	9	13	2	5
SJ	13	4	14	1	5

Colorado (2) vs Dallas (1)

September 4, 2004 • Attendance: 8,931

Scoring: DAL—Behncke (O'Brien, Pareja 43); COL—Spencer (Peguero 52), Borchers (A. de la Torre 85)

	Shots	Saves	Fouls	Offside	Corner Kicks
DAL	21	5	11	4	6
COL	25	6	12	0	9

Colorado (3) vs Kansas City (1)

September 9, 2004 • Attendance: 11,986

Scoring: KC—Wolff (penalty kick 11); COL—Chung (penalty kick 24), Cila (Henderson, Spencer 60), Beckerman (Trembyl, Peguero 92+)

	Shots	Saves	Fouls	Offside	Corner Kicks
KC	14	9	13	5	1
COL	14	5	21	5	2

Colorado (1) at New England (6)

September 18, 2004 • Attendance: 7,994

Scoring: COL—Peguero (Henderson 17); NE—Ralston (Baker 27), Twellman (unassisted 28) Ralston (penalty kick 36), Noonan (Ralston 41), Noonan (Kamler 50), Twellman (Brilliant)

	Shots	Saves	Fouls	Offside	Corner Kicks
COL	7	7	12	5	2
KC	22	2	9	3	6

Colorado (0) at Kansas City (1)

September 25, 2004 • Attendance: 18,074

Scoring: KC—Simutenkov (Wolff 55)

	Shots	Saves	Fouls	Offside	Corner Kicks
COL	12	7	18	2	4
KC	14	5	18	1	0

Colorado (1) vs San Jose (1)

October 2, 2004 • Attendance: 12,323

Scoring: COL—Peguero (Crawford, Cila 14); SJ—De Rosario (Cochrane 82)

	Shots	Saves	Fouls	Offside	Corner Kicks
SJ	7	4	16	4	3
COL	8	2	21	8	0

Colorado (1) vs Columbus (1)

October 16, 2004 • Attendance: 12,412

Scoring: CLB—Oughton (Szetela, Buddle 40); COL—Henderson (penalty kick 47)

	Shots	Saves	Fouls	Offside	Corner Kicks
CLB	9	6	20	1	3
COL	15	3	19	2	5

2003 RAPIDS


SEASON SUMMARY

The Colorado Rapids' 2003 season was a roller coaster affair full of a series of highs and lows. Despite going undefeated in the preseason, the Rapids struggled in the first third of the season, rolling up a 1-6-2 record to open the season.

But a 4-1 win over New England on June 14, in which the Rapids equaled their goal output from the previous nine matches, served as a precursor for the club's hot summer to come.

In a 13-game run between July 4 and October 1, the Rapids compiled a 9-1-3 record to move from last place in the Western Conference to second, and in turn become the second team in the league to qualify for the MLS Playoffs.

Keying that run was the play of midfielder Mark Chung and forward John Spencer. Spencer, the Rapids



John Spencer exemplified the fighting spirit of the Black and Blue throughout the 2003 season.

captain, set a new team record by scoring in six consecutive games and tied his own team record with 14 goals on the season. He finished the season third in MLS with 33 points, was a finalist for Honda MVP and was named to the MLS Pepsi Best XI. Joining him on the Best XI was Chung, who tied his career-high from the year prior with 11 goals. This was Chung's second consecutive appearance on the Best XI

and the first time in league history that two Rapids had been so honored in the same season.

However, the Rapids once again fell on hard times late in the regular season and into the playoffs. The club was unable to win any of its last six regular season matches and was knocked out in the opening round of the playoffs by Kansas City on a 3-1 aggregate score.

2003 RAPIDS INDIVIDUAL STATISTICS

2003 COLORADO RAPIDS STATISTICS (11-12-7, 40 pts.) THROUGH GAMES OF OCTOBER 25, 2003

#	POS	PLAYER	GP	GS	MIN	G	A	PTS	SHT	SOG	BLK	FC	FS	OFF	CK	C	E
7	FWD	John Spencer	27	25	2265	14	5	33	81	37	0	36	40	24	16	3	0
20	MID	Mark Chung	29	29	2639	11	6	28	78	39	0	23	39	6	57	1	1
15	FWD	Chris Carrieri	30	27	2458	3	8	14	54	27	0	29	45	27	5	5	0
19	MID	Chris Henderson	26	25	2180	4	6	14	47	17	0	56	28	23	35	2	0
30	FWD	Zizi Roberts	12	8	729	5	0	10	27	16	0	21	15	10	0	0	0
5	MID	Kyle Beckerman	28	24	2124	0	5	5	29	14	0	52	29	2	1	5	1
3	DEF	Ritchie Kotschau	26	25	2333	1	1	3	17	3	1	37	27	0	1	6	0
8	MID	Seth Tremblay	16	11	1112	1	1	3	16	6	0	34	26	0	10	5	0
21	DEF	Matt Crawford	16	8	750	1	0	2	3	2	0	8	14	0	4	0	0
12	D/M	Wes Hart	29	29	2623	0	2	2	12	4	1	34	40	1	0	5	0
11	MID	Zach Kingsley	12	5	480	0	2	2	4	3	0	8	19	1	2	0	0
25	M/D	Pablo Mastroeni	18	18	1655	0	2	2	6	0	0	41	25	0	0	7	1
22	FWD	Casey Schmidt	13	1	363	0	2	2	4	0	0	6	7	0	0	0	0
28	FWD	Alex Blake	3	0	24	0	0	0	1	0	0	2	1	0	0	0	0
26	DEF	Nat Borchers	23	22	2101	0	0	0	0	0	1	30	14	0	0	2	1
23	GK	Joe Cannon	1	0	45	0	0	0	0	0	0	0	0	0	0	0	0
4	DEF	Robin Fraser	26	26	2335	0	0	0	1	0	1	27	21	0	0	2	1
1	GK	Scott Garlick	26	26	2346	0	0	0	0	0	0	1	2	0	0	2	0
18	DEF	Steven Herdsman	3	3	198	0	0	0	0	0	0	3	1	0	0	1	0
6	MID	Darryl Powell	5	4	335	0	0	0	1	1	0	14	9	0	0	2	0
13	DEF	Alberto Rizo	6	3	297	0	0	0	2	2	1	4	2	2	5	1	0
16	DEF	Jeff Stewart	8	7	608	0	0	0	1	1	0	16	5	0	0	3	0
24	NON	Scott Vallow	4	4	380	0	0	0	0	0	0	0	0	0	0	0	0
TEAM TOTALS			30	30	2771	40	40	120	384	172	5	482	419	96	136	52	5
OPONENT TOTALS			30	30	2771	45	41	131	370	145	5	431	467	100	126	58	4

GAME-WINNING GOALS: John Spencer 5, Mark Chung 3, Ritchie Kotschau 1, Chris Henderson 1, Chris Carrieri 1
 GAME-WINNING ASSISTS: Chris Carrieri 4, Mark Chung 3, Kyle Beckerman 3, Chris Henderson 2, Ritchie Kotschau 1
 PENALTY KICK GOALS/ATTEMPTS: John Spencer 4-5, Chris Henderson 1-1

COLORADO RAPIDS INDIVIDUAL GOALKEEPING

#	POS	GOALKEEPER	GP	GS	MIN	SHTS	SV	C/P	GA	GAA	PG	PA	W	L	T	SO	OT RECORD
23	GK	Joe Cannon	1	0	45	0	0	5	0	0.00	0	0	0	0	0	0	0-0-0
1	GK	Scott Garlick	26	26	2346	123	83	97	38	1.46	5	6	11	10	5	9	1-0-5
24	NON	Scott Vallow	4	4	380	22	14	12	7	1.66	2	2	0	2	2	0	0-0-2
TEAM TOTALS			30	30	2771	145	97	114	45	1.46	7	8	11	12	7	9	1-0-7
OPONENT TOTALS			30	30	2771	172	127	103	40	1.30	5	6	12	11	7	8	0-1-7

*Indicates individual played with other teams in 2003. Only Colorado Rapids statistics listed here.

2003 RAPIDS REGULAR SEASON LINEUPS

DATE	RESULT	OPP	GK	DEFENDERS	MIDFIELDERS	FORWARDS
4/12	L 1-2	vs SJ	Garlick	Crawford (Stewart 45), Fraser, Hart, Herdsman (Spencer 45), Schmidt	Carrieri (Kingsley 76), Chung, Henderson, Mastroeni	Roberts
4/26	T 1-1	vs DC	Vallow	Fraser, Hart, Rizo (Crawford 63), Stewart	Beckerman, Chung, Henderson (Carrieri 84), Mastroeni	Roberts (Schmidt 90), Spencer
5/3	L 1-2	at MET	Vallow	Crawford (Kotschau 68), Fraser Hart, Stewart	Chung, Henderson, Mastroeni Rizo (Beckerman 83)	Roberts, Spencer (Carrieri 45)
5/10	L 0-2	at CLB	Vallow	Fraser, Herdsman, Rizo, Stewart	Chung, Hart (Beckerman 64) Henderson (Blake 77), Mastroeni	Carrieri, Roberts (Schmidt 64)
5/17	L 0-2	vs MET	Garlick	Fraser, Herdsman (Spencer 63), Kotschau, Stewart	Beckerman, Carrieri (Rizo 63), Chung, Hart, Henderson,	Roberts (Schmidt 55)
5/25	L 0-4	at CHI	Garlick	Crawford (Schmidt 45), Fraser, Hart (Rizo 73), Stewart	Beckerman (Trembly 45), Borchers, Chung, Henderson	Carrieri, Spencer
5/31	W 1-0	vs LA	Garlick	Fraser, Hart, Kotschau, Stewart	Beckerman, Chung, Henderson Mastroeni	Carrieri, Spencer
6/7	L 0-2	at LA	Garlick	Fraser, Hart (Trembly 81), Kotschau Stewart (Borchers 13)	Beckerman (Schmidt 72), Chung, Henderson, Mastroeni	Carrieri, Spencer
6/11	T 0-0	vs DC	Garlick	Borchers, Fraser, Hart, Kotschau	Chung (Kingsley 75), Henderson, Trembly, Beckerman	Carrieri (Crawford 90), Spencer (Schmidt 62)
6/14	W 4-1	vs NE	Garlick	Crawford, Fraser, Hart, Kotschau	Beckerman, Chung (Rizo 73), Henderson (Kingsley 66), Trembly	Carrieri, Spencer (Schmidt 62)
6/21	L 1-3	at DAL	Garlick	Borchers, Fraser (Crawford 45), Hart, Kotschau	Beckerman, Chung, Kingsley, Trembly (Schmidt 59)	Carrieri, Spencer
6/25	T 2-2	vs LA	Garlick	Borchers, Hart, Kotschau, Mastroeni	Beckerman, Chung, Kingsley (Crawford 72 (Schmidt 90)), Trembly	Carrieri, Spencer
6/28	L 2-3	at NE	Garlick	Borchers, Hart, Kotschau, Mastroeni	Beckerman, Chung, Kingsley Trembly	Carrieri (Schmidt 74), Spencer
7/4	W 3-2	vs KC	Garlick	Borchers, Fraser, Hart, Kotschau	Chung, Kingsley (Henderson 45), Mastroeni, Trembly (Beckerman 80)	Carrieri, Spencer
7/9	W 1-0	at LA	Garlick	Borchers, Fraser, Hart, Kotschau	Beckerman, Chung, Henderson, Trembly	Carrieri, Spencer (Kingsley 84)
7/12	W 2-0	at SJ	Garlick	Borchers, Fraser, Hart, Kotschau	Beckerman, Chung, Henderson, Trembly	Carrieri, Spencer
7/26	W 1-0	vs MET	Garlick	Borchers, Fraser, Hart, Kotschau	Beckerman, Chung, Henderson, Trembly	Carrieri, Spencer
8/9	W 2-0	vs DAL	Garlick	Borchers, Fraser, Hart, Kotschau	Beckerman, Chung, Henderson, Mastroeni	Carrieri, Spencer (Roberts 89)
8/13	L 0-1	at DC	Garlick	Borchers, Fraser, Hart, Kotschau	Beckerman (Trembly 76), Chung, Henderson (Kingsley 64), Mastroeni	Carrieri (Schmidt 81), Spencer
8/16	W 2-1	vs CLB	Garlick	Borchers, Fraser, Hart, Kotschau	Beckerman, Kingsley (Crawford 65), Mastroeni	Carrieri, Chung, Spencer
8/22	T 2-2	at KC	Vallow	Borchers, Fraser, Hart, Kotschau	Beckerman, Chung, Henderson, Mastroeni	Carrieri (Roberts 67), Spencer
8/30	W 2-1	at SJ	Garlick	Borchers, Fraser, Hart, Kotschau	Beckerman, Chung, Henderson Mastroeni	Carrieri-Spencer
9/6	W 2-1	vs DAL	Garlick	Borchers, Hart, Kotschau, Mastroeni	Beckerman, Chung, Crawford Henderson	Carrieri, Spencer
9/13	W 1-0	vs KC	Garlick	Borchers, Fraser, Hart, Kotschau	Beckerman, Crawford (Kingsley 70), Henderson, Mastroeni	Carrieri, Spencer
9/18	T 0-0	at NE	Garlick	Borchers, Fraser, Hart, Kotschau	Beckerman, Chung, Henderson (Crawford 81), Mastroeni	Carrieri, Spencer
10/1	T 1-1	vs CHI	Garlick	Borchers, Fraser, Hart, Kotschau	Chung, Crawford (Powell 76), Henderson, Trembly	Carrieri, Roberts
10/4	L 2-4	at KC	Garlick	Borchers, Hart (Crawford 84), Kotschau, Powell	Beckerman, Chung, Henderson (Kingsley 87), Trembly	Carrieri, Roberts (Blake 89)
10/10	T 0-0	vs SJ	Garlick	Borchers, Fraser, Hart, Kotschau	Beckerman (Trembly 70), Chung, Henderson (Crawford 85), Powell	Carrieri (Roberts 90), Spencer
10/18	L 3-4	at CHI	Garlick	Borchers, Fraser, Hart, Kotschau	Chung, Henderson (Roberts 66), Mastroeni, Powell (Beckerman 66)	Carrieri (Blake 80), Spencer
10/25	L 3-4	at DAL	Garlick (Cannon 45)	Borchers, Crawford, Fraser, Kotschau	Beckerman, Chung, Henderson (Carrieri 55), Powell (Trembly 55)	Roberts (Schmidt 83), Spencer

2003 RAPIDS BOX SCORES

Colorado (1) vs San Jose (2)

April 12, 2003 • Attendance: 20,816

Scoring: SJ—Ching (Mullan 1), Duniwant (Donovan, Lagos 22); COL—Roberts (Schmidt 46)

	Shots	Saves	Fouls	Offside	Corner Kicks
SJ	8	2	1	3	3
COL	9	2	11	1	4

Colorado (1) vs D.C. United (1)

April 26, 2003 • Attendance: 21,518

Scoring: COL—Spencer (penalty kick 24); DC—Etcheverry (Quaranta, Olsen 7)

	Shots	Saves	Fouls	Offside	Corner Kicks
DC	14	8	17	0	4
COL	16	7	18	4	6

Colorado (1) vs MetroStars (2)

May 3, 2003 • Attendance: 11,069

Scoring: MET—Mathis (Ziadie, Wolyniec 51), Ziadie (unassisted 62); COL—Roberts (Chung 41)

	Shots	Saves	Fouls	Offside	Corner Kicks
MET	14	6	12	2	6
COL	11	4	24	2	6

Colorado (0) at Columbus (2)

May 10, 2003 • Attendance: 16,555

Scoring: CLB—Cunningham (penalty kick 25), McBride (unassisted 43)

	Shots	Saves	Fouls	Offside	Corner Kicks
COL	14	1	22	4	1
CLB	10	3	18	1	1

Colorado (0) vs MetroStars (2)

May 17, 2003 • Attendance: 8,442

Scoring: MET—Mathis (unassisted 51), Magee (Guevara, Mathis 60)

	Shots	Saves	Fouls	Offside	Corner Kicks
MET	9	8	10	2	4
COL	20	2	9	3	8

Colorado (0) at Chicago (4)

May 25, 2003 • Attendance: 9,076

Scoring: CHI—Razov (penalty kick 8), Beasley (unassisted 32), Mapp (Beasley, Ralph 38), Razov (penalty kick 75)

	Shots	Saves	Fouls	Offside	Corner Kicks
COL	10	4	20	2	1
CHI	12	8	18	2	4

Colorado (1) vs Los Angeles (0)

May 31, 2003 • Attendance: 13,368

Scoring: COL—Carrieri (Chung 77)

	Shots	Saves	Fouls	Offside	Corner Kicks
LA	8	4	9	3	4
COL	13	0	14	3	4

Colorado (0) at Los Angeles (2)

June 7, 2003 • Attendance: 27,000

Scoring: LA—Ruiz (unassisted 50), Ruiz (penalty kick 91+)

	Shots	Saves	Fouls	Offside	Corner Kicks
COL	7	8	15	4	3
LA	19	2	14	3	3

Colorado (0) vs D.C. United (0)

June 11, 2003 • Attendance: 7,614

	Shots	Saves	Fouls	Offside	Corner Kicks
DC	14	2	15	4	6
COL	11	3	13	5	5

Colorado (4) vs New England (1)

June 14, 2003 • Attendance: 15,967

Scoring: COL—Trembley (Spencer 9), Spencer (Chung 21), Chung (Henderson 39), Carrieri (Kingsley, Schmidt 69); NE—Harris (Hernandez 81)

	Shots	Saves	Fouls	Offside	Corner Kicks
NE	17	7	6	3	6
COL	15	5	18	7	3

Colorado (1) at Dallas (3)

June 21, 2003 • Attendance: 7,810

Scoring: DAL—Davis (Deering 31), Kreis (Pareja 47+), Vaca (unassisted 90); COL—Spencer (penalty kick 25)

	Shots	Saves	Fouls	Offside	Corner Kicks
COL	10	3	16	0	3
DAL	12	4	20	2	1

Colorado (2) vs Los Angeles (2)

June 25, 2003 • Attendance: 8,353

Scoring: COL—Chung (Carrieri 12), Spencer (unassisted 29); LA—Albright (unassisted 66), Albright (Glinton 70)

	Shots	Saves	Fouls	Offside	Corner Kicks
LA	13	7	11	5	4
COL	18	3	8	2	9

Colorado (2) at New England (3)

June 28, 2003 • Attendance: 15,839

Scoring: NE—Harris (Noonan, Cullen 7), Twellman (Vazquez 80), own goal (Hart 84); COL—Chung (Berckerman 34), Spencer (Kingsley 66)

	Shots	Saves	Fouls	Offside	Corner Kicks
COL	9	5	19	5	7
NE	9	4	14	5	3

Colorado (3) vs Kansas City (2)

July 4, 2003 • Attendance: 60,142

Scoring: COL—Spencer (penalty kick 44), Chung (Hart 77), Chung (Carrieri 90+); KC—Preki (Quill, Simutenkov 23), Armstrong (Perki 90)

	Shots	Saves	Fouls	Offside	Corner Kicks
KC	5	6	18	3	4
COL	22	2	14	3	9

Colorado (1) at Los Angeles (0)

July 9, 2003 • Attendance: 17,763

Scoring: COL—Spencer (Carrieri 77)

	Shots	Saves	Fouls	Offside	Corner Kicks
COL	12	3	25	4	3
LA	15	3	13	2	3

Colorado (2) at San Jose (0)

July 12, 2003 • Attendance: 8,107

Scoring: COL—Kotschau (Carrieri 34), Chung (Carrieri 49)

	Shots	Saves	Fouls	Offside	Corner Kicks
COL	8	6	14	5	4
SJ	12	2	14	2	4

2003 RAPIDS BOX SCORES

Colorado (1) at MetroStars (0)

July 26, 2003 • Attendance: 14,097

Scoring: COL—Chung (Beckerman 25)

	Shots	Saves	Fouls	Offside	Corner Kicks
COL	11	2	18	3	4
MET	9	3	10	2	4

Colorado (2) vs Dallas (0)

August 9, 2003 • Attendance: 12,264

Scoring: COL—Spencer (unassisted 3), Chung (Beckerman 47)

	Shots	Saves	Fouls	Offside	Corner Kicks
DAL	11	6	13	5	3
COL	18	2	14	2	6

Colorado (0) at D.C. United (1)

August 13, 2003 • Attendance: 10,556

Scoring: DC—Quintanilla (Etcheverry, Olsen 31)

	Shots	Saves	Fouls	Offside	Corner Kicks
COL	10	5	18	1	3
DC	11	2	11	3	7

Colorado (2) vs Columbus (1)

August 16, 2003 • Attendance: 11,671

Scoring: COL—Spencer (penalty kick 57), Chung (Beckerman, Kotschau 91); CLB—Buddle (Garcia 72)

	Shots	Saves	Fouls	Offside	Corner Kicks
CLB	12	3	9	6	3
COL	16	3	14	4	7

Colorado(2) vs Kansas City (2)

August 22, 2003 • Attendance: 12,778

Scoring: COL—Henderson (Spencer, Pablo 29), Spencer (Hart 41); KC—Arnaud (Preki 1), Preki (penalty kick 93+)

	Shots	Saves	Fouls	Offside	Corner Kicks
KC	16	5	16	1	5
COL	12	3	16	5	1

Colorado (2) at San Jose (1)

August 30, 2003 • Attendance: 10,116

Scoring: COL—Chung (Spencer 21); SJ—Mullan (Russell, Robinson 59); COL—Spencer (Carrieri, Beckerman 67)

	Shots	Saves	Fouls	Offside	Corner Kicks
COL	10	4	21	3	1
SJ	17	3	10	2	9

Colorado (2) vs Dallas (1)

September 6, 2003 • Attendance: 15,720

Scoring: COL—Carrieri (Spencer, Henderson 54), Henderson (Chung 76); DAL—Davis (penalty kick 24)

	Shots	Saves	Fouls	Offside	Corner Kicks
DAL	10	7	21	1	0
COL	9	2	15	1	7

Colorado (1) vs Kansas City (0)

September 13, 2003 • Attendance: 16,937

Scoring: COL—Spencer (Henderson 83)

	Shots	Saves	Fouls	Offside	Corner Kicks
KC	6	3	11	3	5
COL	13	2	13	3	7

Colorado (0) at New England (0)

September 18, 2003 • Attendance: 8,807

	Shots	Saves	Fouls	Offside	Corner Kicks
COL	6	5	16	3	0
NE	19	3	14	0	7

Colorado (1) vs Chicago (1)

October 1, 2003 • Attendance 12,185

Scoring: COL—Chung (unassisted 83); CHI—Marsch (Ralph 48)

	Shots	Saves	Fouls	Offside	Corner Kicks
CHI	14	6	16	9	8
COL	13	3	16	6	1

Colorado (2) at Kansas City (4)

October 4, 2003 • Attendance 13,069

Scoring: KC—Conrad (Perki 15), Klein (Perki, Quill 21), Klein (Gomez, Perki 82), Gomez (Quill 91+); COL—Roberts (Tremblay 47), Henderson (penalty kick 60)

	Shots	Saves	Fouls	Offside	Corner Kicks
COL	6	2	15	2	5
KC	11	2	19	11	3

Colorado (0) vs San Jose (0)

October 10, 2003 • Attendance 12,478

	Shots	Saves	Fouls	Offside	Corner Kicks
SJ	9	6	18	4	4
COL	15	3	15	1	8

Colorado (3) at Chicago (4)

October 18, 2003 • Attendance 28,154

Scoring: CHI—Razov (penalty kick 11), Armas (Mapp 42), Beasley (Williams 66), Armas (Bocanegra, Selolwane 93+); COL—Henderson (Carrieri, Chung 20), Roberts (Spencer 72), Roberts (Mastroeni 87)

	Shots	Saves	Fouls	Offside	Corner Kicks
COL	14	7	18	5	4
CHI	21	1	20	3	6

Colorado (3) at Dallas (4)

October 25, 2003 • Attendance 8,913

Scoring: DAL—Rhine (Gbandi 19), own goal (Borchers 22), Nhleko (unassisted 31), Deering (unassisted 39); COL—Spencer (Henderson 18), Spencer (Henderson, Chung 52), Crawford (Carrieri 85)

	Shots	Saves	Fouls	Offside	Corner Kicks
COL	15	0	13	5	6
DAL	12	6	14	8	1

2002 RAPIDS

SEASON SUMMARY

Following the tumultuous 2001 season, the Rapids looked to get back to their winning ways under Tim Hankinson with a new team in 2002. With the contraction of Tampa Bay and Florida, the Rapids were able to acquire former Rapids midfielder Chris Henderson as well as Kyle Beckerman and Pablo Mastroeni in the MLS Allocation and Dispersal Drafts. Colorado rounded out its midfield by trading for Mark Chung, one of the all-time leading scorers in MLS history.

Chung became the first player in team history to record double-digit goals and assists in the same season while Carlos Valderrama, who was playing in his final MLS season, tallied a team record 16 assists. Most of those assists went to either Chung, Henderson or Chris Carrieri, who all tied for the team lead in goals with 11.

While those four were playing well for the Rapids, Mastroeni shined on a larger stage as he was named



In his first year with the Rapids, Pablo Mastroeni became a fan favorite in Colorado because of his grit and determination.

to the United States squad for the 2002 World Cup in Japan/Korea. The first-year Rapids midfielder played in three of the Americans' five games at the tournament as they reached the quarterfinals for the first time since 1930.

Back in MLS, the Rapids used a strong opening and closing third of the season to get back into the playoffs after a one-year absence. Once there, Colorado upset Dallas in the opening round to win its first playoff series since 1997. With each side collecting four points in the three game series, the Rapids and Burn went to a golden goal series decider with Mark Chung scoring his first goal of the postseason to advance the Rapids to the MLS Semifinals against Los Angeles.

There would be no such upsets in the semifinals as the Galaxy eliminated Colorado with 4-0 and 1-0 wins.

2002 RAPIDS INDIVIDUAL STATISTICS

2002 COLORADO RAPIDS STATISTICS (13-11-4, 43 pts.) THROUGH GAMES OF SEPTEMBER 20, 2002

#	POS	PLAYER	GP	GS	MIN	G	A	PTS	SHT	SOG	BLK	FC	FS	OFF	CK	C	E
20	MID	Mark Chung	27	27	2401	11	10	32	83	33	0	30	61	3	36	0	0
19	MID	Chris Henderson	28	28	2414	11	7	29	56	28	3	44	43	33	59	3	0
15	FWD	Chris Carrieri	25	18	1830	11	5	27	54	23	0	26	28	26	2	5	0
10	MID	Carlos Valderrama	27	27	2479	1	16	18	18	8	0	11	45	0	3	0	1
7	M/F	John Spencer	16	13	1149	5	4	14	49	21	0	18	22	15	1	4	1
11	MID	Zach Kingsley	15	10	997	4	2	10	20	17	0	22	26	5	14	2	0
22	MID	Raul Palacios	16	8	836	0	5	5	12	2	0	34	6	0	6	5	0
25	M/D	Pablo Mastroeni	15	15	1329	0	3	3	4	2	3	30	19	0	0	6	1
16	DEF	Jeff Stewart	23	20	1723	0	3	3	6	3	0	36	31	0	0	6	0
12	MID	Wes Hart	27	25	2063	0	2	2	18	6	0	54	27	4	0	7	0
3	DEF	Ritchie Kotschau	23	19	1757	0	2	2	18	6	0	25	13	0	0	3	0
5	MID	Kyle Beckerman	14	5	477	0	1	1	11	4	0	16	7	0	0	2	0
4	DEF	Robin Fraser	28	27	2453	0	1	1	4	0	5	38	13	0	0	5	0
21	FWD	Marvin Quijano	6	0	77	0	1	1	2	1	0	2	2	0	4	0	0
2	DEF	Rick Titus	25	25	2202	0	1	1	5	3	0	48	16	0	0	9	0
11	MID	Imad Baba	10	4	443	0	0	0	5	3	0	10	10	0	1	3	0
29	GK	Scott Garlick	15	15	1374	0	0	0	0	0	0	1	2	0	1	1	0
18	DEF	Steven Herdsman	13	9	858	0	0	0	2	1	0	16	11	1	0	1	0
6	DEF	Danny Jackson	1	0	15	0	0	0	0	0	0	1	0	0	0	0	0
1	GK	David Kramer	13	13	1195	0	0	0	0	0	0	1	1	0	0	1	0
13	DEF	Steve Shak	1	0	1	0	0	0	0	0	0	0	0	0	0	0	0
14	M/F	Musa Shannon	1	0	30	0	0	0	1	0	0	3	2	0	0	0	0
8	M/D	Seth Trembly	4	0	43	0	0	0	1	0	0	3	5	0	2	0	0
TEAM TOTALS			28	28	2573	43	63	149	369	161	11	469	410	87	129	63	3
OPPONENT TOTALS			28	28	2573	48	65	161	380	167	5	410	469	83	172	44	5

GAME-WINNING GOALS: Chris Carrieri 5, John Spencer 3, Mark Chung 3, Chris Henderson 2

GAME-WINNING ASSISTS: Carlos Valderrama 6, Raul Palacios 3, Jeff Stewart 2, Chris Henderson 2, Mark Chung 2, Marvin Quijano 1, Pablo Mastroeni 1, Ritchie Kotschau 1, Wes Hart 1, Chris Carrieri 1

PENALTY KICK GOALS/ATTEMPTS: John Spencer 3-3, Mark Chung 2-2, Chris Henderson 1-1

COLORADO RAPIDS INDIVIDUAL GOALKEEPING

#	POS	GOALKEEPER	GP	GS	MIN	SHTS	SV	C/P	GA	GAA	PG	PA	W	L	T	SO	OT	RECORD
29	GK	Scott Garlick	15	15	1374	92	61	58	24	1.57	1	1	6	7	2	4		1-0-2
1	GK	David Kramer	13	13	1195	75	49	47	24	1.81	2	3	7	4	2	2		0-1-2
TEAM TOTALS			28	28	2573	167	110	105	48	1.68	3	4	13	11	4	6		1-1-4
OPPONENT TOTALS			28	28	2573	161	113	101	43	1.50	6	6	11	13	4	4		1-1-4

*Indicates individual played with other teams in 2002. Only Colorado Rapids statistics listed here.

2002 RAPIDS REGULAR SEASON LINEUPS

DATE	RESULT	OPP	GK	DEFENDERS	MIDFIELDERS	FORWARDS
3/23	T 1-1	at KC	Garlick	Fraser, Kotschau, Mastroeni, Stewart	Chung, Hart, Henderson, Valderrama Spencer	Carrieri (Baba 68),
3/30	W 1-0	vs SJ	Garlick	Fraser, Herdsman (Baba 69), Kotschau, Stewart	Chung, Hart, Henderson, Mastroeni	Spencer, Valderrama
4/3	W 2-0	vs DC	Garlick	Fraser, Kotschau, Stewart, Titus	Baba (Shak 90), Chung, Hart, Henderson, Spencer	Carrieri (Beckerman 87)
4/13	L 1-2	vs MET	Garlick	Fraser, Kotschau (Quijano 78), Stewart (Baba 56), Titus	Chung, Hart (Carrieri 64), Henderson, Mastroeni, Valderrama	Spencer
4/20	L 0-2	at SJ	Garlick	Fraser, Kotschau, Stewart (Baba 63), Titus	Chung, Hart (Carrieri 46), Henderson, Mastroeni	Spencer, Valderrama
4/27	W 1-0	at LA	Garlick	Fraser, Kotschau, Stewart, Titus	Baba (Beckerman 73), Hart (Carrieri 74), Mastroeni, Valderrama	Henderson (Quijano 89), Spencer
5/11	W 2-0	vs KC	Garlick	Fraser, Kotschau, Stewart, Titus	Baba (Beckerman 90), Chung, Hart (Palacios 65), Henderson, Valderrama	Spencer
5/18	L 1-3	at DAL	Garlick	Fraser, Kotschau, Stewart, Titus	Baba (Hart 59), Chung (Quijano 62), Henderson (Carrieri 59), Palacios	Spencer, Valderrama
5/22	W 5-2	vs NE	Garlick	Fraser, Kotschau, Stewart, Titus	Chung (Baba 78), Hart, Henderson, Palacios (Beckerman 86)	Carrieri (Trembly 90), Valderrama
6/1	W 3-2	vs LA	Garlick	Fraser, Kotschau, Stewart, Titus	Beckerman (Palacios 59), Chung, Hart, Henderson, Valderrama	Carrieri (Baba 83)
6/8	L 1-4	at DAL	Garlick	Fraser, Kotschau (Jackson 75), Stewart, Titus	Chung, Hart (Quijano 72), Henderson (Beckerman 64), Palacios	Carrieri, Valderrama
6/15	L 1-2	vs NE	Garlick	Fraser, Kotschau, Stewart, Titus (Herdsman 69)	Beckerman (Palacios 69), Chung, Hart (Quijano 86), Henderson	Carrieri, Valderrama
6/19	L 0-2	at DC	Garlick	Fraser, Kotschau, Stewart (Spencer 61), Titus	Chung, Hart, Henderson, Palacios (Beckerman 61), Valderrama	Carrieri (Kingsley 91+)
6/22	L 0-4	at SJ	Kramer	Hart, Kotschau, Stewart, Titus	Beckerman, Chung (Palacios 56), Henderson, Valderrama	Carrieri (Herdsman 71), Spencer (Fraser 64)
6/26	W 1-0	at MET	Kramer	Fraser, Kotschau, Stewart, Titus	Beckerman (Kingsley 63), Chung, Hart, Henderson (Carrieri 73), Mastroeni	Valderrama
7/4	W 3-2	vs CHI	Kramer	Fraser, Kotschau (Kingsley 74), Stewart (Carrieri 45), Titus	Beckerman (Palacios 57), Chung, Hart, Henderson	Spencer, Valderrama
7/7	L 1-2	at CHI	Kramer	Fraser, Kotschau, Stewart, Titus	Chung-Hart-Henderson (Kingsley 78), Palacios (Beckerman 58)	Carrieri (Herdsman 91), Valderrama
7/13	L 1-3	vs LA	Garlick	Fraser, Kotschau (Kingsley 73), Titus	Chung, Hart, Henderson, Mastroeni, Palacios (Quijano 80)	Carrieri, Valderrama
7/20	T 1-1	at CLB	Garlick	Fraser, Hart (Kotschau 91), Herdsman (Palacios 71), Titus	Chung, Henderson, Kingsley, Mastroeni	Carrieri, Valderrama
7/24	W 3-2	at NE	Kramer	Fraser, Herdsman, Titus	Chung, Hart (Kotschau 74), Kingsley, Mastroeni, Valderrama	Henderson (Palacios 85), Spencer
7/27	T 2-2	vs DAL	Kramer	Fraser, Herdsman, Kotschau, Stewart	Chung, Henderson (Shannon 70), Kingsley, Mastroeni	Spencer (Carrieri 31), Valderrama
8/10	W 2-1	vs CLB	Kramer	Fraser, Hart, Herdsman, Titus	Chung, Kingsley, Palacios (Beckerman 79), Valderrama	Carrieri, Henderson
8/17	L 0-4	at LA	Kramer	Fraser (Stewart 83), Herdsman, Titus	Chung, Hart, Kingsley, Mastroeni (Beckerman 83), Valderrama	Carrieri, Henderson (Palacios 66)
8/24	W 3-0	vs SJ	Kramer	Fraser, Stewart, Titus	Chung, Hart, Kingsley, Mastroeni, Valderrama	Carrieri (Trembly 87), Henderson
8/28	L 1-3	at NE	Kramer	Fraser (Herdsman 46), Hart (Kotschau 46), Stewart, Titus (Trembly 62)	Chung, Kingsley, Palacios, Valderrama	Carrieri, Henderson
9/1	W 3-2	vs DAL	Kramer	Fraser, Herdsman, Titus	Chung, Hart (Spencer 69), Kingsley Mastroeni, Valderrama	Carrieri, Henderson
9/14	W 2-1	at KC	Kramer	Fraser, Hart (Spencer 46), Herdsman (Stewart 78), Titus	Chung, Kingsley, Mastroeni, Valderrama	Carrieri (Kotschau 83), Henderson
9/20	T 1-1	vs KC	Kramer	Fraser, Herdsman (Stewart 91), Titus (Hart 72)	Chung, Henderson, Kingsley (Trembly 93+), Mastroeni, Spencer, Valderrama	Carrieri

2002 RAPIDS BOX SCORES

Colorado (1) at Kansas City (1)

March 23, 2002 • Attendance: 11,769

Scoring: COL—Henderson (Spencer, Chung 16); KC—Brown (Preki 78)

	Shots	Saves	Fouls	Offside	Corner Kicks
COL	9	7	24	2	1
KC	17	1	19	4	7

Colorado (1) vs San Jose (0)

March 30, 2002 • Attendance: 25,010

Scoring: COL—Chung (Henderson 4)

	Shots	Saves	Fouls	Offside	Corner Kicks
SJ	24	4	11	3	9
COL	12	6	16	4	4

Colorado (2) vs D.C. United (0)

April 3, 2002 • Attendance: 48,476

Scoring: COL—Henderson (Kotschau, Hart 44), Henderson (Chung, Spencer 89)

	Shots	Saves	Fouls	Offside	Corner Kicks
DC	6	6	11	4	3
COL	16	1	11	4	6

Colorado (1) vs MetroStars (2)

April 13, 2002 • Attendance: 12,411

Scoring: MET—Kamler (Villegas, Hernandez 17), Davis (Faria, Howard 78); COL—Spencer (unassisted 87)

	Shots	Saves	Fouls	Offside	Corner Kicks
MET	5	7	20	3	0
COL	17	1	18	6	6

Colorado (0) at San Jose (2)

April 20, 2002 • Attendance: 8,188

Scoring: SJ—Graziani (Barrett, Conrad 26), Donovan (Graziani, Ibsen 74)

	Shots	Saves	Fouls	Offside	Corner Kicks
COL	10	6	14	2	2
SJ	15	6	13	7	9

Colorado (1) at Los Angeles (0)

April 27, 2002 • Attendance: 13,087

Scoring: COL—Spencer (Quijano, Valderrama 94)

	Shots	Saves	Fouls	Offside	Corner Kicks
COL	8	6	19	2	6
LA	21	5	12	2	8

Colorado (2) vs Kansas City (0)

May 11, 2002 • Attendance: 23,200

Scoring: COL—Spencer (unassisted 38), Henderson (Spencer 88)

	Shots	Saves	Fouls	Offside	Corner Kicks
KC	9	4	18	4	8
COL	13	3	19	0	1

Colorado (1) at Dallas (3)

May 18, 2002 • Attendance: 10,592

Scoring: COL—Spencer (unassisted 65); DAL—Morrow (Martinez 10), Kreis (Vaca, Martinez 54), Morrow (Martinez, Deering 60)

	Shots	Saves	Fouls	Offside	Corner Kicks
COL	24	6	13	1	8
DAL	14	2	15	4	7

Colorado (5) vs New England (2)

May 22, 2002 • Attendance: 8,002

Scoring: NE—Twellman (Heaps, Ralston 33), Harris (unassisted 59); COL—Chung (Henderson 1), Chung (Carrieri, Valderrama 31), Carrieri (Palacios, Stewart 34), Henderson (Carrieri, Valderrama 44), Henderson (Beckerman, Valderrama 89)

	Shots	Saves	Fouls	Offside	Corner Kicks
NE	13	4	6	3	6
COL	18	3	18	4	2

Colorado (3) vs Los Angeles (2)

June 1, 2002 • Attendance: 8,249

Scoring: LA—Ruiz (Cienfuegos, Glinston 32), Ruiz (Victorine, Vagenas 65); COL—Chung (Carrieri, Stewart 42), Valderrama (Palacios 67), Chung (Stewart, Palacios 76)

	Shots	Saves	Fouls	Offside	Corner Kicks
LA	13	5	19	1	9
COL	13	4	21	3	3

Colorado (1) at Dallas (4)

June 8, 2002 • Attendance: 12,690

Scoring: COL—Chung (Valderrama, Titus 95+); DAL—Rhine (Martinez 4), Rhine (Pareja 17), Kreis (Rhine, Martinez 35), Rhine (Vaca 74)

	Shots	Saves	Fouls	Offside	Corner Kicks
COL	12	1	18	0	2
DAL	12	5	11	7	4

Colorado (1) vs New England (2)

June 15, 2002 • Attendance: 15,125

Scoring: NE—Twellman (Ralston, Heaps 22), Kamler (Twellman 57); COL—Carrieri (Chung, Palacios 82)

	Shots	Saves	Fouls	Offside	Corner Kicks
NE	10	4	15	3	3
COL	18	4	11	8	2

Colorado (0) at D.C. United (2)

June 19, 2002 • Attendance: 11,086

Scoring: DC—Nelsen (unassisted 17), Moreno (unassisted 72)

	Shots	Saves	Fouls	Offside	Corner Kicks
COL	10	5	21	2	5
DC	14	3	17	6	12

Colorado (0) at San Jose (4)

June 22, 2002 • Attendance: 10,431

Scoring: SJ—Conrad (De Rosario 5), own goal (Titus 63), Graziani (Russell, Ekelund 68), own goal (Kotschau 89)

	Shots	Saves	Fouls	Offside	Corner Kicks
COL	9	5	10	7	3
SJ	12	3	8	3	4

Colorado (1) at MetroStars (0)

June 26, 2002 • Attendance: 12,008

Scoring: COL—Carrieri (Valderrama, Chung 88)

	Shots	Saves	Fouls	Offside	Corner Kicks
COL	11	7	22	4	6
MET	18	2	8	9	11

2002 RAPIDS BOX SCORES

Colorado (3) vs Chicago (2)

July 4, 2002 • Attendance: 61,202

Scoring: CHI—Razov (Marsch, Brown 7), Moore (Wolff 69); COL—Carrieri (Chung, Kotschau 57), Carrieri (Hart, Valderrama 82), Carrieri (Chung, Palacios 87)

	Shots	Saves	Fouls	Offside	Corner Kicks
CHI	11	9	21	4	3
COL	20	1	19	0	7

Colorado (1) at Chicago (2)

July 7, 2002 • Attendance: 10,211

Scoring: COL—Henderson (Chung, Valderrama 12); CHI—Wolff (Gray, Beasley 63), Vaudreuil (Kovalenko, Walsh 95)

	Shots	Saves	Fouls	Offside	Corner Kicks
COL	9	3	17	1	3
CHI	16	3	16	2	8

Colorado (1) vs Los Angeles (3)

July 13, 2002 • Attendance: 11,168

Scoring: LA—Califf (Jones, Cienfuegos 35), Hendrickson (Jones, Vagenas 69), Ruiz (Cienfuegos, Jones 71); COL—Henderson (Carrieri, Mastroeni 29)

	Shots	Saves	Fouls	Offside	Corner Kicks
LA	14	5	9	0	5
COL	13	3	13	2	8

Colorado (1) at Columbus (1)

July 20, 2002 • Attendance: 21,432

Scoring: COL—Carrieri (Henderson, Mastroeni 88); CLB—Washington (unassisted 28)

	Shots	Saves	Fouls	Offside	Corner Kicks
COL	16	5	19	3	6
CLB	16	6	19	2	3

Colorado (3) at New England (2)

July 24, 2002 • Attendance: 14,548

Scoring: COL—Henderson (Spencer, Fraser 34), Kingsley (unassisted 58), Chung (unassisted 63); NE—Twelldman (unassisted 51), Wilson (Ralston, Twelldman 90)

	Shots	Saves	Fouls	Offside	Corner Kicks
COL	9	4	13	6	1
NE	13	1	12	0	5

Colorado (2) vs Dallas (2)

July 27, 2002 • Attendance: 13,143

Scoring: DAL—Cerritos (Broome 53), Morrow (unassisted 92+); COL—Carrieri (Henderson, Valderrama 62), Chung (unassisted 76)

	Shots	Saves	Fouls	Offside	Corner Kicks
DAL	17	3	13	1	12
COL	13	7	16	0	7

Colorado (2) vs Columbus (1)

August 10, 2002 • Attendance: 13,252

Scoring: CLB—Buddle (McCarty 85); COL—Carrieri (Kingsley, Henderson 57), Henderson (Carrieri, Valderrama 64)

	Shots	Saves	Fouls	Offside	Corner Kicks
CLB	12	8	16	4	7
COL	17	4	14	0	9

Colorado (0) at Los Angeles (4)

August 17, 2002 • Attendance: 12,068

Scoring: LA—Lalas (Jones 20), Cienfuegos (Mullan, Hendrickson 59), Victorine (Jones, Cienfuegos 82), Cienfuegos (Mullan, Jones 87)

	Shots	Saves	Fouls	Offside	Corner Kicks
COL	3	4	11	2	4
LA	11	0	13	1	6

Colorado (3) vs San Jose (0)

August 24, 2002 • Attendance: 12,196

Scoring: COL—Carrieri (Valderrama, Mastroeni 8), Kingsley (Chung 67), Chung (unassisted 93+)

	Shots	Saves	Fouls	Offside	Corner Kicks
SJ	9	3	23	1	6
COL	11	3	18	6	6

Colorado (1) at New England (3)

August 28, 2002 • Attendance: 13,210

Scoring: COL—Chung (Henderson, Valderrama 75); NE—Twelldman (Franchino, Griffiths 27), Hernandez (unassisted 39), Twelldman (Ralston, Heaps 39)

	Shots	Saves	Fouls	Offside	Corner Kicks
COL	9	2	21	6	6
NE	11	4	16	1	3

Colorado (3) vs Dallas (2)

September 1, 2002 • Attendance: 12,754

Scoring: DAL—Johnson (O'Brien, Bussey 34), Martinez (Rhine, Rodriguez 67); COL—Henderson (unassisted 12), Kingsley (Valderrama, Chung 21), Carrieri (Valderrama 87)

	Shots	Saves	Fouls	Offside	Corner Kicks
DAL	10	1	21	2	1
COL	13	2	24	3	3

Colorado (2) at Kansas City (1)

September 14, 2002 • Attendance: 19,270

Scoring: COL—Kingsley (Chung 35), Spencer (Valderrama, Henderson 49); KC—Preki (unassisted 39)

	Shots	Saves	Fouls	Offside	Corner Kicks
COL	18	3	16	5	6
KC	23	6	9	1	7

Colorado (1) vs Kansas City (1)

September 20, 2002 • Attendance: 25,614

Scoring: KC—Klein (Preki, Zavagnin 34); COL—Chung (Valderrama, Kingsley 26)

	Shots	Saves	Fouls	Offside	Corner Kicks
KC	10	3	19	1	6
COL	18	4	13	4	6

2001 RAPIDS

SEASON SUMMARY

After four straight years of reaching the postseason, and with a lineup that included the addition of former Scottish international John Spencer as well as a number of young, talented players, the Rapids looked to be on the verge of big things as they headed into the 2001 season.

However, Colorado came out of the gates slow and was never able to get back into the playoff picture. The Rapids won just two of their first 15 games, including a nine-game winless streak. Even the midseason acquisitions of players like Chris Carrieri, Raul Diaz Arce, Scott Garlick and Carlos Valderrama could not get Colorado out of its skid, and it finished with a 5-13-8 record for a team record low of 23 points.



One of MLS' all-time greats, Colombian midfielder Carlos Valderrama arrived in Colorado via trade during the summer of 2001.

But the 2001 season was not a complete loss as a number of individuals turned in a series of fine performances. The most notable of these was Spencer who, despite the team's poor record, finished third in the league in goals with 14. Spencer also became the first Rapids player ever to record a hat trick when he scored three times against Chicago in a 3-1 win on July 4.

The Rapids also said goodbye to Paul Bravo, the team's all-time leading scorer who retired at the end of the 2001 season. In 135 games with the club, Bravo scored 39 goals, then a team record.

2001 RAPIDS INDIVIDUAL STATISTICS

2001 COLORADO RAPIDS STATISTICS (5-13-8, 23 pts.) THROUGH GAMES OF SEPTEMBER 8, 2001

#	POS	PLAYER	GP	GS	MIN	G	A	PTS	SHT	SOG	BLK	FC	FS	OFF	CK	C	E
7	M/F	John Spencer	23	22	2083	14	7	35	76	36	0	43	50	24	4	5	0
17	DEF	Marcelo Balboa	24	22	2119	5	6	16	52	22	2	29	26	1	0	0	0
15	FWD	Chris Carrieri*	14	11	992	5	4	14	20	11	0	15	22	10	0	3	0
9	MID	Paul Bravo	23	15	1352	6	0	12	43	21	0	21	40	9	6	1	0
6	MID	Ross Paule*	20	10	1236	1	10	12	20	10	1	23	21	2	41	3	0
21	FWD	Raul Diaz Arce*	12	10	764	3	3	9	18	8	0	13	17	22	0	0	0
11	MID	Imad Baba	22	18	1631	1	6	8	34	15	1	32	26	2	39	6	0
24	MID	Jason Moore	26	19	1798	0	4	4	12	1	0	31	77	3	23	2	0
10	MID	Carlos Valderrama*	12	12	1130	0	3	3	4	0	0	10	14	0	7	1	0
15	FWD	Junior Agogo*	10	5	597	1	0	2	27	12	0	11	10	12	2	0	0
4	DEF	Robin Fraser	20	19	1714	0	2	2	1	0	3	8	10	0	0	0	1
24	GK	Scott Garlick*	12	12	1130	0	1	1	0	0	0	0	2	0	0	2	0
12	MID	Wes Hart	5	2	178	0	1	1	1	0	0	6	7	2	1	1	0
3	DEF	Lance Key	13	13	1193	0	1	1	5	1	0	29	15	0	1	3	0
33	MID	Ritchie Kotschau*	11	11	1006	0	1	1	2	1	1	15	8	1	0	0	1
13	DEF	Steve Shak*	5	4	397	0	1	1	3	2	0	15	3	0	4	3	0
5	DEF	Geoff Augner	1	1	82	0	0	0	1	0	0	1	2	0	0	0	0
24	GK	Adin Brown*	9	9	830	0	0	0	0	0	0	1	2	0	0	1	0
2	DEF	Chris Dawes	16	16	1478	0	0	0	6	4	0	36	9	0	0	6	1
20	FWD	Neathan Gibson	8	1	154	0	0	0	6	2	0	5	2	1	0	0	0
5	MID	Rivers Guthrie	1	0	10	0	0	0	0	0	0	1	0	0	0	0	0
18	DEF	Steven Herdsman	20	16	1276	0	0	0	7	3	0	20	20	0	1	2	0
1	GK	David Kramer	5	5	466	0	0	0	0	0	0	0	0	0	0	0	0
14	DEF	Chris Martinez	26	26	2189	0	0	0	10	7	2	43	10	0	0	3	0
8	M/D	Seth Trembly	4	1	198	0	0	0	2	0	0	1	7	0	1	1	0
19	DEF	Scott Vermillion*	9	6	593	0	0	0	3	0	0	18	5	0	1	2	0
TEAM TOTALS			26	26	2431	36	50	122	353	156	10	427	432	89	131	45	3
OPPONENT TOTALS			26	26	2431	47	62	156	431	193	8	432	427	110	153	47	1

GAME-WINNING GOALS: John Spencer 2, Paul Bravo 2, Chris Carrieri 1

GAME-WINNING ASSISTS: John Spencer 2, Ross Paule 2, Carlos Valderrama 1, Raul Diaz Arce 1, Chris Carrieri 1

PENALTY KICK GOALS/ATTEMPTS: John Spencer 2-2

COLORADO RAPIDS INDIVIDUAL GOALKEEPING

#	POS	GOALKEEPER	GP	GS	MIN	SHTS	SV	C/P	GA	GAA	PG	PA	W	L	T	SO	OT RECORD
1	GK	David Kramer	5	5	466	34	25	17	8	1.55	1	1	0	3	2	0	0-0-2
24	GK	Scott Garlick	12	12	1130	92	67	49	21	1.67	1	1	3	5	4	1	0-1-4
24	GK	Adin Brown	9	9	830	67	46	40	18	1.95	2	2	2	5	2	1	0-0-2
TEAM TOTALS			26	26	2431	193	138	106	47	1.74	4	4	5	13	8	2	0-1-8
OPPONENT TOTALS			26	26	2431	156	112	114	36	1.33	2	2	13	5	8	7	1-0-8

*Indicates individual played with other teams in 2001. Only Colorado Rapids statistics listed here.

2001 RAPIDS REGULAR SEASON LINEUPS

DATE	RESULT	OPP	GK	DEFENDERS	MIDFIELDERS	FORWARDS
4/7	L 1-2	at MIA	Brown	Herdsmen (Gibson 74), Key, Martinez, Vermillion	Aunger (Balboa 82), Baba, Hart (Moore 62), Paule	Bravo, Spencer
4/14	T 1-1	vs MET	Brown	Balboa, Herdsmen, Key, Martinez	Baba, Moore (Trembly 82), Paule, Spencer	Agogo, Gibson (Bravo 58)
4/21	L 0-1	at LA	Brown	Balboa, Key, Martinez	Baba, Dawes, Herdsmen, Moore (Gibson 69), Paule	Agogo, Bravo
4/28	L 2-3	vs LA	Brown	Balboa, Herdsmen, Key, Martinez	Baba (Spencer 54), Bravo (Gibson 73), Moore, Paule (Vermillion 87), Trembly	Agogo
5/5	W 1-0	at DAL	Brown	Herdsmen (Paule 60), Key, Martinez, Vermillion	Baba (Fraser 88), Balboa, Dawes, Moore	Agogo (Bravo 73), Spencer
5/12	W 2-1	vs TB	Brown	Fraser, Herdsmen (Baba 58), Key, Martinez	Balboa, Dawes, Moore, Paule	Bravo (Agogo 58), Spencer
5/16	L 0-1	at MET	Brown	Fraser (Vermillion 86), Key, Martinez	Baba, Dawes, Herdsmen, Moore, Paule (Agogo 62)	Bravo, Spencer
5/19	L 0-1	vs NE	Kramer	Fraser, Key, Martinez (Gibson 88), Vermillion	Baba (Agogo 46), Dawes, Herdsmen, Moore	Bravo (Paule 61), Spencer
5/23	L 0-1	vs MIA	Kramer	Fraser, Herdsmen (Baba 81), Key (Gibson 87), Martinez	Balboa, Dawes, Moore	Agogo (Paule 46), Bravo, Spencer
5/26	T 3-3	at CLB	Kramer	Fraser, Key, Martinez	Baba (Agogo 66), Balboa, Dawes, Herdsmen, Moore (Bravo 91), Paule	Spencer
5/30	T 1-1	at SJ	Kramer	Fraser, Herdsmen (Bravo 46), Key, Martinez (Vermillion 60)	Baba, Balboa, Dawes, Moore	Paule (Gibson 74), Spencer
6/2	L 1-2	vs SJ	Kramer	Fraser, Key, Martinez (Agogo 30), Vermillion	Balboa, Herdsmen (Trembly 46), Moore, Paule (Gibson 75)	Bravo, Spencer
6/16	L 3-6	vs DAL	Brown	Balboa, Key, Martinez, Vermillion	Baba (Bravo 57), Herdsmen (Paule 31), Moore	Carrieri (Trembly 46), Diaz Arce, Spencer
6/20	T 3-3	at NE	Brown	Balboa, Fraser, Martinez, Vermillion	Bravo, Carrieri (Herdsmen 79), Moore (Guthrie 90), Paule	Diaz Arce, Spencer
6/30	T 1-1	at DC	Garlick	Fraser, Kotschau, Martinez (Herdsmen 70)	Baba, Balboa, Bravo (Paule 65), Moore (Carrieri 87), Valderrama	Diaz Arce, Spencer
7/4	W 3-1	vs DC	Garlick	Dawes, Fraser, Kotschau, Martinez	Balboa, Bravo (Paule 46), Moore (Baba 78), Valderrama	Diaz Arce (Carrieri 58), Spencer
7/7	W 3-1	vs SJ	Garlick	Dawes, Fraser, Kotschau, Martinez (Moore 64)	Baba, Balboa, Carrieri, Valderrama	Diaz Arce (Paule 68), Spencer (Bravo 81)
7/14	L 0-1	at CHI	Garlick	Fraser, Kotschau, Martinez	Baba, Balboa, Carrieri (Bravo 77), Moore (Herdsmen 35), Valderrama	Diaz Arce (Paule 46), Spencer
7/18	T 0-0	vs KC	Garlick	Dawes, Herdsmen, Kotschau, Martinez	Baba, Balboa, Carrieri (Moore 65), Valderrama	Diaz Arce, Spencer
7/21	W 2-1	at TB	Garlick	Fraser, Herdsmen (Baba 58), Kotschau, Martinez	Balboa, Carrieri, Moore (Paule 80), Spencer, Valderrama	Bravo (Diaz Arce 63)
8/4	T 1-1	vs CHI	Garlick	Fraser, Kotschau, Martinez (Paule 17 (Moore 65))	Baba, Balboa, Carrieri, Dawes, Valderrama	Diaz Arce (Bravo 74), Spencer
8/12	T 2-2	vs KC	Garlick	Dawes, Fraser, Kotschau, Martinez	Baba, Balboa, Hart (Shak 46), Valderrama	Carrieri (Moore 76), Spencer
8/19	L 2-3	at KC	Garlick	Dawes, Fraser, Kotschau, Martinez	Balboa, Bravo (Hart 59), Shak (Moore 76), Valderrama	Diaz Arce (Carrieri 46), Spencer
8/25	L 2-5	at SJ	Garlick	Dawes, Fraser, Martinez, Shak (Hart 76)	Baba, Carrieri, Herdsmen (Balboa 46), Valderrama	Diaz Arce (Moore 46), Spencer
9/1	L 2-3	at LA	Garlick	Fraser, Kotschau, Martinez, Shak	Baba, Balboa, Moore (Hart 74), Valderrama	Bravo, Carrieri
9/8	L 0-2	vs LA	Garlick	Dawes (Diaz Arce 78), Fraser, Kotschau, Martinez	Balboa, Moore, Shak, Valderrama	Bravo (Herdsmen 77), Carrieri

2001 RAPIDS BOX SCORES

Colorado (1) at Miami (2)

April 7, 2001 • Attendance: 10,411

Scoring: COL—Spencer (Paule, Baba 50); MIA—Pineda Chacon (Bishop 68), Pineda Chacon (McKinley, Serna 72)

	Shots	Saves	Fouls	Offside	Corner Kicks
COL	13	2	14	0	1
MIA	14	4	15	5	10

Colorado (1) vs MetroStars (1)

April 14, 2001 • Attendance: 18,495

Scoring: MET—Alvarez (Mathis 19); COL—Balboa (Spencer 83)

	Shots	Saves	Fouls	Offside	Corner Kicks
MET	23	6	18	8	8
COL	19	6	23	3	5

Colorado (0) at Los Angeles (1)

April 21, 2001 • Attendance: 12,749

Scoring: LA—Hendrickson (Vanney 44)

	Shots	Saves	Fouls	Offside	Corner Kicks
COL	15	4	16	4	4
LA	16	5	20	4	12

Colorado (2) vs Los Angeles (3)

April 28, 2001 • Attendance: 8,309

Scoring: LA—Jones (Vagenas, Mullan 22), Jones (Cienfuegos 47+), Victorine (unassisted 69); COL—Agogo (Moore, Key 44), Spencer (Balboa, Paule 86)

	Shots	Saves	Fouls	Offside	Corner Kicks
LA	15	6	24	10	2
COL	21	2	16	2	5

Colorado (1) at Dallas (0)

May 5, 2001 • Attendance: 14,504

Scoring: COL—Bravo (Spencer, Paule 87)

	Shots	Saves	Fouls	Offside	Corner Kicks
COL	11	6	12	2	4
DAL	15	3	14	2	7

Colorado (2) vs Tampa Bay (1)

May 12, 2001 • Attendance: 13,052

Scoring: TB—Diallo (unassisted 74); COL—Spencer (unassisted 69), Spencer (unassisted 80)

	Shots	Saves	Fouls	Offside	Corner Kicks
TB	9	5	19	6	6
COL	14	3	19	4	9

Colorado (0) at MetroStars (1)

May 16, 2001 • Attendance: 10,081

Scoring: MET—Comas (unassisted 11)

	Shots	Saves	Fouls	Offside	Corner Kicks
COL	16	8	22	2	11
MET	18	8	20	1	5

Colorado (0) vs New England (1)

May 19, 2001 • Attendance: 20,005

Scoring: NE—Okoh (unassisted 86)

	Shots	Saves	Fouls	Offside	Corner Kicks
NE	13	2	17	3	2
COL	14	2	12	1	7

Colorado (0) vs Miami (1)

May 23, 2001 • Attendance: 6,295

Scoring: MIA—Rooney (Marshall, Henderson 79)

	Shots	Saves	Fouls	Offside	Corner Kicks
MIA	20	6	11	5	5
COL	17	8	17	3	7

Colorado (3) at Columbus (3)

May 26, 2001 • Attendance: 12,630

Scoring: COL—Balboa (Paule 21), Spencer (Moore, Balboa 28), Paule (Baba 48); CLB—Maisonneuve (Perez, Buddle 4), Perez (West 58), West (McBride, Cunningham 82)

	Shots	Saves	Fouls	Offside	Corner Kicks
COL	13	7	18	5	1
CLB	20	3	20	3	10

Colorado (1) at San Jose (1)

May 30, 2001 • Attendance: 15,217

Scoring: COL—Spencer (Baba, Balboa 77); SJ—Cerritos (Russell, Donovan 40)

	Shots	Saves	Fouls	Offside	Corner Kicks
COL	15	4	21	4	5
SJ	14	5	16	3	6

Colorado (1) vs San Jose (2)

June 2, 2001 • Attendance: 10,095

Scoring: SJ—Donovan (Lagos, Barrett 12), Agoos (Mulrooney, Russell 25); COL—Spencer (Paule 46+)

	Shots	Saves	Fouls	Offside	Corner Kicks
SJ	15	5	12	4	4
COL	12	4	22	4	5

Colorado (3) vs Dallas (6)

June 16, 2001 • Attendance: 12,652

Scoring: DAL—own goal (Vermillion 5), Suarez (Vaca 29), Vaca (Farrer, Pareja 35), own goal (Key 56), Broome (Kreis, Pareja 83), Korol (unassisted 90); COL—Balboa (Moore 25), Diaz Arce (Spencer, Baba 28), Diaz Arce (Paule 36)

	Shots	Saves	Fouls	Offside	Corner Kicks
DAL	17	6	22	3	5
COL	15	7	13	2	6

Colorado (3) at New England (3)

June 20, 2001 • Attendance: 31,211

Scoring: COL—Carrieri (Diaz Arce, Paule 9), Spencer (Paule 20), Bravo (Balboa, Paule 92+); NE—Torres (unassisted 26), Chronopoulos (Asad, Torres 71), Asad (Cate, Alvarez 88)

	Shots	Saves	Fouls	Offside	Corner Kicks
COL	17	8	22	4	6
NE	23	4	21	3	6

Colorado (1) at D.C. United (1)

June 30, 2001 • Attendance: 30,271

Scoring: COL—Baba (unassisted 41); DC—Conteh (Moreno, Etcheverry 58)

	Shots	Saves	Fouls	Offside	Corner Kicks
COL	12	4	13	3	2
DC	18	4	24	6	6

2001 RAPIDS BOX SCORES

Colorado (3) vs D.C. United (1)

July 4, 2001 • Attendance: 60,500

Scoring: DC—Moreno (Namoff, Etcheverry 56); COL—Spencer (Garlick 1), Spencer (Paule 59), Spencer (Carrieri, Valderrama 81)

	Shots	Saves	Fouls	Offside	Corner Kicks
DC	20	3	12	3	4
COL	13	13	16	7	2

Colorado (3) vs San Jose (1)

July 7, 2001 • Attendance: 18,047

Scoring: SJ—Cerritos (Donovan, Barrett 89); COL—Balboa (Diaz Arce, Spencer 6), Carrieri (Diaz Arce, Valderrama 21), Diaz Arce (Baba 48)

	Shots	Saves	Fouls	Offside	Corner Kicks
SJ	12	5	13	3	6
COL	11	4	15	5	3

Colorado (0) at Chicago (1)

July 14, 2001 • Attendance: 14,544

Scoring: CHI—Stoitchkov (Armas, Marsch 92+)

	Shots	Saves	Fouls	Offside	Corner Kicks
COL	4	9	14	3	2
CHI	17	2	25	3	9

Colorado (0) vs Kansas City (0)

July 18, 2001 • Attendance: 10,206

Scoring: None

	Shots	Saves	Fouls	Offside	Corner Kicks
KC	17	5	18	3	10
COL	16	6	20	3	10

Colorado (2) at Tampa Bay (1)

July 21, 2001 • Attendance: 9,425

Scoring: COL—Bravo (Balboa 11), Bravo (Spencer, Carrieri 20); TB—Ralston (Quill, Jair 43)

	Shots	Saves	Fouls	Offside	Corner Kicks
COL	10	1	11	5	4
TB	15	3	17	5	3

Colorado (1) vs Chicago (1)

August 4, 2001 • Attendance: 10,122

Scoring: CHI—J. Beasley (Wynalda, Kovalenko 40); COL—Balboa (Baba 7)

	Shots	Saves	Fouls	Offside	Corner Kicks
CHI	19	3	9	5	4
COL	18	6	13	7	7

Colorado (2) vs Kansas City (2)

August 12, 2001 • Attendance: 9,342

Scoring: KC—Gomez (unassisted 52), Lassiter (unassisted 91+); COL—Spencer (Kotschau, Valderrama 19), Spencer (Fraser 56)

	Shots	Saves	Fouls	Offside	Corner Kicks
KC	20	4	5	3	9
COL	10	3	18	4	5

Colorado (2) at Kansas City (3)

August 19, 2001 • Attendance: 9,361

Scoring: COL—Carrieri (unassisted 59), Spencer (Carrieri 89); KC—Klein (Zavagnin 21), Lassiter (Burns, Glasgow 45), Glasgow (Zavagnin, Burns 82)

	Shots	Saves	Fouls	Offside	Corner Kicks
COL	17	7	17	4	5
KC	19	5	18	2	2

Colorado (2) at San Jose (5)

August 25, 2001 • Attendance: 7,312

Scoring: COL—Carrieri (Spencer, Moore 58), Carrieri (Spencer, Fraser 70); SJ—Agogo (Lagos 22), Lagos (Agogo 36), Donovan (Russell 38), Agogo (Donovan 40), Mulrooney (Lagos, Donovan 77)

	Shots	Saves	Fouls	Offside	Corner Kicks
COL	8	5	10	3	7
SJ	19	3	13	9	2

Colorado (2) at Los Angeles (3)

September 1, 2001 • Attendance: 17,179

Scoring: COL—Bravo (Balboa, Carrieri 28), Bravo (Shak, Hart 85); LA—Cienfuegos (Quijano, Elliott 11), Califf (Lalas, Hendrickson 69), Lalas (Hernandez 101)

	Shots	Saves	Fouls	Offside	Corner Kicks
COL	7	6	15	2	4
LA	15	2	21	4	7

Colorado (0) vs Los Angeles (2)

September 8, 2001 • Attendance: 17,129

Scoring: LA—Elliott (Caligiuri, Vanney 20), Vagenas (Frye, Victorine 93+)

	Shots	Saves	Fouls	Offside	Corner Kicks
LA	8	5	8	4	3
COL	15	3	18	3	4

2000 RAPIDS

SEASON SUMMARY

Even before it began, it was obvious that the 2000 season was going to be the beginning of a youth movement in Colorado as the Rapids held three of the first ten picks in the MLS SuperDraft. Adin Brown, Wes Hart and Alan Woods were selected to give the Rapids a burst of youthful energy, and forward Junior Agogo was brought in to try and replace the departed Wolde Harris.

However, all the new faces took some time to get on the same page and the Rapids once again found themselves fighting for a playoff spot. Unable to put together a multiple-game winning streak and hovering right around the eighth and final playoff position all season long, Colorado's postseason aspirations came down to its final match of the season against Los Angeles.

Needing a win to ensure a playoff berth, the Rapids were unable to beat Kevin Hartman in regulation



The 2000 Rapids were led by Junior Agogo with 10 goals and Paul Bravo and Jorge Dely Valdes with seven goals apiece as they advanced to the postseason for the fourth consecutive year.

and the game went to overtime scoreless. But in the 97th minute, Paul Bravo took a pass from Jorge Dely Valdes to score his 7th and final goal of the regular season and send the Rapids to the postseason for the fourth consecutive season, setting off massive celebrations amongst the 18,570 fans at Mile High Stadium that night. But the good times would end there as the eventual MLS Cup Champion Kansas

City Wizards knocked the Rapids out of the opening round of the playoffs in three games. The game would also be the last for head coach Glenn "Mooch" Myernick who was relieved of his coaching duties during the offseason. In four years at the helm, Myernick guided the Rapids to a 63-61-4 record and four postseason appearances, including the club's only MLS Cup appearance in 1997.

2000 RAPIDS INDIVIDUAL STATISTICS

2000 COLORADO RAPIDS STATISTICS (13-15-4, 43 pts.) THROUGH GAMES OF SEPTEMBER 8, 2000

#	POS	PLAYER	GP	GS	MIN	G	A	PTS	SHT	SOG	BLK	FC	FS	OFF	CK	C	E
15	FWD	Junior Agogo*	22	21	1936	10	7	27	102	48	0	44	39	37	3	2	0
9	MID	Paul Bravo	27	24	2009	7	3	17	51	22	1	36	28	7	0	3	0
11	FWD	Jorge Dely Valdes	20	13	1352	7	1	15	50	25	0	26	26	18	0	2	0
17	DEF	Marcelo Balboa	28	28	2495	4	5	13	42	20	4	22	26	0	0	4	1
10	MID	Anders Limpar	18	12	1116	1	9	11	20	11	0	21	40	4	63	3	0
33	FWD	Matt Okoh	21	12	1039	2	6	10	36	5	0	40	34	9	0	4	0
20	FWD	Henry Zambrano	18	13	1077	2	4	8	23	12	0	19	21	18	8	2	0
5	MID	Jason Bent	21	21	1897	2	2	6	12	5	0	24	35	0	0	2	1
22	MID	Joey DiGiamarino	18	6	824	1	3	5	11	6	1	21	16	3	8	2	0
16	MID	Jason Moore	27	27	2385	0	5	5	18	6	0	53	83	10	34	5	0
6	MID	Ross Paule	16	6	807	2	1	5	11	4	0	15	10	1	42	2	0
4	DEF	Scott Vermillion	28	25	2244	2	1	5	24	9	4	55	25	2	0	6	0
12	MID	Wes Hart	7	4	480	2	0	4	8	4	0	14	17	4	0	1	0
21	FWD	Paul Dougherty	24	19	1596	0	3	3	24	9	0	22	32	0	13	2	0
7	DEF	David Vaudreuil	28	28	2479	0	3	3	17	1	3	31	23	3	1	0	0
14	DEF	Chris Martinez	30	30	2662	0	2	2	11	5	0	70	16	0	0	6	0
24	GK	Adin Brown	13	13	1146	0	1	1	0	0	0	0	4	0	0	1	0
3	DEF	Lance Key	21	21	1940	0	1	1	14	2	1	35	27	0	0	6	0
19	MID	Kevin Anderson*	4	2	83	0	0	0	2	0	0	4	2	0	1	0	0
18	MID	Danny DeVall	2	1	110	0	0	0	0	0	0	1	0	0	0	0	0
18	FWD	Jeff DiMaria	4	2	193	0	0	0	2	1	0	5	6	0	0	1	0
15	DEF	Tahj Jakins*	1	0	57	0	0	0	0	0	0	3	4	0	0	0	0
1	GK	David Kramer	20	19	1804	0	0	0	0	0	0	0	1	0	0	0	0
2	M/D	Keyeno Thomas	12	5	592	0	0	0	2	0	3	17	7	0	0	1	0
8	M/D	Seth Trembly	4	0	21	0	0	0	2	1	0	1	1	0	0	1	0
25	MID	Craig Waibel	2	0	62	0	0	0	0	0	0	2	3	0	0	0	0
16	DEF	Alan Woods	1	0	5	0	0	0	0	0	0	0	0	0	0	0	0
		TEAM TOTALS	32	32	2948	43	57	143	482	196	17	581	551	116	173	56	2
		OPPONENT TOTALS	32	32	2948	59	81	199	507	227	12	551	581	94	207	60	7

GAME-WINNING GOALS: Junior Agogo 5, Paul Bravo 2, Marcelo Balboa 2, Scott Vermillion 1, Wes Hart 1, Joey DiGiamarino 1, Jorge Dely Valdes 1

GAME-WINNING ASSISTS: Anders Limpar 5, Jason Moore 3, Matt Okoh 2, Henry Zambrano 1, Lance Key 1, Paul Dougherty 1, Joey DiGiamarino 1, Jorge Dely Valdes 1, Adin Brown 1, Paul Bravo 1, Jason Bent 1, Marcelo Balboa 1, Junior Agogo 1

PENALTY KICK GOALS/ATTEMPTS: Junior Agogo 1-3, Paul Bravo 2-2, Ross Paule 1-1, Anders Limpar 0-1

COLORADO RAPIDS INDIVIDUAL GOALKEEPING

#	POS	GOALKEEPER	GP	GS	MIN	SHTS	SV	C/P	GA	GAA	PG	PA	W	L	T	SO	OT RECORD
1	GK	David Kramer	20	19	1804	125	79	80	33	1.65	1	1	9	8	3	4	2-1-3
24	GK	Adin Brown	13	13	1146	102	72	39	26	2.04	2	3	4	7	1	2	1-0-1
		TEAM TOTALS	32	32	2948	227	151	119	59	1.80	3	4	13	15	4	7	3-1-4
		OPPONENT TOTALS	32	32	2948	196	142	134	43	1.31	4	7	15	13	4	6	1-3-4

*Indicates individual played with other teams in 2000. Only Colorado Rapids statistics listed here.

2000 RAPIDS REGULAR SEASON LINEUPS

DATE	RESULT	OPP	GK	DEFENDERS	MIDFIELDERS	FORWARDS
3/18	L 1-2	at LA	Brown	Balboa, Key, Martinez	Anderson (Dougherty 46), Bent, DiMaria (Woods 85), Moore, Vermillion	Bravo, Zambrano
3/25	W 1-0	at DAL	Brown (Kramer 51)	Balboa, Key, Martinez, Vermillion	Anderson (Jakins 33), Bravo (Limpar 33), Dougherty, Moore, Zambrano (DiMaria 85)	Dely Valdes
4/1	L 0-3	at KC	Brown	Balboa, Key, Martinez, Vermillion (Thomas 30)	Bent, Dougherty (DiGiamarino 56), Limpar (Trembly 88), Moore	DiMaria, Zambrano
4/8	W 1-0	vs TB	Kramer	Balboa, Key, Martinez, Vaudreuil	Bent, DiGiamarino (DiMaria 77), Limpar (Anderson 90), Moore	Dely Valdes, Zambrano (Dougherty 65)
4/15	L 2-4	at TB	Kramer	Balboa, Key, Martinez (Thomas 90), Vaudreuil	Bent, Dougherty (Anderson 86), Limpar (Vermillion 79)	Agogo, Dely Valdes, Moore
4/22	W 3-2	at CLB	Kramer	Balboa, Key, Martinez, Vaudreuil, Vermillion	Dougherty, Limpar (DeVall 60), Moore	Agogo, Dely Valdes
4/29	L 0-5	vs KC	Kramer	Balboa, Martinez (Thomas 79), Vaudreuil, Vermillion	Bent, Dougherty (Waibel 85), Moore	Agogo, Bravo (Zambrano 65), Dely Valdes
5/3	W 2-1	at CHI	Brown	Balboa, Martinez, Vaudreuil, Vermillion	Bent, Bravo (Thomas 64), Dougherty (Zambrano 70), Moore	Agogo (Trembly 91+), Dely Valdes
5/6	L 2-5	vs DC	Brown	Balboa, Martinez, Vermillion	Bravo (DiGiamarino 57), DeVall (Trembly 80), Dougherty (Zambrano 65), Moore, Vaudreuil	Agogo, Okoh
5/13	L 1-2	vs MIA	Brown	Balboa, Martinez, Vaudreuil, Vermillion (Okoh 86)	Agogo, Bent, Bravo, DiGiamarino	Dely Valdes, Zambrano
5/17	W 4-3	at NE	Brown	Bent, Martinez (Waibel 33), Thomas (Okoh 76), Vaudreuil, Vermillion	DiGiamarino, Moore	Agogo, Bravo (Dougherty 70), Zambrano
5/20	L 0-2	at MIA	Brown	Balboa (Thomas 39), Martinez, Vaudreuil (Okoh 73), Vermillion	Bent, Bravo, DiGiamarino (Dougherty 62), Moore	Agogo, Zambrano
5/29	W 2-1	vs NE	Brown	Martinez, Vermillion	Bravo, Dougherty (Paule 73), Moore, Okoh (DiGiamarino 65), Thomas, Vaudreuil, Zambrano	Agogo (Limpar 84)
6/3	L 2-4	at SJ	Brown	Martinez, Thomas, Vaudreuil, Vermillion	Bravo, Dougherty (Paule 60), Moore, Okoh, Zambrano (Limpar 77)	Agogo
6/10	W 1-0	vs LA	Brown	Balboa, Martinez, Thomas, Vermillion	Bravo, Moore, Vaudreuil, Zambrano (Paule 46)	Agogo, Dougherty (Limpar 91)
6/17	T 0-0	vs CLB	Brown	Balboa, Martinez, Vaudreuil, Vermillion	Bent, Bravo, Limpar (Paule 95), Moore, Okoh (Dely Valdes 68)	Agogo
6/24	L 1-3	vs MET	Brown	Balboa, Martinez, Vermillion	Bent, Bravo (DiGiamarino 46), Limpar, Moore, Vaudreuil (Okoh 75), Zambrano (Dely Valdes)	Agogo
6/28	W 1-0	vs DAL	Kramer	Balboa, Key, Martinez (Bravo 84), Vermillion	Bent, Dougherty, Limpar (Paule 65), Moore, Okoh (Dely Valdes 46)	Agogo
7/1	T 1-1	at DC	Kramer	Balboa, Key, Vaudreuil (Paule 85), Vermillion	Bent, Bravo, Dougherty (Limpar 67), Moore	Agogo, Dely Valdes (Okoh 76)
7/4	W 2-1	vs CHI	Kramer	Balboa, Key, Martinez, Vermillion	Bent, Bravo (Paule 96), Dougherty (Dely Valdes 83), Limpar, Vaudreuil (Okoh 73)	Agogo
7/8	L 0-1	vs SJ	Kramer	Balboa, Key, Martinez, Vermillion	Bent, Bravo (Okoh 63), Dougherty (DiGiamarino 70), Limpar, Vaudreuil (Dely Valdes 80)	Agogo
7/15	W 2-1	at SJ	Kramer	Balboa, Key, Martinez, Vaudreuil (DiGiamarino 72)	Dougherty (Thomas 91+), Okoh, Paule (Bravo 79), Vermillion	Agogo, Limpar
7/21	T 1-1	vs CHI	Kramer	Balboa, Key, Martinez	Dougherty, Limpar, Moore (DiGiamarino 4), Vaudreuil, Vermillion (Bravo 81)	Agogo, Zambrano (Hart 60)
8/2	L 1-3	at KC	Kramer	Balboa, Key, Martinez, Vaudreuil	Bent, Bravo, Dougherty (Limpar 62), Moore	Agogo, Okoh (Dely Valdes 68)
8/5	W 2-0	vs SJ	Kramer	Balboa, Key, Martinez, Vaudreuil (DiGiamarino 80)	Bent, Bravo, Limpar (Paule 29), Moore (Zambrano 75), Okoh	Dely Valdes
8/12	L 1-4	at MIA	Kramer	Balboa, Key (Vermillion 85), Martinez	Bent, Bravo, DiGiamarino, Dougherty (Paule 68), Vaudreuil	Dely Valdes, Okoh (Agogo 46)
8/16	L 0-1	at LA	Kramer	Balboa, Key, Martinez	Bravo (Okoh 93+), DiGiamarino, Moore, Vaudreuil, Vermillion	Agogo (Hart 54), Zambrano (Paule 66)
8/20	L 3-5	at MET	Kramer	Balboa, Key, Thomas, Vaudreuil, Vermillion	Dougherty (Trembly 82), Moore (DiGiamarino 66), Paule	Dely Valdes, Okoh (Hart 70)
8/26	T 1-1	vs KC	Kramer	Balboa, Key, Martinez (Okoh 78)	Bent, Bravo, Hart, Moore (DiGiamarino 81), Paule, Vaudreuil	Dely Valdes
8/30	W 3-1	vs MIA	Kramer	Balboa, Key, Martinez	Bent, Bravo, Moore (DiGiamarino 65), Paule (Vermillion 91+), Vaudreuil	Dely Valdes, Hart (Dougherty 88)
9/3	L 1-2	at CHI	Kramer	Balboa (DiGiamarino 53), Key, Martinez (Thomas 89), Vermillion	Bravo, Hart, Moore (Zambrano 78), Paule, Vaudreuil	Okoh
9/8	W 1-0	vs LA	Kramer	Key, Martinez, Vaudreuil, Vermillion	Bent, Bravo, Hart, Moore, Paule	Okoh (Dely Valdes 69)

2000 RAPIDS BOX SCORES

Colorado (1) at Los Angeles (2)

March 18, 2000 • Attendance: 24,831

Scoring: COL—Bravo (unassisted 64); LA—Jones (Cienfuegos, Myers 60), Vanney (unassisted 74)

	Shots	Saves	Fouls	Offside	Corner Kicks
COL	10	8	19	2	2
LA	18	2	21	3	10

Colorado (1) at Dallas (0)

March 25, 2000 • Attendance: 13,119

Scoring: COL—Balboa (Limpar 80)

	Shots	Saves	Fouls	Offside	Corner Kicks
COL	8	2	16	4	2
DAL	8	5	19	4	7

Colorado (0) at Kansas City (3)

April 1, 2000 • Attendance: 5,250

Scoring: KC—Molnar (Klein 38), Johnston (Molnar 49), Klein (Johnston, Meola 82)

	Shots	Saves	Fouls	Offside	Corner Kicks
COL	9	7	18	2	4
KC	22	2	16	1	9

Colorado (1) vs Tampa Bay (0)

April 8, 2000 • Attendance: 17,105

Scoring: COL—DiGiamarino (Moore, Limpar 74)

	Shots	Saves	Fouls	Offside	Corner Kicks
TB	24	4	13	2	9
COL	16	6	16	7	7

Colorado (2) at Tampa Bay (4)

April 15, 2000 • Attendance: 9,123

Scoring: COL—Dely Valdes (Balboa 13), Dely Valdes (Limpar, Agogo 58); TB—Diallo (Quill 14), Bankov (Quill 21), Diallo (Quill, Valderrama 38), M. Lagos (Valderrama 89)

	Shots	Saves	Fouls	Offside	Corner Kicks
COL	22	3	13	5	11
TB	15	6	16	7	4

Colorado (3) at Columbus (2)

April 22, 2000 • Attendance: 12,295

Scoring: COL—Dely Valdes (unassisted 10), Balboa (Limpar, Agogo 55), Agogo (Dougherty, Moore 60); CLB—Washington (West, Warzycha 6), Washington (McBride, Cunningham 80)

	Shots	Saves	Fouls	Offside	Corner Kicks
COL	22	3	23	3	6
CLB	17	6	14	0	4

Colorado (0) vs Kansas City (5)

April 29, 2000 • Attendance: 9,754

Scoring: KC—Johnston (Klein 18), Klein (unassisted 37), Preki (unassisted 50), McKeon (Johnston 58), Henderson (Glasgow, Johnson 84)

	Shots	Saves	Fouls	Offside	Corner Kicks
KC	11	8	8	0	1
COL	19	1	16	4	9

Colorado (2) at Chicago (1)

May 3, 2000 • Attendance: 5,144

Scoring: COL—Agogo (unassisted 18), Dely Valdes (Agogo, Brown 71); CHI—Kubik (unassisted 78)

	Shots	Saves	Fouls	Offside	Corner Kicks
COL	4	11	24	3	1
CHI	31	2	13	0	10

Colorado (2) vs D.C. United (5)

May 6, 2000 • Attendance: 7,125

Scoring: DC—Talley (Etcheverry 36), Moreno (unassisted 59), Moreno (Maessner, Auger 62), Llamasa (Etcheverry 70), Moreno (Etcheverry, Agos 78); COL—Vermillion (unassisted 56), Agogo (unassisted 67)

	Shots	Saves	Fouls	Offside	Corner Kicks
DC	21	1	15	7	8
COL	12	6	18	1	7

Colorado (1) vs Miami (2)

May 13, 2000 • Attendance: 16,582

Scoring: MIA—Heaps (Serna, Welton 74), Lassiter (Rimando 79); COL—Bent (unassisted 50)

	Shots	Saves	Fouls	Offside	Corner Kicks
MIA	23	7	11	6	9
COL	16	9	17	8	5

Colorado (4) at New England (3)

May 17, 2000 • Attendance: 9,306

Scoring: COL—Zambrano (Agogo, Moore 39), Bent (Zambrano 79), Zambrano (Dougherty, DiGiamarino 84), Agogo (Zambrano, DiGiamarino 85); NE—Chronopoulos (Torres, Harris 25), Baba (Harkes 59), Harris (Torres 67)

	Shots	Saves	Fouls	Offside	Corner Kicks
COL	9	4	23	2	2
NE	13	2	19	4	7

Colorado (0) at Miami (2)

May 20, 2000 • Attendance: 5,088

Scoring: MIA—Serna (Machon 19), Lassiter (Kamler, Williams 25)

	Shots	Saves	Fouls	Offside	Corner Kicks
COL	15	4	18	3	7
MIA	15	5	24	7	3

Colorado (2) vs New England (1)

May 29, 2000 • Attendance: 5,162

Scoring: NE—Keegan (Beasley, Franchino 90); COL—Agogo (Bravo, Zambrano 38), Agogo (unassisted 80)

	Shots	Saves	Fouls	Offside	Corner Kicks
NE	17	3	16	3	3
COL	14	5	14	5	5

Colorado (1) at San Jose (4)

June 3, 2000 • Attendance: 8,129

Scoring: COL—Bravo (Agogo, Vaudreuil 13), Bravo (Agogo, Okoh 40); SJ—Doyle (Solis, Azizi 57), Conteh (Conrad, Mulrooney 88), Brose (Doyle, Conteh 90), Azizi (Conteh, Brose 92+)

	Shots	Saves	Fouls	Offside	Corner Kicks
COL	9	4	22	2	5
SJ	17	4	17	3	7

Colorado (1) vs Los Angeles (0)

June 10, 2000 • Attendance: 13,431

Scoring: COL—Agogo (unassisted 95)

	Shots	Saves	Fouls	Offside	Corner Kicks
LA	10	4	17	5	5
COL	19	2	14	3	6

Colorado (0) vs Columbus (0)

June 17, 2000 • Attendance: 6,442

	Shots	Saves	Fouls	Offside	Corner Kicks
CLB	19	3	20	1	10
COL	28	6	18	2	10

2000 RAPIDS BOX SCORES

Colorado (1) vs MetroStars (3)

June 24, 2000 • Attendance: 4,711

Scoring: MET–Jolley (Chung 9), Ramos (Mathis, Chung 43), Valencia (Mathis, Ramos 48); COL–Okoh (DiGiamarino, Balboa 82)

	Shots	Saves	Fouls	Offside	Corner Kicks
MET	16	8	22	4	6
COL	16	5	11	3	3

Colorado (1) vs Dallas (0)

June 28, 2000 • Attendance: 4,640

Scoring: COL–Vermillion (Limpar, Moore 55)

	Shots	Saves	Fouls	Offside	Corner Kicks
DAL	9	7	14	6	8
COL	19	3	16	2	5

Colorado (1) at D.C. United (1)

July 1, 2000 • Attendance: 14,882

Scoring: COL–Okoh (Limpar, Bent 92+); DC–Diaz Arce (Convey 49)

	Shots	Saves	Fouls	Offside	Corner Kicks
COL	9	9	18	4	8
DC	19	2	24	3	11

Colorado (2) vs Chicago (1)

July 4, 2000 • Attendance: 53,126

Scoring: CHI–Lewis (Armas 45); COL–Limpar (Agogo, Okoh 89), Balboa (Okoh 98)

	Shots	Saves	Fouls	Offside	Corner Kicks
CHI	13	5	23	2	5
COL	17	3	22	0	4

Colorado (0) vs San Jose (1)

July 8, 2000 • Attendance: 7,520

Scoring: SJ–Conteh (Mulrooney 34)

	Shots	Saves	Fouls	Offside	Corner Kicks
SJ	15	12	18	5	7
COL	19	6	8	7	7

Colorado (2) at San Jose (1)

July 15, 2000 • Attendance: 10,131

Scoring: COL–Agogo (Okoh 6), Agogo (Limpar, Bravo 89); SJ–Brose (Azizi 63)

	Shots	Saves	Fouls	Offside	Corner Kicks
COL	5	3	23	3	1
SJ	8	2	19	0	8

Colorado (1) vs Chicago (1)

July 21, 2000 • Attendance: 5,895

Scoring: CHI–Bocanegra (Gutierrez, Marsch 35); COL–Agogo (Limpar, Zambrano 27)

	Shots	Saves	Fouls	Offside	Corner Kicks
CHI	18	3	19	1	4
COL	12	5	22	2	2

Colorado (1) at Kansas City (3)

August 2, 2000 • Attendance: 4,960

Scoring: COL–Bravo (unassisted 85); KC–Zavagnin (Preki 2), Molnar (Johnston, Henderson 75), Glasgow (Klein, McKeon 92+)

	Shots	Saves	Fouls	Offside	Corner Kicks
COL	15	2	18	0	5
KC	15	4	17	1	6

Colorado (2) vs San Jose (0)

August 5, 2000 • Attendance: 14,510

Scoring: COL–Bravo (Okoh, Limpar 5), own goal (Doyle 13)

	Shots	Saves	Fouls	Offside	Corner Kicks
SJ	13	8	14	0	7
COL	22	4	11	6	6

Colorado (1) at Miami (4)

August 12, 2000 • Attendance: 6,838

Scoring: COL–Balboa (Dougherty 54); MIA–Rooney (Williams, Gutierrez 37), Williams (Serna, Gutierrez 40), Welton (Lassiter, Rooney 83), Lassiter (Williams, Heaps 84)

	Shots	Saves	Fouls	Offside	Corner Kicks
COL	24	5	12	5	6
MIA	19	5	9	2	5

Colorado (0) at Los Angeles (1)

August 16, 2000 • Attendance: 5,187

Scoring: LA–Yanney (unassisted 98)

	Shots	Saves	Fouls	Offside	Corner Kicks
COL	10	9	15	9	2
LA	25	4	17	6	9

Colorado (3) at MetroStars (5)

August 20, 2000 • Attendance: 27,897

Scoring: COL–Dely Valdes (Moore, Vaudreuil 43), Paule (unassisted 86), Dely Valdes (Balboa, Paule 89); MET–Mathis (Chung 19), Comas (unassisted 51), Chung (Villegas, Ramos 53), Mathis (Ramos 57), Petke (Jolley, Chung 65)

	Shots	Saves	Fouls	Offside	Corner Kicks
COL	20	5	18	4	6
MET	17	5	20	3	3

Colorado (1) vs Kansas City (1)

August 26, 2000 • Attendance: 10,109

Scoring: KC–Preki (Byaruhanga 21); COL–Hart (Martinez 66)

	Shots	Saves	Fouls	Offside	Corner Kicks
KC	10	5	23	3	7
COL	17	2	27	2	11

Colorado (3) vs Miami (1)

August 30, 2000 • Attendance: 6,598

Scoring: MIA–McKinley (Machon 41); COL–Bravo (Vaudreuil, Balboa 21), Hart (Balboa, Key 72), Dely Valdes (Martinez, Bravo 85)

	Shots	Saves	Fouls	Offside	Corner Kicks
MIA	14	3	13	2	10
COL	15	2	22	7	6

Colorado (1) at Chicago (2)

September 3, 2000 • Attendance: 11,814

Scoring: COL–Paule (Okoh, Vermillion 7); CHI–Kovalenko (Stoitchkov, Novak 26), Kovalenko (Marsch, Whitfield 32)

	Shots	Saves	Fouls	Offside	Corner Kicks
COL	12	5	30	3	6
CHI	10	3	16	0	2

Colorado (1) vs Los Angeles (0)

September 8, 2000 • Attendance: 18,570

Scoring: COL–Bravo (Dely Valdes, Bent 97)

	Shots	Saves	Fouls	Offside	Corner Kicks
LA	5	2	24	3	3
COL	18	2	19	3	6

1999 RAPIDS SEASON SUMMARY

With the addition of experienced internationals like Panamanian striker Jorge Dely Valdes and Swedish midfielder Anders Limpar, as well as goalkeeper Ian Feuer, Head Coach Glenn Myernick appeared to have the strongest squad in the Rapids' four-year history. Those assumptions proved to be true in the first half of the season as Colorado jumped out to a 12-4 record and was alone in first place in the Western Conference.

While the Rapids would not remain in first place, eventually falling to fourth, they did record the best regular season in team history with a 20-12 record for a team record 48 points. The triple-edged forward sword of Paul Bravo, Wolde Harris and Dely Valdes combined to score 25 of the Rapids' 38 goals and was a constant threat all season long, but the goals dried up over the final third of the season as the team managed to score just three in its final 13 games.



Ross Paule led the team with nine assists as the Rapids hit an early scoring drive but were knocked out of the postseason by the LA Galaxy.

That lack of firepower overshadowed the sensational play of Feuer, who became the Rapids' number one keeper when Marcus Hahnmann was sold to Fulham of the English First Division. Both keepers finished the season with 10 wins and Feuer was able to post a team record eight shutouts in his 19 games.

In the postseason, the Rapids' woes in front of goal continued and they were swept out of the postseason by the Los Angeles Galaxy without scoring a goal.

Despite missing out on a chance to win their first MLS Cup, the Rapids did have a shot at some hardware when they reached the Lamar Hunt U.S. Open Cup Final for the first time in team history. However, it was not to be and Colorado was upset by the

Rochester Raging Rhinos in the final 2-0 and thus keeping the Rapids trophy cabinet bare for yet another season.

1999 RAPIDS INDIVIDUAL STATISTICS

1999 COLORADO RAPIDS STATISTICS (20-12-0, 48 pts.) THROUGH GAMES OF OCTOBER 9, 1999

#	POS	PLAYER	GP	GS	MIN	G	A	PTS	SHT	SOG	BLK	FC	FS	OFF	CK	C	E
11	FWD	Jorge Dely Valdes	32	27	2415	10	6	26	70	28	0	32	61	31	1	2	0
13	FWD	Wolde Harris	29	24	2096	8	8	24	68	36	0	53	31	24	1	1	0
9	MID	Paul Bravo	25	23	1966	7	5	19	40	21	0	26	57	26	0	1	0
20	MID	Ross Paule	26	26	2231	3	9	15	33	9	2	38	25	1	34	1	0
10	MID	Anders Limpar	18	16	1358	2	6	10	20	5	0	35	34	3	78	4	1
22	MID	Joey DiGiamarino	26	21	1913	3	2	8	26	11	1	35	42	8	1	3	0
23	MID	Kevin Anderson	17	11	920	1	2	4	16	7	0	14	10	2	2	0	1
17	DEF	Marcelo Balboa	27	27	2430	1	2	4	33	6	2	26	15	0	0	1	0
1	GK	Marcus Hahnemann	13	13	1170	0	3	3	0	0	0	0	5	0	0	1	0
5	MID	Jason Bent	18	16	1497	0	2	2	8	2	0	20	20	2	0	5	0
2	DEF	Matt McKeon	28	27	2415	0	2	2	29	10	2	80	31	0	0	9	0
16	FWD	Darren Sawatzky	14	5	494	1	0	2	11	2	0	10	6	2	1	2	0
6	DEF	Peter Vermes	32	32	2880	0	2	2	7	0	1	29	38	2	35	5	0
8	DEF	Tim Martin	19	15	1295	0	1	1	4	0	0	21	19	0	1	4	0
7	DEF	David Vaudreuil	31	31	2774	0	1	1	17	6	0	37	41	3	2	2	0
12	FWD	Marquis White	22	2	441	0	1	1	10	2	0	6	6	8	0	0	0
24	GK	Ian Feuer	19	19	1696	0	0	0	0	0	0	0	3	0	0	1	0
15	DEF	Tahj Jakins	19	9	803	0	0	0	4	1	0	19	9	1	0	2	0
18	MID	Guillermo Jara*	2	0	6	0	0	0	0	0	0	0	0	0	0	0	0
14	DEF	Chris Martinez	16	8	798	0	0	0	1	1	1	11	5	0	0	0	0
19	GK	Russell Payne*	1	0	14	0	0	0	0	0	0	1	0	0	0	1	0
Own-goals received							2										
TEAM TOTALS			32	32	2880	38	52	128	397	147	9	493	487	113	156	45	2
OPPONENT TOTALS			32	32	2880	39	55	133	471	186	5	487	493	79	171	57	8

GAME-WINNING GOALS: Jorge Dely Valdes 7, Wolde Harris 4, Ross Paule 1, Joey DiGiamarino 1, Paul Bravo 1

GAME-WINNING ASSISTS: Ross Paule 5, Wolde Harris 3, Anders Limpar 2, Paul Bravo 2, Jason Bent 2, Kevin Anderson 2, Peter Vermes 1, David Vaudreuil 1, Matt McKeon 1, Marcus Hahnemann 1, Joey DiGiamarino 1, Jorge Dely Valdes 1, Marcelo Balboa 1

PENALTY KICK GOALS/ATTEMPTS: Wolde Harris 3-5

COLORADO RAPIDS INDIVIDUAL GOALKEEPING

#	POS	GOALKEEPER	GP	GS	MIN	SHTS	SV	C/P	GA	GAA	PG	PA	W	L	T	SO	OT	RECORD
1	GK	Marcus Hahnemann	13	13	1170	85	68	60	14	1.08	0	1	10	3	0	4		
24	GK	Ian Feuer	19	19	1696	99	70	63	23	1.22	2	2	10	9	0	8		
19	GK	Russell Payne	1	0	14	2	0	0	2	12.86	1	1	0	0	0	0		
TEAM TOTALS			32	32	2880	186	138	123	39	1.22	3	4	20	12	0	12		
OPPONENT TOTALS			32	32	2880	147	106	131	38	1.19	3	5	12	20	0	11		

*Indicates individual played with other teams in 1999. Only Colorado Rapids statistics listed here.

1999 RAPIDS REGULAR SEASON LINEUPS

DATE	RESULT	OPP	GK	DEFENDERS	MIDFIELDERS	FORWARDS
3/20	L 1-1	at LA	Hahnemann	Balboa, Bent, Vaudreuil, Vermes	Limpar, McKeon, Paule	Bravo (Harris 71), Dely Valdes, DiGiamarino
3/27	L 2-2	at SJ	Hahnemann	Balboa, Bent, Vermes	DiGiamarino, Limpar (Jakins 89), McKeon, Paule (Martinez 75), Vaudreuil	Bravo, Dely Valdes (White 78)
4/10	W 4-1	vs MIA	Hahnemann	Balboa, Bent, Vermes	DiGiamarino, Limpar (Jakins 85), McKeon, Paule, Vaudreuil	Dely Valdes (White 82), Harris
4/17	W 1-1	vs KC	Hahnemann	Balboa, McKeon, Vermes	Bent, DiGiamarino, Limpar, Paule, Vaudreuil	Dely Valdes, Harris
5/1	W 2-1	at NE	Hahnemann	Balboa, DiGiamarino, McKeon	Bent, Bravo, Paule (Anderson 88), Vaudreuil, Vermes	Dely Valdes, Harris (White 84)
5/8	W 1-1	at DAL	Hahnemann	Balboa, Bent, Vermes	Bravo (Martinez 84), DiGiamarino, McKeon, Paule (Limpar 68), Vaudreuil	Dely Valdes, Harris (White 76)
5/16	W 1-0	at CHI	Hahnemann	Balboa, Bent, Vaudreuil, Vermes	DiGiamarino, Limpar (Jakins 81), McKeon, Paule (Martinez 87)	Bravo, Harris (Dely Valdes 60)
5/22	W 2-0	vs MET	Hahnemann	Balboa, Bent, Vaudreuil, Vermes	Anderson (Martin 77), Bravo(Dely Valdes 81), Limpar (Jakins 84), McKeon, Paule	Harris
5/27	W 4-2	vs SJ	Hahnemann	Balboa, McKeon, Vermes	Anderson (Martin 66), Bent, Bravo (Dely Valdes 46), Limpar (Jakins 79), Paule, Vaudreuil	Harris
6/3	L 3-4	at SJ	Hahnemann	Jakins, Martin, McKeon, Vermes	Anderson (Dely Valdes 56), Bravo (White 76), Limpar, Paule, Vaudreuil	Harris (Sawatzky 87)
6/12	W 1-0	at MET	Hahnemann	Balboa, Bent(Martinez 88),	Anderson, Limpar (Martin 88), Paule, McKeon, Vaudreuil, Vermes	Dely Valdes, Harris (Bravo 67)
6/19	W 2-1	vs DAL	Hahnemann	Balboa, Vaudreuil, Vermes	Bravo, Limpar (DiGiamarino 80), Martin, McKeon, Paule (Jakins 88)	Dely Valdes, Harris (White 85)
6/26	W 2-0	vs CHI	Hahnemann	Balboa, Bent, Vaudreuil, Vermes	Limpar (DiGiamarino 72), McKeon, Paule	Bravo (Jakins 85), Dely Valdes, Harris (White 84)
7/4	L 0-3	vs CLB	Feuer	Balboa, Bent, Vaudreuil (DiGiamarino 74), Vermes	Limpar (Sawatzky 82), McKeon, Paule, Harris (White 79)	Bravo, Dely Valdes,
7/7	W 2-1	at KC	Feuer	Balboa, Bent, Vermes	Bravo (Jakins 77), Limpar (DiGiamarino 86), McKeon, Paule, Vaudreuil	Dely Valdes (White 72), Harris
7/10	W 2-1	at DC	Feuer	Balboa, Bent, Vaudreuil, Vermes	Bravo, DiGiamarino (Martinez 76), Jakins, Paule	Dely Valdes, Harris
7/25	L 2-2	vs TB	Feuer	Martinez, Vaudreuil, Vermes	DiGiamarino, Limpar, Martin (Sawatzky 64), McKeon, Paule	Dely Valdes, Harris (White 77)
7/28	W 1-0	vs LA	Feuer	Martin, Martinez, Vaudreuil, Vermes	DiGiamarino, Jakins, Paule	Dely Valdes (Sawatzky 89), Harris (White 80), Limpar (Anderson 74)
7/31	W 2-0	at DAL	Feuer	Martin, Martinez, Vermes	Anderson, DiGiamarino, Jakins, Sawatzky (Jara 86), Vaudreuil	Dely Valdes (Bent 65), Harris (White 74)
8/6	W 0-0	vs NE	Feuer	Jakins, Martin (Sawatzky 73), Martinez, Vermes	Anderson (McKeon 81), Bent, DiGiamarino, Vaudreuil	Dely Valdes, White (Bravo 60)
8/8	L 0-5	at CHI	Feuer (Payne 76)	Balboa, Martinez, Vaudreuil, Vermes	Bent, Bravo (White 65), DiGiamarino (Sawatzky 78), Jakins (Anderson 46), McKeon	Dely Valdes
8/13	W 1-0	at TB	Feuer	Balboa, Martinez, Vaudreuil	Bravo (Anderson 69), DiGiamarino, McKeon, Paule (Sawatzky 42), Vermes	Dely Valdes, Harris
8/18	L 0-3	vs DAL	Feuer	Balboa, Jakins (Martin 66), Martinez, McKeon (Anderson 83), Vermes	DiGiamarino (White 46), Sawatzky, Vaudreuil	Dely Valdes, Harris
8/28	L 0-1	vs DC	Feuer	Balboa, Martin (Jara 88), Vaudreuil, Vermes	Bravo, McKeon, Paule	Anderson (Sawatzky 81), Dely Valdes, Harris (White 74)
9/4	L 1-2	at CLB	Feuer	Balboa, Martin (Sawatzky 78), Vaudreuil, Vermes	Anderson (White 82), Bravo, McKeon, Paule	Dely Valdes, Harris
9/10	W 0-0	vs KC	Feuer	Balboa, Martin, McKeon, Vermes	Anderson (White 81), Bravo, Paule, Sawatzky (DiGiamarino 59), Vaudreuil	Dely Valdes (Harris 70)
9/18	W 1-0	vs LA	Feuer	Balboa, Martin, Vaudreuil, Vermes	Bravo, DiGiamarino (Martinez 85), McKeon, Paule	Dely Valdes (Jakins 69), Harris (White 89)
9/25	W 0-0	at KC	Feuer	Balboa, Martin (Martinez 83), Vaudreuil, Vermes	DiGiamarino, McKeon, Paule, Sawatzky (Harris 69)	Bravo, Dely Valdes
9/29	L 0-4	at LA	Feuer	Balboa, Jakins, Martin, Vaudreuil, Vermes	DiGiamarino, Paule (Anderson 73), Sawatzky (White 54)	Bravo, Dely Valdes (Harris 63)
10/1	W 0-0	vs SJ	Feuer	Balboa, Jakins (Limpar 62), Martin (Bent 56), Martinez, McKeon, Vermes	Anderson, DiGiamarino	Harris (Dely Valdes 73), White
10/6	L 0-1	vs CHI	Feuer	Balboa, Martin (Harris 70), McKeon, Vermes	Bravo, DiGiamarino, Limpar, Paule, Vaudreuil	Dely Valdes
10/9	L 0-2	at MIA	Feuer	Balboa, Martin, McKeon (Jakins 73), Vermes	Anderson (Martinez 64), Bravo, DiGiamarino, Vaudreuil	Dely Valdes (White 72), Harris

1999 RAPIDS BOX SCORES

Colorado (1) at Los Angeles (1)–SOL

March 20, 1999 • Attendance: 17,343

Scoring: COL–Paule (Dely Valdes, DiGiamarino 34); LA–Mathis (Welton, Franchino 14)

	Shots	Saves	Fouls	Offside	Corner Kicks
COL	10	5	15	4	7
LA	13	2	14	4	4

Colorado (2) at San Jose (2)–SOL

March 27, 1999 • Attendance: 8,841

Scoring: COL–Bravo (Paule 18), Bravo (unassisted 48); SJ–Lewis (Cloutier, Cerritos 59), Clark (unassisted 81)

	Shots	Saves	Fouls	Offside	Corner Kicks
COL	7	5	14	3	5
SJ	12	2	15	1	1

Colorado (4) vs Miami (1)

April 10, 1999 • Attendance: 15,592

Scoring: MIA–Serna (Gauchio, Vargas 54); COL–own goal (Heaps 48), Harris (Paule, Hahnemann 49), Dely Valdes (Limpar 62), Harris (Balboa, Limpar 77)

	Shots	Saves	Fouls	Offside	Corner Kicks
MIA	8	5	12	1	1
COL	13	3	12	4	5

Colorado (1) vs Kansas City (1)–SOW

April 17, 1999 • Attendance: 8,592

Scoring: KC–Lalas (Brown, Henderson 30); COL–Harris (unassisted 69)

	Shots	Saves	Fouls	Offside	Corner Kicks
KC	13	4	12	1	1
COL	23	3	13	2	7

Colorado (2) at New England (1)

May 1, 1999 • Attendance: 13,427

Scoring: COL–Dely Valdes (Bravo, Harris 7), Harris (DiGiamarino, Bravo 82); NE–Moore (unassisted 20)

	Shots	Saves	Fouls	Offside	Corner Kicks
COL	11	1	18	7	6
NE	8	6	16	3	3

Colorado (1) at Dallas (1)–SOW

May 8, 1999 • Attendance: 10,550

Scoring: COL–Bravo (Limpar 80); DAL–Kreis (Washington, Santel 88)

	Shots	Saves	Fouls	Offside	Corner Kicks
COL	9	9	16	3	4
DAL	21	3	11	2	6

Colorado (1) at Chicago (0)

May 16, 1999 • Attendance: 25,001

Scoring: COL–DiGiamarino (Harris, Paule 12)

	Shots	Saves	Fouls	Offside	Corner Kicks
COL	10	9	11	4	3
CHI	15	5	17	0	14

Colorado (2) vs MetroStars (0)

May 22, 1999 • Attendance: 20,005

Scoring: COL–Bravo (Limpar 26), Bravo (Harris, Vermes 76)

	Shots	Saves	Fouls	Offside	Corner Kicks
MET	18	2	14	1	3
COL	14	3	23	1	6

Colorado (4) vs San Jose (2)

May 27, 1999 • Attendance: 4,746

Scoring: SJ–Cerritos (Martinez, Lewis 1), Lewis (unassisted 63); COL–Harris (unassisted 20), own goal (Clark 54), Paule (Dely Valdes, Balboa 58), Dely Valdes (Harris, Hahnemann 73)

	Shots	Saves	Fouls	Offside	Corner Kicks
SJ	17	3	19	0	3
COL	12	4	15	3	6

Colorado (3) at San Jose (4)

June 3, 1999 • Attendance: 6,824

Scoring: COL–Paule (Bravo, McKeon 40), Bravo (Paule 44), Limpar (Paule, Bravo 69); SJ–Lewis (Baicher, Barrett 8), Baicher (Brose 73), Cerritos (Lewis 77), Wright (Frye, Baicher 82)

	Shots	Saves	Fouls	Offside	Corner Kicks
COL	10	5	16	8	4
SJ	14	2	16	2	6

Colorado (1) at MetroStars (0)

June 12, 1999 • Attendance: 13,723

Scoring: COL–Dely Valdes (Limpar 88)

	Shots	Saves	Fouls	Offside	Corner Kicks
COL	14	7	19	1	5
MET	26	4	15	7	14

Colorado (2) vs Dallas (1)

June 19, 1999 • Attendance: 11,112

Scoring: DAL–Eck (Santel, Kreis 24); COL–Bravo (Dely Valdes, Harris 13), Dely Valdes (Paule, Harris 78)

	Shots	Saves	Fouls	Offside	Corner Kicks
DAL	25	5	12	0	4
COL	24	10	12	0	3

Colorado (2) vs Chicago (0)

June 26, 1999 • Attendance: 10,895

Scoring: COL–Dely Valdes (Bent, Paule 84), DiGiamarino (Hahnemann 87)

	Shots	Saves	Fouls	Offside	Corner Kicks
CHI	11	5	14	1	5
COL	17	4	10	1	7

Colorado (0) vs Columbus (3)

July 4, 1999 • Attendance: 51,025

Scoring: CLB–Lapper (McBride, Clark 8), John (Lapper, Elcock 66), John (Warzycha, McBride 80)

	Shots	Saves	Fouls	Offside	Corner Kicks
CLB	19	2	10	2	2
COL	19	3	16	1	11

Colorado (2) at Kansas City (1)

July 7, 1999 • Attendance: 4,631

Scoring: COL–Harris (Paule 22), Harris (unassisted 40); KC–Bunbury (Preki, Johnston 25)

	Shots	Saves	Fouls	Offside	Corner Kicks
COL	18	5	18	4	6
KC	9	0	21	1	5

Colorado (2) at D.C. United (1)

July 10, 1999 • Attendance: 16,387

Scoring: COL–DiGiamarino (Dely Valdes 61), Dely Valdes (Harris, Bent 74); DC–Wood (Olsen, Lassiter 72)

	Shots	Saves	Fouls	Offside	Corner Kicks
COL	8	5	18	6	4
DC	16	3	16	2	10

1999 RAPIDS BOX SCORES

Colorado (2) vs Tampa Bay (2)—SOL

July 25, 1999 • Attendance: 8,136

Scoring: TB—Ramos (Ralston, Valderrama 31), Diaz Arce (unassisted 59); COL—Limpar (Dely Valdes, Harris 15), Sawatzky (Limpar, White 78)

	Shots	Saves	Fouls	Offside	Corner Kicks
TB	9	4	20	2	5
COL	23	0	14	6	9

Colorado (1) vs Los Angeles (0)

July 28, 1999 • Attendance: 5,018

Scoring: COL—Dely Valdes (Vaudreuil, Paule 34)

	Shots	Saves	Fouls	Offside	Corner Kicks
LA	14	3	11	3	7
COL	6	4	9	1	2

Colorado (2) at Dallas (0)

July 31, 1999 • Attendance: 13,712

Scoring: COL—Harris (Vermes, Anderson 8), Anderson (Dely Valdes, Martin 58)

	Shots	Saves	Fouls	Offside	Corner Kicks
COL	6	7	13	1	4
DAL	14	3	18	2	9

Colorado (0) vs New England (0)—SOW

August 6, 1999 • Attendance: 23,895

	Shots	Saves	Fouls	Offside	Corner Kicks
NE	10	2	24	2	1
COL	6	3	11	13	7

Colorado (0) at Chicago (5)

August 8, 1999 • Attendance: 11,275

Scoring: CHI—Razov (Dougherty, Gutierrez 19), Kubik (Gutierrez 50), Wolff (Razov, Kubik 59), Kubik (unassisted 79), Kovalenko (Soehn, Gutierrez 87)

	Shots	Saves	Fouls	Offside	Corner Kicks
COL	7	3	19	2	5
CHI	14	2	16	0	5

Colorado (1) at Tampa Bay (0)

August 13, 1999 • Attendance: 9,651

Scoring: COL—Dely Valdes (Anderson 90)

	Shots	Saves	Fouls	Offside	Corner Kicks
COL	17	6	14	7	1
TB	19	5	6	2	7

Colorado (0) vs Dallas (3)

August 18, 1999 • Attendance: 5,942

Scoring: DAL—Graziani (Pareja 4), Pareja (Kreis, Rodriguez 30), Rodriguez (Kreis, Deering 85)

	Shots	Saves	Fouls	Offside	Corner Kicks
DAL	18	1	12	5	8
COL	7	5	13	1	3

Colorado (0) vs D.C. United (1)

August 28, 1999 • Attendance: 14,982

Scoring: DC—Olsen (Augner, Moreno 16)

	Shots	Saves	Fouls	Offside	Corner Kicks
DC	9	7	26	3	6
COL	19	2	15	4	8

Colorado (1) at Columbus (2)

September 4, 1999 • Attendance: 19,521

Scoring: COL—Balboa (unassisted 35); CLB—John (Smith, Lapper 13), Warzycha (unassisted 68)

	Shots	Saves	Fouls	Offside	Corner Kicks
COL	14	6	20	1	3
CLB	17	3	9	4	5

Colorado (0) vs Kansas City (0)—SOW

September 10, 1999 • Attendance: 17,832

	Shots	Saves	Fouls	Offside	Corner Kicks
KC	9	5	14	2	2
COL	15	0	13	3	3

Colorado (1) vs Los Angeles (0)

September 18, 1999 • Attendance: 8,952

Scoring: COL—Dely Valdes (Bravo, McKeon 41)

	Shots	Saves	Fouls	Offside	Corner Kicks
LA	16	2	17	2	9
COL	16	4	23	3	3

Colorado (0) at Kansas City (0)—SOW

September 25, 1999 • Attendance: 9,592

	Shots	Saves	Fouls	Offside	Corner Kicks
COL	10	6	22	5	7
KC	16	5	21	1	3

Colorado (0) at Los Angeles (4)

September 29, 1999 • Attendance: 10,098

Scoring: LA—Jolley (Vannoy 5), Jones (Cienfuegos 36), Jones (Hendrickson, Mathis 56), George (Quijano 89)

	Shots	Saves	Fouls	Offside	Corner Kicks
COL	7	1	12	4	4
LA	14	0	1	10	2

Colorado (0) vs San Jose (0)—SOW

October 1, 1999 • Attendance: 11,100

	Shots	Saves	Fouls	Offside	Corner Kicks
SJ	14	4	18	7	3
COL	7	3	13	2	3

Colorado (0) vs Chicago (1)

October 6, 1999 • Attendance: 6,635

Scoring: CHI—Razov (unassisted 26)

	Shots	Saves	Fouls	Offside	Corner Kicks
CHI	15	4	20	1	6
COL	8	3	19	5	2

Colorado (0) at Miami (2)

October 9, 1999 • Attendance: 8,107

Scoring: MIA—Wynalda (unassisted 49), Welton (Marshall, Gutierrez 52)

	Shots	Saves	Fouls	Offside	Corner Kicks
COL	10	4	17	3	3
MIA	18	3	10	5	11

1998 RAPIDS SEASON SUMMARY

The Rapids looked to replicate their success of 1997 a year later, and chose to do so with a nearly identical squad as to the previous season. But any thoughts of a smooth ride back to the MLS Cup were quickly quashed as they won just three of their first 11 games and looked to be in danger of missing the playoffs. But just when things looked their bleakest, the Rapids were able to turn things around and salvage their season by winning eight of their next 10 matches.

Leading the way for the Rapids during this stretch was the forward combination of Paul Bravo and Wolde Harris as well as second-year midfielder Ross Paule. Harris set a new team record with 13 goals



Paul Bravo led the Rapids with a career-high 11 goals and eight assists.

Bravo and Paule each reached double figures in goals giving the team three 10-goal scorers for the first time ever. While those three were scoring goals at one end of the pitch, Marcus Hahnemann was stopping them at the other as he had another strong season by winning a team-record 16 matches.

The Rapids finished with a 16-16 record, giving them the first .500 winning percentage in team history, and leaving them poised to make another strong postseason push. However, in the Western Conference Semifinals, the Rapids saw their season come to a sudden end when they were swept out of the postsea-

son by the eventual MLS Cup Champion Chicago Fire.

1998 RAPIDS INDIVIDUAL STATISTICS

1998 COLORADO RAPIDS STATISTICS (16-16-0, 44 pts.) THROUGH GAMES OF SEPTEMBER 26, 1998

#	POS	PLAYER	GP	GS	MIN	G	A	PTS	SHT	SOG	BLK	FC	FS	OFF	CK	C	E
9	MID	Paul Bravo	30	30	2579	11	8	30	90	39	0	34	40	17	0	5	0
13	FWD	Wolde Harris	27	10	1133	13	4	30	42	22	0	18	16	19	1	2	0
20	MID	Ross Paule	30	29	2503	10	6	26	46	26	2	27	34	2	13	4	0
10	FWD	Waldir	23	17	1382	6	6	18	48	23	0	23	9	22	1	2	0
11	MID	Adrian Paz	28	28	2313	2	13	17	50	24	0	37	82	24	94	7	0
17	DEF	Marcelo Balboa	26	25	2290	5	5	15	67	21	0	10	32	1	0	2	0
19	MID	Chris Henderson	28	22	1915	2	9	13	55	24	1	28	28	21	31	3	1
7	MID	Marquinho	11	5	596	3	3	9	17	8	0	13	10	1	9	1	0
6	DEF	Peter Vermes	31	31	2675	2	5	9	9	3	3	32	32	1	2	3	1
27	FWD	Marquis White	20	3	492	4	1	9	13	8	0	6	11	4	0	0	0
22	MID	Joey DiGiamarino	23	16	1554	3	2	8	15	5	1	24	30	1	0	5	0
14	DEF	Chris Martinez	28	28	2358	0	7	7	5	2	0	20	13	0	0	3	0
15	DEF	Tahj Jakins	22	13	1147	0	4	4	4	2	0	30	13	0	0	3	1
4	DEF	Steve Trittschuh	30	30	2700	1	1	3	25	9	3	43	19	0	0	10	0
16	FWD	Jason Boyce*	10	3	274	0	2	2	5	2	0	3	9	1	0	0	0
1	GK	Marcus Hahnemann	28	28	2520	0	2	2	0	0	0	2	7	0	0	4	0
7	DEF	David Vaudreuil*	7	6	487	0	2	2	4	3	0	11	5	0	2	2	1
5	MID	Jason Bent	12	9	890	0	0	0	6	2	1	14	11	0	0	0	0
18	GK	Paul Grafer	4	4	360	0	0	0	0	0	0	0	0	0	0	0	0
3	MID	Sean Henderson	21	15	1266	0	0	0	6	2	1	20	14	0	0	3	1
8	FWD	Tyrone Marshall*	1	0	17	0	0	0	0	0	0	2	0	0	0	0	0
21	DEF	Andre Nunley	1	0	1	0	0	0	0	0	0	0	0	0	0	0	0
TEAM TOTALS			32	32	2880	62	80	204	507	225	12	397	428	114	153	59	5
OPPONENT TOTALS			32	32	2880	69	88	226	493	239	6	428	397	119	194	61	6

GAME-WINNING GOALS: Ross Paule 3, Paul Bravo 3, Wolde Harris 2, Marquis White 1, Peter Vermes 1, Adrian Paz 1, Chris Henderson 1, Joey DiGiamarino 1, Marcelo Balboa 1

GAME-WINNING ASSISTS: Waldir 2, Adrian Paz 2, Ross Paule 2, Paul Bravo 2, Peter Vermes 1, David Vaudreuil 1, Steve Trittschuh 1, Chris Martinez 1, Tahj Jakins 1, Chris Henderson 1, Wolde Harris 1, Marquinho 1, Jason Boyce 1, Marcelo Balboa 1

PENALTY KICK GOALS/ATTEMPTS: Paul Bravo 1-2, Peter Vermes 0-1, Wolde Harris 1-1

COLORADO RAPIDS INDIVIDUAL GOALKEEPING

#	POS	GOALKEEPER	GP	GS	MIN	SHTS	SV	C/P	GA	GAA	PG	PA	W	L	T	SO	OT RECORD
1	GK	Marcus Hahnemann	28	28	2520	200	138	135	52	1.86	4	5	16	12	0	4	
18	GK	Paul Grafer	4	4	360	39	20	9	17	4.25	0	0	0	4	0	0	
TEAM TOTALS			32	32	2880	239	158	144	69	2.16	4	5	16	16	0	4	
OPPONENT TOTALS			32	32	2880	225	157	116	62	1.94	2	4	16	16	0	4	

*Indicates individual played with other teams in 1998. Only Colorado Rapids statistics listed here.

1998 RAPIDS REGULAR SEASON LINEUPS

DATE	RESULT	OPP	GK	DEFENDERS	MIDFIELDERS	FORWARDS
03/21	L 1-1	at DAL	Hahnemann	Balboa, Trittschuh, Vermes	Bravo, DiGiamarino, Dos Santos, Henderson, Henderson (White 85)	Paz, Saenz
03/28	W 2-2	at SJ	Hahnemann	Henderson, Trittschuh, Vermes	Balboa, Henderson, Martinez, Paule (Jakins 82), Paz (DiGiamarino 71)	Bravo, Saenz (White 63)
04/04	L 0-1	vs LA	Hahnemann	Henderson(Dos Santos 66), Martinez, Trittschuh, Vermes	Balboa, Paule, Paz	Bravo, DiGiamarino, Saenz
04/11	L 3-3	at DC	Hahnemann	Henderson (Dos Santos 68), Martinez (Harris 81), Trittschuh, Vermes	Balboa, DiGiamarino (Jakins 84), Paule, Paz	Bravo, Saenz
04/19	W 3-0	vs TB	Hahnemann	DiGiamarino, Jakins (Dos Santos 59), Trittschuh, Vermes	Balboa, Henderson (Henderson 77), Paule, Paz	Bravo, Saenz (Harris 82)
04/25	W 4-4	vs CHI	Hahnemann	Henderson (Dos Santos 68), Martinez, Trittschuh, Vermes	Balboa, Henderson, Paule, Paz (Jakins 83)	Bravo, Saenz (Harris 80)
05/02	L 2-3	at MIA	Hahnemann	Martinez, Trittschuh, Vermes	Balboa, Henderson, Jakins (Dos Santos 57), Paule, Paz (Boyce 76)	Bravo, Harris
05/06	L 4-7	at LA	Grafer	Balboa (Henderson 83), Jakins, Martinez, Paule, Trittschuh	Bravo, Dos Santos, Henderson (Boyce 67), Paz	Harris (Saenz 71)
05/09	L 2-3	vs SJ	Grafer	Martinez (Paule 63), Trittschuh, Vermes	Balboa, Bravo, DiGiamarino, Dos Santos, Henderson (Harris 74), Paz	Saenz (Boyce 84)
05/16	L 1-2	at DAL	Grafer	DiGiamarino (White 70), Henderson, Jakins, Trittschuh, Vermes	Boyce (Henderson 55), Dos Santos, Paule	Bravo, Saenz (Harris 41)
05/23	L 0-5	at CHI	Grafer	DiGiamarino, Henderson, Trittschuh, Vermes	Dos Santos, Henderson (Boyce 63), Paule, Paz (White 70)	Bravo (Harris 63), Saenz
05/28	W 3-0	vs MIA	Hahnemann	DiGiamarino, Martinez, Trittschuh, Vermes	Boyce (Henderson 46), Jakins, Paule (Dos Santos 80), Paz	Bravo, Harris (White 66)
05/31	W 2-1	vs KC	Hahnemann	DiGiamarino, Martinez, Trittschuh, Vermes	Balboa (Jakins 82), Boyce (Henderson 40), Paule, Paz	Bravo, Harris (Saenz 63)
06/06	W 2-0	vs SJ	Hahnemann	DiGiamarino, Martinez, Trittschuh, Vermes	Henderson, Jakins, Paule, Paz (White 76)	Bravo (Henderson 83), Harris (Saenz 58)
06/18	L 1-2	at LA	Hahnemann	DiGiamarino, Henderson (Boyce 88), Vermes	Bravo, Henderson, Jakins, Martinez, Paule, Paz	Saenz (White 82)
06/25	W 3-1	vs DC	Hahnemann	Henderson, Martinez, Trittschuh, Vermes	Henderson (Boyce 84), Jakins, Paule, Paz (DiGiamarino 77)	Bravo, Saenz (White 66)
07/04	W 1-0	vs MET	Hahnemann	Henderson, Martinez, Trittschuh, Vermes	Bravo, Jakins (Balboa 35), Paule (DiGiamarino 80)	Harris (White 70), Henderson, Paz
07/11	W 2-1	vs NE	Hahnemann	Henderson, Martinez, Trittschuh, Vermes	Balboa, Henderson, Paule (Marshall 73), Paz (Boyce 34)	Bravo, Harris (Saenz 75)
07/19	L 1-4	at KC	Hahnemann	Henderson, Martinez (DiGiamarino 46), Trittschuh, Vermes	Balboa, Henderson (White 75), Paule, Paz	Bravo, Harris (Saenz 60)
07/25	W 3-2	at TB	Hahnemann	Balboa, Henderson (DiGiamarino 83), Martinez, Trittschuh, Vermes	Henderson, Paule (Bent 72), Paz	Bravo, Saenz (Harris 67)
07/29	W 3-1	at NE	Hahnemann	Balboa, Martinez, Trittschuh, Vermes	Bravo (Jakins 85), Henderson, Henderson, Paule	Paz (Bent 76), Saenz (Harris 46)
08/05	L 1-6	vs LA	Hahnemann	Henderson (Bent 41), Martinez (White 81), Trittschuh, Vermes	Balboa, Henderson, Paule, Paz	Bravo, Saenz (Harris 54)
08/08	L 1-3	at KC	Hahnemann	Martinez (Harris 89), Trittschuh, Vermes	Balboa, Bent, Jakins, Paule, Paz (White 66)	Bravo, Henderson
08/15	L 0-1	vs DAL	Hahnemann	Bent, Martinez (Vaudreuil 65), Trittschuh, Vermes	Balboa, Henderson, Paule (White 76), Paz	Bravo, Harris (Saenz 70)
08/18	L 1-4	at MET	Hahnemann	Bent, Martinez, Vaudreuil, Vermes	Balboa, DiGiamarino (Henderson 65), Paule (Harris 68), Paz	Bravo, Saenz (White 83)
08/21	L 0-2	vs CHI	Hahnemann	Bent, Martinez, Trittschuh, Vermes	Balboa, Henderson (DiGiamarino 80), Jakins (White 75), Paz	Bravo, Saenz (Harris 46)
08/29	W 3-1	at SJ	Hahnemann	Bent, Martinez, Trittschuh, Vermes	Balboa, DiGiamarino, Paule (Jakins 86), Vaudreuil	Bravo (Henderson 75), White (Harris 65)
09/02	W 3-2	vs KC	Hahnemann	Balboa, Bent, Martinez, Trittschuh	Paule, Paz, Vaudreuil (Henderson 68), Vermes	Bravo (Harris 59), White (Jakins 80)
09/13	L 1-3	at CHI	Hahnemann	Balboa, Bent, Martinez	Henderson (DiGiamarino 29), Paule, Trittschuh, Vaudreuil, Vermes (Jakins 28)	Harris, White (Henderson 73)
09/16	W 4-2	at CLB	Hahnemann	Bent, Martinez, Trittschuh	Balboa, DiGiamarino, Jakins, Paule (White 85), Paz (Henderson 76)	Bravo (Harris 75), Vermes
09/19	W 2-1	vs CLB	Hahnemann	Jakins (Harris 60), Martinez, Trittschuh, Vaudreuil, Vermes	Balboa, DiGiamarino, Paz (Henderson 80)	Bravo (White 69), Paule
09/26	W 3-1	vs DAL	Hahnemann	Balboa, Martinez (Jakins 46), Trittschuh, Vermes	Bent (Nunley 89), DiGiamarino, Henderson, Paule (Harris 65), Vaudreuil	Saenz

1998 RAPIDS BOX SCORES

Colorado (1) at Dallas (1)–SOL

March 21, 1998 • Attendance: 11,103

Scoring: COL–Bravo (unassisted 27); DAL–Washington (Sutter, Kreis 37)

	Shots	Saves	Fouls	Offside	Corner Kicks
COL	17	2	6	3	0
DAL	12	8	14	3	4

Colorado (2) at San Jose (2)–SOW

March 28, 1998 • Attendance: 15,028

Scoring: COL–Waldir (Bravo, Paz 11), White (Bravo, Paule 64); SJ–Wynalda (unassisted 74), Lozano (Mella 87)

	Shots	Saves	Fouls	Offside	Corner Kicks
COL	6	4	9	2	0
SJ	17	2	10	7	10

Colorado (0) vs Los Angeles (1)

April 4, 1998 • Attendance: 19,252

Scoring: LA–Welton (Hendrickson, Jones 28)

	Shots	Saves	Fouls	Offside	Corner Kicks
LA	12	4	14	2	5
COL	19	2	4	0	10

Colorado (3) at D.C. United (3)–SOL

April 11, 1998 • Attendance: 14,009

Scoring: COL–Balboa (unassisted 39), Vermes (Paz, Balboa 72), Harris (unassisted 83); DC–Williams (Harkes, Moreno 38), Etcheverry (unassisted 45), Moreno (Kamler, Etcheverry 53)

	Shots	Saves	Fouls	Offside	Corner Kicks
COL	21	5	8	12	4
DC	18	6	10	6	10

Colorado (3) vs Tampa Bay (0)

April 19, 1998 • Attendance: 7,842

Scoring: COL–Bravo (Henderson, Marquinho 74), Marquinho (Harris, Hahnemann 86), Harris (Marquinho 90)

	Shots	Saves	Fouls	Offside	Corner Kicks
TB	18	10	13	8	6
COL	28	2	15	2	8

Colorado (4) vs Chicago (4)–SOW

April 25, 1998 • Attendance: 10,736

Scoring: CHI–Kosecki (Nowak, Thornton 10), Klopas (Kosecki, Salcedo 39), Klopas (Lewis, Nowak 43), Marsch (Kubik 87); COL–Paule (unassisted 26), Waldir (Bravo, Henderson 35), Waldir (Bravo, Henderson 48), Bravo (Paz, Waldir 80)

	Shots	Saves	Fouls	Offside	Corner Kicks
CHI	18	5	8	5	8
COL	21	7	13	4	4

Colorado (2) at Miami (3)

May 2, 1998 • Attendance: 10,096

Scoring: COL–Harris (Boyce 77), Marquinho (unassisted 90); MIA–Stebbins (Valderrama 41), Vaudreuil (Serna 52), Vaudreuil (Kelderman 65)

	Shots	Saves	Fouls	Offside	Corner Kicks
COL	22	4	9	0	6
MIA	14	6	17	8	6

Colorado (4) at Los Angeles (7)

May 6, 1998 • Attendance: 12,013

Scoring: COL–Bravo (Harris, Henderson 7), Harris (Paule 32), Waldir (Paz, Paule 87), Waldir (unassisted 90); LA–Cienfuegos (Mathis, Machon 5), Jones (Welton, Mathis 24), Jones (Mathis 27), Jones (Welton 53), Welton (unassisted 57), Welton (unassisted 73), Cienfuegos (unassisted 84)

	Shots	Saves	Fouls	Offside	Corner Kicks
COL	14	5	7	7	4
LA	18	5	16	1	5

Colorado (2) vs San Jose (3)

May 9, 1998 • Attendance: 11,543

Scoring: SJ–Baicher (Vasquez, Cloutier 20), Lewis (Baicher, Barrett 46), Cerritos (Sebapole, Draguicevich 80); COL–Marquinho (Waldir 32), Bravo (Paz, Marquinho 73)

	Shots	Saves	Fouls	Offside	Corner Kicks
SJ	15	6	17	7	5
COL	18	5	14	4	7

Colorado (1) at Dallas (2)

May 16, 1998 • Attendance: 15,280

Scoring: COL–Harris (Henderson 86); DAL–Washington (unassisted 12), Kreis (unassisted 62)

	Shots	Saves	Fouls	Offside	Corner Kicks
COL	12	5	4	2	4
DAL	10	3	9	2	7

Colorado (0) at Chicago (5)

May 23, 1998 • Attendance: 23,789

Scoring: CHI–Brown (Nowak 21), Razov (Kubik 51), Podbrozny (Razov, Nowak 55), Kosecki (Podbrozny 57), Wolff (Kubik 86)

	Shots	Saves	Fouls	Offside	Corner Kicks
COL	10	5	20	0	5
CHI	19	4	15	1	8

Colorado (3) vs Miami (0)

May 28, 1998 • Attendance: 6,954

Scoring: COL–Bravo (Jakins 53), Paz (unassisted 85), White (Paz, Martinez 87)

	Shots	Saves	Fouls	Offside	Corner Kicks
MIA	4	4	10	3	6
COL	15	1	20	6	4

Colorado (2) vs Kansas City (1)

May 31, 1998 • Attendance: 11,273

Scoring: KC–Takawira (unassisted 83); COL–Paule (Martinez 5), Paule (Boyce, Vermes 6)

	Shots	Saves	Fouls	Offside	Corner Kicks
KC	11	8	8	3	4
COL	20	2	9	4	8

Colorado (2) vs San Jose (0)

June 6, 1998 • Attendance: 18,473

Scoring: COL–Paule (Paz, Bravo 50), C. Henderson (Jakins, DiGiamarino 56)

	Shots	Saves	Fouls	Offside	Corner Kicks
SJ	11	3	17	3	1
COL	16	4	20	8	7

1998 RAPIDS BOX SCORES

Colorado (1) at Los Angeles (2)

June 18, 1998 • Attendance: 9,741

Scoring: COL—Paule (Vermes, Jakins 41); LA—Cienfuegos (unassisted 60), Cienfuegos (Hermosillo, Hendrickson 85)

	Shots	Saves	Fouls	Offside	Corner Kicks
COL	16	3	15	2	1
LA	9	10	14	10	1

Colorado (3) vs D.C. United (1)

June 25, 1998 • Attendance: 9,132

Scoring: DC—Wood (Olsen, Auger 68); COL—Paule (Waldir 2), Paz (Bravo, Waldir 20), Bravo (Henderson, Martinez 27)

	Shots	Saves	Fouls	Offside	Corner Kicks
DC	11	3	10	7	12
COL	8	6	9	12	3

Colorado (1) vs MetroStars (0)

July 4, 1998 • Attendance: 46,722

Scoring: COL—White (unassisted 73)

	Shots	Saves	Fouls	Offside	Corner Kicks
MET	13	2	14	5	2
COL	11	4	15	8	5

Colorado (2) vs New England (1)

July 11, 1998 • Attendance: 8,996

Scoring: NE—Chronopoulos (Moore 29); COL—Harris (Paz, Balboa 18), C. Henderson (Balboa 28)

	Shots	Saves	Fouls	Offside	Corner Kicks
NE	19	3	12	7	5
COL	12	3	13	5	7

Colorado (1) at Kansas City (4)

July 19, 1998 • Attendance: 5,458

Scoring: COL—Paule (Harris 18); KC—Preki (unassisted 24), Tinsley (unassisted 54), Wright (Uderitz, Chung 58), Takawira (Preki, Johnston 79)

	Shots	Saves	Fouls	Offside	Corner Kicks
COL	13	9	11	4	10
KC	22	3	8	4	8

Colorado (3) at Tampa Bay (2)

July 25, 1998 • Attendance: 10,088

Scoring: COL—Balboa (Martinez, Waldir 31), Bravo (Paz, Martinez 56), Harris (Paz 84); TB—Houser (Young, Ramos 37), Prampin (Wegerle, Salcedo 63)

	Shots	Saves	Fouls	Offside	Corner Kicks
COL	21	10	13	2	7
TB	23	6	10	3	5

Colorado (3) at New England (1)

July 29, 1998 • Attendance: 13,074

Scoring: COL—Balboa (Henderson 3), Bravo (Paule, Martinez 66), Harris (Henderson 84); NE—Diaz Arce (Baba 35)

	Shots	Saves	Fouls	Offside	Corner Kicks
COL	11	7	16	2	3
NE	15	3	15	6	3

Colorado (1) vs Los Angeles (6)

August 5, 1998 • Attendance: 9,342

Scoring: LA—Jones (Cienfuegos, Hermosillo 3), Welton (unassisted 9), Jones (Hermosillo, Welton 30), Cienfuegos (Hermosillo, Pena 66), Jones (Machon 83), Welton (Machon, Mathis 87); COL—Harris (Balboa, Vermes 64)

	Shots	Saves	Fouls	Offside	Corner Kicks
LA	13	3	20	1	3
COL	15	3	7	3	3

Colorado (1) at Kansas City (3)

August 8, 1998 • Attendance: 9,380

Scoring: COL—Trittshuh (Henderson 16); KC—Johnston (Chung, Preki 71), Johnston (unassisted 87), Wright (Chung 90)

	Shots	Saves	Fouls	Offside	Corner Kicks
COL	10	7	15	3	0
KC	21	2	17	2	6

Colorado (0) vs Dallas (1)

August 15, 1998 • Attendance: 8,321

Scoring: DAL—Deering (Farrer, Alvarez 57)

	Shots	Saves	Fouls	Offside	Corner Kicks
DAL	14	5	12	1	8
COL	16	6	16	1	5

Colorado (1) at MetroStars (4)

August 18, 1998 • Attendance: 10,217

Scoring: COL—Paule (Paz, Bravo 29); MET—Ramos (Hurtado 27), Hurtado (Vega, Savarese 49), Savarese (Duhaney 88), Savarese (Ramos, Palacios 89)

	Shots	Saves	Fouls	Offside	Corner Kicks
COL	19	10	13	6	4
MET	23	5	25	1	8

Colorado (0) vs Chicago (2)

August 21, 1998 • Attendance: 24,450

Scoring: CHI—Kubik (unassisted 64), Armas (Kosecki, Gutierrez 67)

	Shots	Saves	Fouls	Offside	Corner Kicks
CHI	15	10	16	3	5
COL	18	5	13	4	9

Colorado (3) at San Jose (1)

August 29, 1998 • Attendance: 15,101

Scoring: COL—Paule (Vermes, White 23), Vermes (Paule, Trittshuh 25), White (Bravo, Vaudreuil 46); SJ—Urube (Cerritos, Barrett 75)

	Shots	Saves	Fouls	Offside	Corner Kicks
COL	11	6	18	2	1
SJ	16	3	17	2	13

Colorado (3) vs Kansas City (2)

September 2, 1998 • Attendance: 5,485

Scoring: KC—Takawira (Preki, Chung 41), Chung (unassisted 83); COL—Harris (Paz, Martinez 72), Harris (Paz 77); Paule (Harris 84)

	Shots	Saves	Fouls	Offside	Corner Kicks
KC	17	4	10	1	7
COL	17	9	14	0	5

1998 RAPIDS BOX SCORES

Colorado (1) at Chicago (3)

September 13, 1998 • Attendance: 15,014

Scoring: COL—DiGiamarino (unassisted 57); CHI—Wolff (Nowak, Podbrozny 12), Razov (Wolff, Gutierrez 15), Wolff (Gutierrez, Nowak 27)

	Shots	Saves	Fouls	Offside	Corner Kicks
COL	16	7	11	1	5
CHI	15	7	9	3	5

Colorado (4) at Columbus (2)

September 16, 1998 • Attendance: 9,166

Scoring: COL—DiGiamarino (Hahnemann 32); Bravo (Jakins, DiGiamarino 51); DiGiamarino (unassisted 74); Harris (unassisted 89); CLB—John (unassisted 63); John (Warzycha, Thompson 64)

	Shots	Saves	Fouls	Offside	Corner Kicks
COL	25	6	12	3	3
CLB	23	8	18	1	10

Colorado (2) vs Columbus (1)

September 19, 1998 • Attendance: 23,452

Scoring: CLB—John (Iribarren, Maisonneuve 44); COL—Bravo (unassisted 40); Harris (unassisted 68)

	Shots	Saves	Fouls	Offside	Corner Kicks
CLB	15	3	9	2	3
COL	15	4	15	0	4

Colorado (3) vs Dallas (1)

September 26, 1998 • Attendance: 15,022

Scoring: DAL—Rodríguez (Washington 57); COL—Balboa (Paule 2); Balboa (Waldir, Vaudreuil 16); Waldir (Vermes, Balboa 32)

	Shots	Saves	Fouls	Offside	Corner Kicks
DAL	12	3	14	1	5
COL	14	0	13	2	7

1997 RAPIDS SEASON SUMMARY

Change was the tune for the Rapids in 1997 as a number of new faces arrived in Colorado. Gone were the Rapids' two leading scorers, Shaun Bartlett and Jean Harbor, as well as Chris Woods and Domenic Kinnear, and in their place came established stars like Adrian Paz and Peter Vermes, as well as up-and-coming players like Paul Bravo, Joey DiGiamarino, Marcus Hahnemann, Wolde Harris and Ross Paule.

But perhaps the biggest off-season move came with the hiring of new head coach Glenn "Mooch" Myernick to replace the departed Bobby Houghton.

Despite struggling in the early part of the season, Myernick was soon able to get the team to gel and the Rapids were able to qualify for the postseason for the first time in team history. Five of Colorado's top six scorers were in their first year with the club, including Bravo, who scored a team-leading eight goals.



A strong Rapids squad fought its way to the 1997 MLS Cup final.

strong play from Hahnemann, who allowed just one goal in the two games, to reach the MLS Cup.

In front of a capacity crowd of 57,431 at RFK Stadium, the Rapids looked to pull off one more historic upset and earn their first title against the defending champion D.C. United. However it was not to be as United scored once on either side of halftime to take a commanding 2-0 lead. In the 75th minute Paz cut the lead in half, but it would not be enough and D.C. held on for its second MLS Cup title. But despite falling one step short of their ultimate goal, 1997 was a successful season for the Rapids and set the bar for which all other seasons would be measured.

But the Rapids' success did not end simply by reaching the postseason. In the opening round, they shocked the top-seeded Kansas City Wizards in two games, thanks in large to three Bravo goals. Colorado pulled off another upset in the Western Conference Finals when it swept Dallas in two games behind some

1997 RAPIDS INDIVIDUAL STATISTICS

1997 COLORADO RAPIDS STATISTICS (14-18-0, 38 pts.) THROUGH GAMES OF SEPTEMBER 28, 1997

#	POS	PLAYER	GP	GS	MIN	G	A	PTS	SHT	SOG	BLK	FC	FS	OFF	CK	C	E
19	MID	Chris Henderson	30	29	2508	7	13	27	62	23	0	47	54	35	85	2	0
8	MID	Paul Bravo	30	27	2445	8	6	22	63	28	0	29	31	9	2	1	0
11	MID	Adrian Paz	25	24	2055	4	11	19	42	17	0	31	49	30	47	4	0
6	M/F	David Patino	23	22	1741	5	6	16	42	20	0	6	11	1	16	1	0
2	DEF	Peter Vermes	26	25	2206	6	4	16	29	12	0	37	42	1	2	1	0
23	FWD	Wolde Harris	27	15	1484	5	5	15	41	19	0	42	29	5	0	3	0
4	DEF	Steve Trittschuh	29	29	2566	5	1	11	25	12	0	48	29	1	0	7	1
17	DEF	Marcelo Balboa	28	28	2520	2	3	7	44	13	2	23	26	2	0	2	0
20	MID	Ross Paule	19	7	858	2	3	7	7	4	1	15	9	3	2	1	0
3	MID	Sean Henderson	25	19	1650	3	0	6	20	12	1	40	24	1	0	5	0
10	FWD	Roy Wegerle*	14	13	993	2	1	5	13	6	0	27	11	27	12	2	0
9	FWD	Shaun Bartlett*	10	5	578	1	2	4	11	6	0	10	2	0	1	1	0
12	DEF	Matt Kmosko	31	31	2760	0	3	3	5	3	2	52	29	1	0	6	1
21	MID	Tote Castaneda	24	18	1642	0	2	2	10	3	1	13	37	2	2	0	0
7	DEF	Rafael Amaya	7	3	236	0	1	1	2	1	0	11	2	0	0	1	0
1	GK	Marcus Hahnemann	25	24	2157	0	1	1	0	0	0	1	6	0	0	2	0
15	DEF	Tahj Jakins	19	12	1132	0	1	1	5	2	0	25	12	1	0	2	0
16	MID	Brian Bates	11	7	540	0	0	0	3	1	0	4	5	0	0	1	0
14	FWD	Scott Benedetti	3	1	133	0	0	0	2	0	0	2	5	0	0	0	0
18	GK	Paul Grafer	9	8	723	0	0	0	0	0	0	1	1	0	0	0	0
14	DEF	Chris Martinez	8	3	330	0	0	0	3	1	0	4	4	0	0	0	0
10	FWD	Steve Rammel*	10	2	356	0	0	0	4	2	0	7	8	7	0	0	0
TEAM TOTALS			32	32	2880	50	63	163	433	185	7	475	426	126	169	42	2
OPPONENT TOTALS			32	32	2880	59	69	187	453	217	8	426	475	154	168	43	3

GAME-WINNING GOALS: Paul Bravo 4, Peter Vermes 2, David Patino 2, Wolde Harris 2, Roy Wegerle 1, Steve Trittschuh 1

GAME-WINNING ASSISTS: David Patino 3, Chris Henderson 2, Paul Bravo 2, Marcelo Balboa 2, Adrian Paz 1, Matt Kmosko 1, Tote Castaneda 1

PENALTY KICK GOALS/ATTEMPTS: Chris Henderson 2-2, Roy Wegerle 1-1, Wolde Harris 1-1, Paul Bravo 0-1

COLORADO RAPIDS INDIVIDUAL GOALKEEPING

#	POS	GOALKEEPER	GP	GS	MIN	SHTS	SV	C/P	GA	GAA	PG	PA	W	L	T	SO	OT RECORD
1	GK	Marcus Hahnemann	25	24	2157	154	111	98	37	1.54	4	5	13	10	0	5	
18	GK	Paul Grafer	9	8	723	63	40	38	22	2.74	1	1	1	8	0	1	
TEAM TOTALS			32	32	2880	217	151	136	59	1.84	5	6	14	18	0	7	
OPPONENT TOTALS			32	32	2880	185	127	116	50	1.56	4	5	18	14	0	3	

*Indicates individual played with other teams in 1997. Only Colorado Rapids statistics listed here.

1997 RAPIDS REGULAR SEASON LINEUPS

DATE	RESULT	OPP	GK	DEFENDERS	MIDFIELDERS	FORWARDS
3/29	L 1-1	at CLB	Grafer	Balboa, Kmosko, Trittschuh	Bravo, Castaneda (Bates 84), Henderson	Harris (Bartlett 63), Paz, Vermes, Wegerle
4/5	W 2-0	vs CLB	Grafer	Balboa, Kmosko, Trittschuh, Vermes	Bravo (Paule 73), Castaneda, Henderson, Paz (Bates 83)	Harris, Wegerle (Benedetti 63)
4/12	L 2-5	vs DC	Grafer	Balboa, Kmosko, Trittschuh (Jakins 83), Vermes	Bravo, Castaneda, Henderson, Paz (Benedetti 74)	Bartlett, Wegerle
4/18	L 1-2	at LA	Grafer	Jakins, Kmosko, Trittschuh	Bravo, Castaneda (Paule 73), Henderson, Paz	Bartlett, Harris, Wegerle
4/20	L 1-4	at DAL	Grafer (Hahnemann 82)	Jakins, Kmosko, Trittschuh	Benedetti, Bravo (Amaya 72), Castaneda (Paule 66), Henderson, Wegerle (Henderson 46)	Bartlett, Paz
4/23	W 1-0	vs DAL	Hahnemann	Balboa, Kmosko, Trittschuh, Vermes	Amaya (Henderson 85), Castaneda (Paule 72), Henderson, Paz	Bravo, Wegerle
4/26	L 1-1	at NE	Hahnemann	Balboa, Kmosko, Trittschuh, Vermes	Amaya (Paule 67), Bravo, Castaneda, Henderson, Paz	Wegerle (Jakins 78)
5/03	W 2-0	vs TB	Hahnemann	Amaya (Bartlett 41), Balboa, Kmosko, Trittschuh	Castaneda, Henderson, Paz, Vermes, Wegerle (Bravo 46)	Harris (Henderson 77),
5/10	L 1-2	at TB	Hahnemann	Balboa, Kmosko, Trittschuh	Castaneda (Patino 80), Henderson, Jakins (Henderson 74), Paz, Vermes	Bravo, Harris (Bartlett 65)
5/17	W 1-1	vs CLB	Hahnemann	Kmosko, Trittschuh, Vermes	Balboa, Bravo, Castaneda, Henderson, Patino	Bartlett, Harris
5/24	L 1-2	vs NE	Hahnemann	Kmosko, Trittschuh, Vermes	Balboa, Bravo, Castaneda, Henderson, Patino (Wegerle 75)	Harris, Paz (Paule 57)
6/1	W 2-0	vs TB	Hahnemann	Balboa, Kmosko, Trittschuh, Vermes	Bartlett, Bravo (Jakins 66), Castaneda, Paz	Harris (Henderson 46 (Henderson 78)), Patino
6/7	L 0-5	at DC	Hahnemann (Grafer 79)	Kmosko, Trittschuh, Vermes	Balboa, Bravo, Castaneda (Jakins 73), Henderson (Harris 56), Patino (Amaya 80), Paule	Wegerle
6/13	W 3-1	at MET	Hahnemann	Kmosko, Trittschuh, Vermes	Balboa, Bravo, Henderson (Harris 67), Henderson, Patino (Jakins 66), Paule	Wegerle (Amaya 83)
6/15	W 2-0	at CLB	Hahnemann	Jakins, Trittschuh, Vermes (Castaneda 32)	Balboa, Bravo, Henderson, Henderson, Patino (Harris 76), Paule (Bartlett 71)	Wegerle
6/21	W 2-1	vs LA	Hahnemann	Jakins, Kmosko, Vermes	Balboa, Bravo, Henderson (Harris 72), Henderson, Patino (Castaneda 67), Paule	Wegerle (Bartlett 82)
6/28	L 3-3	vs KC	Hahnemann	Jakins, Kmosko	Bates, Bravo, Castaneda (Paz 66), Henderson, Henderson, Patino, Paule (Martinez 84)	Wegerle (Harris 58)
7/4	W 3-1	vs SJ	Hahnemann	Kmosko, Trittschuh, Vermes	Balboa, Bravo, Henderson, Henderson, Patino (Rammel 82), Paule (Castaneda 61)	Paz (Harris 46)
7/13	L 1-4	at MET	Hahnemann	Kmosko, Trittschuh, Vermes	Balboa, Bravo, Castaneda (Harris 77), Paz Henderson, Henderson, Patino (Rammel 61)	Paz
7/20	L 2-4	vs DAL	Hahnemann	Kmosko, Trittschuh, Vermes	Balboa, Bravo (Harris 72), Castaneda, Henderson, Henderson (Paule 60), Patino	Paz
7/25	W 2-1	at SJ	Hahnemann	Jakins, Kmosko, Martinez (Bates 80), Trittschuh, Vermes	Balboa, Bravo, Henderson (Rammel 59), Patino	Paz (Harris 77)
7/27	L 1-2	vs LA	Hahnemann	Kmosko, Trittschuh, Vermes	Balboa, Bravo, Castaneda (Paule 59), Henderson (Harris 67), Henderson, Patino	Paz
8/2	W 2-2	at DC	Hahnemann	Jakins, Kmosko, Trittschuh	Balboa, Bates (Martinez 66), Bravo, Henderson, Henderson, Patino (Harris 72)	Paz
8/9	W 3-0	vs NE	Hahnemann	Jakins, Kmosko, Trittschuh	Balboa, Bates (Martinez 60), Henderson, Henderson, Patino (Castaneda 76)	Harris (Paule 68), Paz
8/15	W 2-0	vs MET	Hahnemann	Jakins, Kmosko, Trittschuh	Balboa, Bates (Martinez 71), Henderson (Amaya 82), Henderson, Patino (Paule 77)	Harris, Paz
8/28	L 0-1	at KC	Hahnemann	Jakins (Vermes 61), Kmosko, Trittschuh	Balboa, Bates, Henderson, Henderson, Patino (Bravo 68)	Harris (Rammel 75), Paz
8/31	L 1-4	at DAL	Hahnemann	Kmosko, Trittschuh, Vermes	Balboa, Bates (Martinez 76), Henderson (Rammel 70), Henderson, Patino (Bravo 45)	Harris, Paz
9/6	L 1-2	vs KC	Hahnemann	Jakins (Henderson 67), Kmosko, Trittschuh, Vermes	Bates (Rammel 52), Bravo, Henderson, Patino	Harris, Paz
9/10	L 0-2	at LA	Grafer	Kmosko, Martinez, Trittschuh, Vermes	Balboa, Bravo, Henderson, Henderson (Rammel 61), Patino (Castaneda 77)	Harris
9/17	L 1-2	vs SJ	Grafer	Kmosko, Martinez (Paule 67), Vermes	Balboa, Bravo, Henderson, Henderson (Rammel 54), Patino	Harris, Paz
9/26	L 2-5	at KC	Grafer	Kmosko, Trittschuh, Vermes (Jakins 75)	Balboa, Bravo, Henderson, Henderson (Castaneda 46), Patino	Paz (Paule 59), Rammel
9/28	W 3-1	at SJ	Hahnemann	Kmosko, Trittschuh, Vermes	Balboa, Bravo (Jakins 69), Castaneda, Henderson (Bates 78), Henderson, Paule	Rammel (Harris 60)

1997 RAPIDS BOX SCORES

Colorado (1) at Columbus (1)—SOL

March 29, 1997 • Attendance: 14,485

Scoring: COL—Trittschuh (Paz 39); CLB—Marino (Carrera 79)

	Shots	Saves	Fouls	Offside	Corner Kicks
COL	11	4	13	4	4
CLB	18	3	11	4	2

Colorado (2) vs Columbus (0)

April 5, 1997 • Attendance: 15,325

Scoring: COL—Wegerle (unassisted 24), Harris (Paz, Henderson 59)

	Shots	Saves	Fouls	Offside	Corner Kicks
CLB	13	2	18	1	3
COL	16	5	20	6	2

Colorado (2) vs D.C. United (5)

April 12, 1997 • Attendance: 4,434

Scoring: DC—Diaz Arce (Harkes, Sanneh 9), Diaz Arce (Etcheverry, Harkes 26), Diaz Arce (unassisted 64), Moreno (Sanneh, Garlick 76), Diaz Arce (Etcheverry, Agoos 86); COL—C. Henderson (Bartlett, Paz 29), Vermes (Bartlett 38)

	Shots	Saves	Fouls	Offside	Corner Kicks
DC	19	4	10	4	6
COL	14	7	9	9	8

Colorado (1) at Los Angeles (2)

April 18, 1997 • Attendance: 10,205

Scoring: COL—C. Henderson (Paz 49); LA—Hurtado (Cienfuegos 60), Welton (Armas, Cienfuegos 67)

	Shots	Saves	Fouls	Offside	Corner Kicks
COL	11	3	13	1	3
LA	17	4	17	6	3

Colorado (1) at Dallas (4)

April 20, 1997 • Attendance: 5,911

Scoring: COL—C. Henderson (unassisted 73); DAL—Washington (Suarez, Elliott 25), Suarez (Washington 49), Elliott (Washington 57), Washington (unassisted 77)

	Shots	Saves	Fouls	Offside	Corner Kicks
COL	10	3	10	3	5
DAL	12	4	16	6	3

Colorado (1) vs Dallas (0)

April 23, 1997 • Attendance: 4,120

Scoring: COL—Bravo (Castaneda 25)

	Shots	Saves	Fouls	Offside	Corner Kicks
DAL	12	7	7	3	7
COL	21	5	16	2	10

Colorado (1) at New England (1)—SOL

April 26, 1997 • Attendance: 12,219

Scoring: COL—Vermes (Henderson 90); NE—Moore (unassisted 14)

	Shots	Saves	Fouls	Offside	Corner Kicks
COL	15	4	10	4	6
NE	12	7	28	3	6

Colorado (2) vs Tampa Bay (0)

May 3, 1997 • Attendance: 10,714

Scoring: COL—Trittschuh (Henderson 62), Paz (Henderson, Harris 76)

	Shots	Saves	Fouls	Offside	Corner Kicks
TB	13	5	12	5	8
COL	14	1	23	2	4

Colorado (1) at Tampa Bay (2)

May 10, 1997 • Attendance: 13,490

Scoring: COL—Trittschuh (Paz, Vermes 56); TB—Ralston (Valderrama 71), Ralston (Valderrama, Ferruzzi 90)

	Shots	Saves	Fouls	Offside	Corner Kicks
COL	13	1	13	2	5
TB	16	4	14	6	5

Colorado (1) vs Columbus (1)—SOW

May 17, 1997 • Attendance: 10,054

Scoring: CLB—Marino (Salcedo 76); COL—Bartlett (Harris, Henderson 88)

	Shots	Saves	Fouls	Offside	Corner Kicks
CLB	11	5	11	3	9
COL	22	1	12	1	9

Colorado (1) vs New England (2)

May 24, 1997 • Attendance: 9,452

Scoring: NE—Conde (Moore 36), Conde (Harte 88); COL—Harris (Bravo 12)

	Shots	Saves	Fouls	Offside	Corner Kicks
NE	6	5	16	3	4
COL	14	1	13	3	6

Colorado (2) vs Tampa Bay (0)

June 1, 1997 • Attendance: 10,452

Scoring: COL—Patino (Balboa, Paz 75), Vermes (Paz, Balboa 90)

	Shots	Saves	Fouls	Offside	Corner Kicks
TB	12	6	13	5	3
COL	17	5	14	1	1

Colorado (0) at D.C. United (5)

June 7, 1997 • Attendance: 16,790

Scoring: DC—Harkes (unassisted 28), Sanneh (Harkes 31), Peay (Vaudreuil, Maessner 55), Williams (Kelderman 66), Marsch (Vaudreuil 83)

	Shots	Saves	Fouls	Offside	Corner Kicks
COL	11	7	12	6	7
DC	24	2	5	4	7

Colorado (3) at MetroStars (1)

June 13, 1997 • Attendance: 20,112

Scoring: COL—S. Henderson (Paule, Henderson 11), Vermes (Patino, Bravo 54), Paule (Harris, Bravo 69); MET—Savarese (Cloutier, De Avila 16)

	Shots	Saves	Fouls	Offside	Corner Kicks
COL	15	2	34	5	2
MET	13	5	16	8	3

Colorado (2) at Columbus (0)

June 15, 1997 • Attendance: 12,694

Scoring: COL—Bravo (unassisted 41), Wegerle (Henderson 89)

	Shots	Saves	Fouls	Offside	Corner Kicks
COL	13	4	20	3	5
CLB	13	4	14	3	7

Colorado (2) vs Los Angeles (1)

June 21, 1997 • Attendance: 13,335

Scoring: LA—Caligiuri (Jones 83); COL—C. Henderson (Patino, Wegerle 19), Bravo (Patino 34)

	Shots	Saves	Fouls	Offside	Corner Kicks
LA	14	2	5	4	5
COL	9	9	18	7	2

1997 RAPIDS BOX SCORES

Colorado (3) vs Kansas City (3)—SOL

June 28, 1997 • Attendance: 9,850

Scoring: KC—Takawira (Chung 25), Takawira (Johnston 47), Johnston (Tinsley 49); COL—S. Henderson (Henderson, Paule 12), Bravo (Paule 42), Bravo (unassisted 87)

	Shots	Saves	Fouls	Offside	Corner Kicks
KC	17	1	15	7	3
COL	10	6	14	3	8

Colorado (3) vs San Jose (1)

July 4, 1997 • Attendance: 36,252

Scoring: SJ—Cerritos (Lewis, Dayak 5); COL—Vermes (Henderson, Bravo 19), Bravo (Kmosko, Patino 58), Bravo (Patino 68)

	Shots	Saves	Fouls	Offside	Corner Kicks
SJ	8	3	15	7	6
COL	13	4	13	10	4

Colorado (1) at MetroStars (4)

July 13, 1997 • Attendance: 14,484

Scoring: COL—S. Henderson (Paz, Vermes 75); MET—De Avila (Ramos, Lagos 11), Ramos (De Avila 63), De Avila (Joseph, Bliss 80), Ramos (De Avila 84)

	Shots	Saves	Fouls	Offside	Corner Kicks
COL	15	4	12	5	11
MET	13	5	12	8	1

Colorado (2) vs Dallas (4)

July 20, 1997 • Attendance: 8,125

Scoring: DAL—Damian (Santel, Kreis 31), Peinado (Suarez, Sutter 46), Damian (unassisted 63), Washington (Flores 73); COL—Paz (Kmosko 5), Paz (Vermes 13)

	Shots	Saves	Fouls	Offside	Corner Kicks
DAL	18	4	15	6	3
COL	14	6	13	5	8

Colorado (2) at San Jose (1)

July 25, 1997 • Attendance: 11,003

Scoring: COL—Tritttschuh (Henderson 2), Patino (Bravo 41); SJ—Sullivan (Cerritos, Medved 8)

	Shots	Saves	Fouls	Offside	Corner Kicks
COL	10	4	16	7	5
SJ	20	2	11	4	8

Colorado (1) vs Los Angeles (2)

July 27, 1997 • Attendance: 7,809

Scoring: LA—Welton (Machon, Cienfuegos 18), Karapetyan (unassisted 85); COL—C. Henderson (unassisted 66)

	Shots	Saves	Fouls	Offside	Corner Kicks
LA	10	3	15	5	6
COL	15	5	14	6	6

Colorado (2) at D.C. United (2)—SOW

August 2, 1997 • Attendance: 16,769

Scoring: COL—C. Henderson (Bravo, Hahnemann 10), Patino (Jakins, Paz 61); DC—Diaz Arce (Moreno, Iroha 26), Wegerle (Maessner 53)

	Shots	Saves	Fouls	Offside	Corner Kicks
COL	13	8	15	9	2
DC	16	3	14	9	9

Colorado (3) vs New England (0)

August 9, 1997 • Attendance: 8,654

Scoring: COL—Harris (Henderson, Balboa 7), Patino (Harris 29), Harris (Henderson, Patino 67)

	Shots	Saves	Fouls	Offside	Corner Kicks
NE	16	2	16	8	10
COL	10	6	14	4	4

Colorado (2) vs MetroStars (0)

August 15, 1997 • Attendance: 7,225

Scoring: COL—Harris (unassisted 74), Paule (Kmosko, Amaya 85)

	Shots	Saves	Fouls	Offside	Corner Kicks
MET	9	9	11	0	7
COL	20	4	22	0	2

Colorado (0) at Kansas City (1)

August 28, 1997 • Attendance: 7,619

Scoring: KC—Preki (Chung 53)

	Shots	Saves	Fouls	Offside	Corner Kicks
COL	7	5	21	1	7
KC	12	2	11	9	6

Colorado (1) at Dallas (4)

August 31, 1997 • Attendance: 4,451

Scoring: COL—Tritttschuh (Paz 71); DAL—Kreis (unassisted 31), Washington (Kreis 35), Washington (Peinado 67), Kreis (unassisted 76)

	Shots	Saves	Fouls	Offside	Corner Kicks
COL	13	9	15	1	5
DAL	19	6	16	1	5

Colorado (1) vs Kansas City (2)

September 6, 1997 • Attendance: 26,599

Scoring: KC—Johnson (McKeon 31), Klopas (Johnson 48); COL—Patino (Tritttschuh 82)

	Shots	Saves	Fouls	Offside	Corner Kicks
KC	11	5	8	3	4
COL	17	3	7	1	9

Colorado (0) at Los Angeles (2)

September 10, 1997 • Attendance: 7,824

Scoring: LA—Armas (Jones 6), C. Jones (Pena 86)

	Shots	Saves	Fouls	Offside	Corner Kicks
COL	12	8	12	3	3
LA	21	4	14	4	7

Colorado (1) vs San Jose (2)

September 17, 1997 • Attendance: 6,955

Scoring: SJ—Cerritos (Lozano, Medved 41), Wynalda (Lozano 61); COL—Paz (Harris 74)

	Shots	Saves	Fouls	Offside	Corner Kicks
SJ	11	2	14	4	1
COL	13	4	15	2	6

1997 RAPIDS BOX SCORES

Colorado (2) at Kansas City (5)

September 26, 1997 • Attendance: 12,485

Scoring: COL—C. Henderson (Vermes 28), Balboa (Paz 49);
 KC—Johnston (unassisted 17), McKeon (Preki 42), Preki
 (Takawira 54), Takawira (Preki, Johnston 62), Johnston (unas-
 sisted 64)

	Shots	Saves	Fouls	Offside	Corner Kicks
COL	9	6	6	5	7
KC	14	3	13	7	5

Colorado (3) at San Jose (1)

September 28, 1997 • Attendance: 10,926

Scoring: COL—Bravo (unassisted 35), Vermes (unassisted 53),
 Balboa (Castaneda, Henderson 67); SJ—Medved (Martin, Cruz 87)

	Shots	Saves	Fouls	Offside	Corner Kicks
COL	16	7	16	5	3
SJ	13	4	13	4	6

1996 RAPIDS SEASON SUMMARY

The state of Colorado welcomed a brand new franchise to its sporting landscape on October 17, 1995 when the Colorado Rapids were named as one of Major League Soccer's original 10 franchises. In the six months before their first game, the Rapids were able to completely build a franchise from scratch, bringing in

a veteran coaching staff and a solid core group of players that included many well known international stars.

Under head coach Bobby Houghton, the age of the Rapids officially began on April 13, 1996 as they fell 3-0 on the road to the Kansas City Wizards in the first match in franchise history. Eight days later, in front of a crowd of 21,711, the Rapids earned their first ever win with a 3-1 triumph over Dallas. Marcelo Balboa scored a pair of goals on that day, including the first



The state of Colorado and the city of Denver opened their doors to the Rapids in 1996. Despite failing to make the playoffs, the Rapids reintroduced professional soccer to the Centennial State.

one in team history, while Shaun Bartlett scored the game-winning goal on that day in the club's first-ever home game at Mile High Stadium.

But despite having established foreign stars like Bartlett and goalkeeper Chris Woods, as well as U.S. National Team players Chris Henderson, Dominic Kinnear,

Steve Trittschuh, Roy Wegerle and Balboa, Houghton was unable to take Colorado all the way to the Championship match.

The Rapids lost nine of their final 11 games and finished in last place in the Western Conference. Colorado ended its inaugural campaign with an 11-21 record for 29 points, 10 behind San Jose who grabbed the fourth and final playoff spot in the West.

1996 RAPIDS INDIVIDUAL STATISTICS

1996 COLORADO RAPIDS STATISTICS (11-21-0, 29 pts.) THROUGH GAMES OF SEPTEMBER 21, 1996

#	POS	PLAYER	GP	GS	MIN	G	A	PTS	SHT	SOG	BLK	FC	FS	OFF	CK	C	E
13	FWD	Jean Harbor	29	27	2111	11	4	26	61	33	0	43	39	24	0	3	1
9	FWD	Shaun Bartlett	26	26	2252	8	7	23	88	39	0	25	32	27	2	5	0
17	DEF	Marcelo Balboa	18	16	1525	7	2	16	28	14	1	15	22	4	0	2	0
19	MID	Chris Henderson	29	29	2544	3	8	14	58	29	0	36	40	16	104	4	0
4	DEF	Steve Trittschuh	32	32	2880	5	2	12	45	20	0	51	31	1	0	2	0
14	FWD	Scott Benedetti	32	32	2815	3	5	11	44	14	0	42	72	4	13	1	0
10	FWD	Roy Wegerle	22	16	1458	2	6	10	28	14	1	13	19	13	37	1	0
3	FWD	Richard Sharpe	17	7	681	2	2	6	27	15	0	9	11	4	0	2	0
11	MID	Sean Henderson	9	9	780	1	0	2	7	3	0	7	10	0	6	0	0
12	DEF	Matt Kmosko	31	31	2788	1	0	2	6	4	3	24	23	0	7	5	0
2	MID	Felipe Rodriguez	10	5	472	0	2	2	1	1	1	6	9	1	16	0	0
15	DEF	Scott Cannon	21	16	1582	0	1	1	10	3	0	30	13	0	1	3	0
22	FWD	Raimo De Vries	4	4	355	0	1	1	5	2	0	2	3	8	0	0	0
5	DEF	Denis Hamlett	31	31	2790	0	1	1	3	1	6	45	25	1	0	7	0
16	MID	Brian Bates	19	7	896	0	0	0	6	3	0	9	8	0	0	2	0
6	DEF	Ian Butterworth	17	17	1379	0	0	0	5	2	2	18	8	0	0	4	0
2	DEF	Troy Edwards	4	3	289	0	0	0	1	0	0	2	2	0	0	0	0
18	GK	Dusty Hudock	9	9	810	0	0	0	0	0	0	1	0	0	0	2	0
8	MID	Dominic Kinnear	14	11	973	0	0	0	12	4	1	15	17	2	6	4	0
20	MID	Josh McKay	4	1	125	0	0	0	0	0	0	0	1	0	0	1	0
21	MID	Ed Pinon	1	0	48	0	0	0	0	0	0	0	0	0	0	0	0
1	GK	Chris Woods	23	23	2070	0	0	0	0	0	0	1	4	0	0	0	0
		Own-goals received						1									
		TEAM TOTALS	32	32	2880	44	41	129	435	201	15	394	394	105	192	48	2
		OPPONENT TOTALS	32	32	2880	59	57	175	419	204	13	394	394	204	158	39	1

GAME-WINNING GOALS: Scott Benedetti 3, Shaun Bartlett 3, Steve Trittschuh 1, Chris Henderson 1, Marcelo Balboa 1

GAME-WINNING ASSISTS: Roy Wegerle 3, Jean Harbor 2, Scott Benedetti 2, Steve Trittschuh 1, Scott Cannon 1, Shaun Bartlett 1, Marcelo Balboa 1

PENALTY KICK GOALS/ATTEMPTS: Jean Harbor 3-3

COLORADO RAPIDS INDIVIDUAL GOALKEEPING

#	POS	GOALKEEPER	GP	GS	MIN	SHTS	SV	C/P	GA	GAA	PG	PA	W	L	T	SO	OT	RECORD
18	GK	Dusty Hudock	9	9	810	55	34	29	16	1.78	2	2	3	6	0	2		
1	GK	Chris Woods	23	23	2070	149	96	36	43	1.87	2	2	8	15	0	2		
		TEAM TOTALS	32	32	2880	204	130	65	59	1.84	4	4	11	21	0	4		
		OPPONENT TOTALS	32	32	2880	201	145	139	44	1.38	3	3	21	11	0	8		

*Indicates individual played with other teams in 1996. Only Colorado Rapids statistics listed here.

1996 RAPIDS REGULAR SEASON LINEUPS

DATE	RESULT	OPP	GK	DEFENDERS	MIDFIELDERS	FORWARDS
4/13	L 0-3	at KC	Hudock	Butterworth, Edwards, Hamlett, Kmosko	Henderson (Wegerle 77), Kinnear, Trittschuh	Bartlett, Benedetti (Sharpe 77), Harbor
4/21	W 3-1	vs DAL	Hudock	Butterworth, Edwards, Hamlett, Trittschuh	Balboa (Wegerle 82), Benedetti, Kmosko	Bartlett, Harbor, Henderson
5/5	W 4-0	vs KC	Hudock	Butterworth, Edwards (Kinnear 64), Hamlett, Kmosko	Balboa, Benedetti, Henderson, Trittschuh	Bartlett (Wegerle 55), Harbor (Sharpe 88)
5/8	L 1-3	at SJ	Hudock	Butterworth, Cannon, Hamlett, Kmosko	Balboa, Benedetti (Wegerle 71), Henderson, Trittschuh	Bartlett, Harbor
5/11	L 1-2	vs TB	Woods	Butterworth, Cannon (Sharpe 76), Hamlett, Kmosko	Balboa, Benedetti, Henderson, Trittschuh	Bartlett (Wegerle 58), Harbor
5/16	L 0-3	at MET	Woods	Butterworth (Wegerle 36), Cannon, Hamlett, Kmosko	Balboa, Benedetti (Sharpe 57), Henderson, Trittschuh	Bartlett, Harbor (Kinnear 71)
5/19	W 4-2	at CLB	Woods	Balboa, Hamlett, Kmosko	Benedetti, Henderson, Kinnear, Trittschuh	Bartlett, Sharpe, Wegerle
5/25	L 2-2	at NE	Hudock	Cannon, Hamlett, Kmosko, Trittschuh	Benedetti, Henderson, Kinnear (Harbor 81)	Bartlett, Sharpe, Wegerle
5/29	W 2-0	vs DAL	Hudock	Balboa, Hamlett, Kmosko, Trittschuh	Benedetti, Henderson, Kinnear, Wegerle	Harbor, Sharpe (Bates 72)
6/2	L 2-2	vs DC	Hudock	Balboa, Hamlett, Kmosko, Trittschuh	Henderson, Kinnear	Benedetti, Harbor, Sharpe (Bates 76), Wegerle
6/8	L 1-2	at TB	Hudock	Butterworth, Hamlett, Kmosko, Trittschuh	Henderson, Kinnear	Benedetti, Harbor, Sharpe (Bates 46), Wegerle
6/15	L 1-1	at DAL	Woods	Butterworth, Hamlett, Kmosko, Trittschuh	Henderson, Kinnear (Rodriguez 60)	Benedetti, Harbor, Sharpe (Bates 46), Wegerle
6/19	W 2-2	at CLB	Woods	Balboa, Butterworth, Hamlett, Kmosko (Sharpe 88), Trittschuh	Henderson	Bartlett, Benedetti, Harbor (Kinnear 46), Wegerle
6/26	L 1-3	at LA	Woods	Cannon, Hamlett, Kmosko, Trittschuh	Henderson, Kinnear, Rodriguez (Sharpe 66 (Bates 87))	Bartlett, Benedetti, Wegerle
6/30	W 2-1	vs LA	Woods	Butterworth, Hamlett, Kmosko, Trittschuh	Henderson, Kinnear (Bates 87)	Bartlett, Benedetti, Harbor (Cannon 46 (Rodriguez 70)), Wegerle
7/4	W 2-1	vs MET	Woods	Butterworth, Hamlett, Kmosko, Trittschuh	Henderson (Cannon 82), Kinnear	Bartlett, Benedetti, Harbor (Rodriguez 88), Wegerle
7/7	W 2-1	vs CLB	Woods	Cannon, Hamlett, Kmosko, Trittschuh	Henderson, Kinnear (Balboa 25)	Bartlett (Bates 69), Benedetti, Harbor (Rodriguez 69), Wegerle
7/10	L 0-2	at KC	Woods	Butterworth(Bates 62), Cannon, Kmosko, Trittschuh	Henderson, Rodriguez	Bartlett, Benedetti, Harbor, Wegerle
7/17	L 1-2	vs SJ	Woods	Cannon, Hamlett, Kmosko, Trittschuh	Henderson, Rodriguez	Bartlett, Benedetti, Harbor (Bates 46), Wegerle
7/21	L 1-3	vs TB	Woods	Bates, Cannon, Hamlett, Kmosko, Trittschuh	Henderson	Bartlett, Benedetti, Harbor (Balboa 62), Wegerle
7/24	W 2-0	vs NE	Woods	Balboa, Bates, Cannon, Hamlett, Kmosko, Trittschuh	Henderson	Bartlett, Benedetti, Harbor
7/27	L 0-3	at DAL	Woods	Balboa, Bates, Butterworth, Cannon (Harbor 75), Hamlett, Kmosko, Trittschuh	Henderson	Bartlett, Benedetti
8/1	L 2-2	vs LA	Woods	Balboa, Bates, Butterworth, Hamlett, Kmosko, Trittschuh	Henderson (Cannon 46 (Sharpe 90))	Bartlett, Benedetti, Harbor
8/3	L 1-3	at TB	Woods	Balboa, Bates, Butterworth, Hamlett, Kmosko, Trittschuh	Henderson	Bartlett, Benedetti, Harbor
8/7	W 4-2	vs KC	Woods	Balboa, Butterworth, Hamlett, Kmosko, Trittschuh	Henderson	Bartlett, Benedetti, Harbor (Cannon 56), Wegerle (Bates 17)
8/11	L 0-2	vs MET	Woods	Balboa, Butterworth(Cannon 21), Hamlett, Kmosko, Trittschuh	Henderson, Henderson (Sharpe 60)	Bartlett, Benedetti, Harbor (Bates 46)
8/16	L 0-2	at NE	Woods	Balboa, Hamlett, Kmosko, Trittschuh	Henderson, Rodriguez	Bartlett, Benedetti, Harbor Wegerle (Sharpe 20 (Bates 80))
8/25	L 0-1	at SJ	Woods	Bates (McKay 51), Cannon (Sharpe 81), Hamlett, Trittschuh	Henderson, Henderson, Rodriguez (Pinon 42)	Bartlett, Benedetti, Harbor
8/29	L 1-2	vs DC	Woods	Cannon, Hamlett, Kmosko, Trittschuh	Henderson, Henderson	Benedetti, De Vries, Harbor, Sharpe (McKay 78)
9/5	W 0-0	at LA	Woods	Cannon, Hamlett, Kmosko, Trittschuh	Henderson, Henderson (McKay 85), Harbor	Bartlett, Benedetti, De Vries
9/8	L 1-3	vs SJ	Woods	Cannon, Hamlett, Kmosko, Trittschuh	Henderson, Henderson	Bartlett, Benedetti, De Vries, Harbor
9/21	L 1-3	at DC	Hudock	Bates (Edwards 46), Cannon, Hamlett, Kmosko, Trittschuh	Henderson, Henderson, McKay (Rodriguez 69)	Benedetti, De Vries

1996 RAPIDS BOX SCORES

Colorado (0) at Kansas City (3)

April 13, 1996 • Attendance: 21,141

Scoring: KC—Takawira (Chung 71), Klopas (unassisted 77), Takawira (Eichmann 83)

	Shots	Saves	Fouls	Offside	Corner Kicks
COL	8	9	8	1	3
KC	25	0	12	1	6

Colorado (3) vs Dallas (1)

April 21, 1996 • Attendance: 21,711

Scoring: DAL—Kerr (Eck 59); COL—Balboa (Harbor 48), Bartlett (Harbor 57), Balboa (Benedetti 64)

	Shots	Saves	Fouls	Offside	Corner Kicks
DAL	10	6	13	8	2
COL	20	3	7	1	7

Colorado (4) vs Kansas City (0)

May 5, 1996 • Attendance: 11,070

Scoring: COL—Benedetti (Tritttschuh 4), Tritttschuh (Henderson 16), C. Henderson (unassisted 38), Sharpe (Wegerle 90)

	Shots	Saves	Fouls	Offside	Corner Kicks
KC	6	4	8	6	0
COL	12	4	13	1	7

Colorado (1) at San Jose (3)

May 8, 1996 • Attendance: 12,972

Scoring: COL—Balboa (Henderson 2); SJ—Baicher (Bravo, Wynalda 35), Bravo (unassisted 37), Martin (Bravo 72)

	Shots	Saves	Fouls	Offside	Corner Kicks
COL	19	5	22	3	3
SJ	15	6	22	9	5

Colorado (1) vs Tampa Bay (2)

May 11, 1996 • Attendance: 9,171

Scoring: TB—McKinley (Kooiman, Pittman 62), Ralston (McKinley 78); COL—Harbor (unassisted 10)

	Shots	Saves	Fouls	Offside	Corner Kicks
TB	6	4	9	12	5
COL	13	0	14	2	8

Colorado (0) at MetroStars (3)

May 16, 1996 • Attendance: 14,121

Scoring: MET—Savarese (Hernandez, Silvera 10), Savarese (Harty 30), Savarese (Joseph 75)

	Shots	Saves	Fouls	Offside	Corner Kicks
COL	25	3	7	2	9
MET	14	6	13	9	2

Colorado (4) at Columbus (2)

May 19, 1996 • Attendance: 20,184

Scoring: COL—Bartlett (unassisted 49), Bartlett (Wegerle 73), Balboa (Wegerle 80), Sharpe (Henderson, Bartlett 88); CLB—McBride (Thompson 27), Khumalo (unassisted 42)

	Shots	Saves	Fouls	Offside	Corner Kicks
COL	13	2	13	6	7
CLB	11	7	3	3	6

Colorado (2) at New England (2)—SOL

May 25, 1996 • Attendance: 14,323

Scoring: COL—Wegerle (Sharpe, Bartlett 76), Harbor (Henderson 88); NE—Naveda (unassisted 47), Aunger (unassisted 68)

	Shots	Saves	Fouls	Offside	Corner Kicks
COL	16	11	3	4	7
NE	7	6	8	7	3

Colorado (2) vs Dallas (0)

May 29, 1996 • Attendance: 10,971

Scoring: COL—C. Henderson (Benedetti 24), Harbor (unassisted 67)

	Shots	Saves	Fouls	Offside	Corner Kicks
DAL	14	5	17	4	3
COL	15	1	17	3	1

Colorado (2) vs D.C. United (2)—SOL

June 2, 1996 • Attendance: 8,517

Scoring: DC—Diaz Arce (Williams, Kelderman 34), Maessner (unassisted 88); COL—Tritttschuh (Harbor 67), Harbor (unassisted 77)

	Shots	Saves	Fouls	Offside	Corner Kicks
DC	8	5	9	7	3
COL	14	1	10	1	7

Colorado (1) at Tampa Bay (2)

June 8, 1996 • Attendance: 7,388

Scoring: COL—Harbor (unassisted 74); TB—Viera (Vasquez 20), Vasquez (unassisted 82)

	Shots	Saves	Fouls	Offside	Corner Kicks
COL	21	2	13	2	9
TB	14	4	17	11	3

Colorado (1) at Dallas (1)—SOL

June 15, 1996 • Attendance: 9,704

Scoring: COL—Harbor (Sharpe 1); DAL—Sanchez (Santel 73)

	Shots	Saves	Fouls	Offside	Corner Kicks
COL	16	4	17	0	6
DAL	12	9	13	6	2

Colorado (2) at Columbus (2)—SOW

June 19, 1996 • Attendance: 13,093

Scoring: COL—Tritttschuh (Wegerle 44), Balboa (unassisted 48); CLB—Thompson (Paz 31), Carrera (Thompson, Paz 58)

	Shots	Saves	Fouls	Offside	Corner Kicks
COL	10	4	22	7	4
CLB	21	4	19	8	5

Colorado (1) at Los Angeles (3)

June 26, 1996 • Attendance: 21,280

Scoring: COL—Bartlett (Rodriguez 4); LA—Hurtado (unassisted 21), Hurtado (Karapetyan 31), Hurtado (Cienfuegos 89)

	Shots	Saves	Fouls	Offside	Corner Kicks
COL	20	4	12	4	7
LA	12	8	10	8	9

Colorado (2) vs Los Angeles (1)

June 30, 1996 • Attendance: 15,711

Scoring: LA—Wilson (Cienfuegos 78); COL—Wegerle (unassisted 23), Bartlett (Wegerle 56)

	Shots	Saves	Fouls	Offside	Corner Kicks
LA	13	3	11	7	7
COL	13	4	14	6	3

Colorado (2) vs MetroStars (1)

July 4, 1996 • Attendance: 20,117

Scoring: MET—Ramos (Hennessey 58); COL—own goal (Caricola 68), Tritttschuh (Bartlett, Cannon 83)

	Shots	Saves	Fouls	Offside	Corner Kicks
MET	10	8	7	10	4
COL	23	3	8	2	7

1996 RAPIDS BOX SCORES

Colorado (2) vs Columbus (1)

July 7, 1996 • Attendance: 7,911

Scoring: CLB—Warzycha (Marino 77); COL—Trittschuh (Henderson 41), Benedetti (Wegerle 83)

	Shots	Saves	Fouls	Offside	Corner Kicks
CLB	12	1	11	13	2
COL	7	4	21	5	6

Colorado (0) at Kansas City (2)

July 10, 1996 • Attendance: 8,062

Scoring: KC—Klopas (Preki 55), Okafor (Chung, Takawira 82)

	Shots	Saves	Fouls	Offside	Corner Kicks
COL	9	9	11	3	10
KC	23	2	14	7	8

Colorado (1) vs San Jose (2)

July 17, 1996 • Attendance: 6,117

Scoring: SJ—Bravo (Espinoza 14), Bravo (Iroha 50); COL—Bartlett (Henderson 80)

	Shots	Saves	Fouls	Offside	Corner Kicks
SJ	11	7	16	8	4
COL	19	1	13	1	5

Colorado (1) vs Tampa Bay (3)

July 21, 1996 • Attendance: 6,320

Scoring: TB—Lassiter (Galdneri, Valderrama 24), Ralston (unassisted 72), Galdneri (Valderrama 76); COL—Kmosko (Trittschuh 61)

	Shots	Saves	Fouls	Offside	Corner Kicks
TB	11	4	6	15	2
COL	12	5	5	5	5

Colorado (2) vs New England (0)

July 24, 1996 • Attendance: 6,236

Scoring: COL—Benedetti (Harbor 59), Bartlett (Henderson 73)

	Shots	Saves	Fouls	Offside	Corner Kicks
NE	11	2	8	4	7
COL	7	4	6	5	9

Colorado (0) at Dallas (3)

July 27, 1996 • Attendance: 9,081

Scoring: DAL—Alvarez (Sanchez 53), Sanchez (unassisted 64), Elliott (Sonora 78)

	Shots	Saves	Fouls	Offside	Corner Kicks
COL	10	6	10	6	13
DAL	17	6	10	3	6

Colorado (2) vs Los Angeles (2)—SOL

August 1, 1996 • Attendance: 9,310

Scoring: LA—Hurtado (Cienfuegos 25), Karapetyan (unassisted 53); COL—Harbor (Bartlett, Henderson 9), Balboa (Bartlett 50)

	Shots	Saves	Fouls	Offside	Corner Kicks
LA	14	8	11	1	6
COL	17	8	12	2	5

Colorado (1) at Tampa Bay (3)

August 3, 1996 • Attendance: 6,281

Scoring: COL—Harbor (Benedetti 85); TB—Lassiter (McKinley, Frye 8), Lassiter (Valderrama 65), Lassiter (Valderrama 70)

	Shots	Saves	Fouls	Offside	Corner Kicks
COL	19	6	8	1	9
TB	15	7	12	6	6

Colorado (4) vs Kansas City (2)

August 7, 1996 • Attendance: 6,013

Scoring: KC—Preki (Takawira 57), Sorber (Preki 83); COL—S. Henderson (Bartlett, Balboa 14), Harbor (Hamlett 51), Bartlett (Balboa, Benedetti 78), Balboa (Bartlett 90)

	Shots	Saves	Fouls	Offside	Corner Kicks
KC	14	1	10	3	7
COL	10	5	15	2	2

Colorado (0) vs MetroStars (2)

August 11, 1996 • Attendance: 8,880

Scoring: MET—Donadoni (unassisted 14), Joseph (Donadoni 34)

	Shots	Saves	Fouls	Offside	Corner Kicks
MET	13	2	8	2	8
COL	6	6	9	1	8

Colorado (0) at New England (2)

August 16, 1996 • Attendance: 14,103

Scoring: NE—Moore (Naveda 28), Moore (Naveda 89)

	Shots	Saves	Fouls	Offside	Corner Kicks
COL	10	4	17	7	5
NE	20	4	19	7	4

Colorado (0) at San Jose (1)

August 25, 1996 • Attendance: 12,369

Scoring: SJ—Espinoza (Wynalda, Doyle 1)

	Shots	Saves	Fouls	Offside	Corner Kicks
COL	13	3	15	2	3
SJ	12	1	20	2	9

Colorado (1) vs D.C. United (2)

August 29, 1996 • Attendance: 6,368

Scoring: DC—Medved (Harkes 3), Rammel (Sanneh, Agoos 49); COL—Harbor (De Vries, Benedetti 40)

	Shots	Saves	Fouls	Offside	Corner Kicks
DC	6	4	17	4	5
COL	10	2	16	3	8

Colorado (0) at Los Angeles (0)—SOW

September 5, 1996 • Attendance: 8,561

	Shots	Saves	Fouls	Offside	Corner Kicks
COL	10	6	12	12	2
LA	15	4	13	4	5

Colorado (1) vs San Jose (3)

September 8, 1996 • Attendance: 8,990

Scoring: SJ—Espinoza (Wynalda 24), Espinoza (Iroha 40), Bravo (Espinoza, Wynalda 85); COL—Harbor (unassisted 28)

	Shots	Saves	Fouls	Offside	Corner Kicks
SJ	9	5	12	4	5
COL	14	3	10	0	4

Colorado (1) at D.C. United (3)

September 21, 1996 • Attendance: 20,573

Scoring: COL—C. Henderson (Rodriguez 90); DC—Diaz Arce (Vaudreuil 27), Medved (Williams 32), Diaz Arce (unassisted 53)

	Shots	Saves	Fouls	Offside	Corner Kicks
COL	4	8	4	5	3
DC	18	2	16	5	9



2012 COLORADO RAPIDS
PLAYOFFS



2011 PLAYOFFS INDIVIDUAL STATISTICS

2011 COLORADO RAPIDS POSTSEASON STATISTICS (1-2-0, 3 pts.) THROUGH GAMES OF NOVEMBER 2, 2011

#	POS	PLAYER	GP	GS	MIN	G	A	SHT	SOG	FC	FS	OFF	CK	C	E
14	FWD	Omar Cummings	3	3	203	1	0	10	3	0	4	2	1	0	0
27	DEF	Kosuke Kimura	2	2	126	0	1	0	0	0	0	0	0	0	0
11	MID	Brian Mullan	3	3	270	0	1	1	0	5	9	1	0	1	0
8	DEF	Eddie Ababio	1	0	10	0	0	0	0	0	0	0	0	0	0
12	FWD	Quincy Amarikwa	1	0	45	0	0	1	1	0	2	0	0	0	0
32	DEF	Miguel Comminges	3	3	270	0	0	1	0	6	0	0	0	1	0
21	FWD	Caleb Folan	2	2	113	0	0	1	1	2	2	3	0	0	0
10	FWD	Macoumba Kandji	3	0	102	0	0	3	2	2	3	0	0	0	0
16	MID	Ross LaBaue	2	1	96	0	0	1	0	1	6	0	0	0	0
4	MID	Jeff Larentowicz	3	3	270	0	0	4	0	4	1	0	0	0	0
34	DEF	Tyrone Marshall	1	0	21	0	0	0	0	1	0	0	0	0	1
3	DEF	Drew Moor	2	2	149	0	0	1	0	0	2	0	0	0	0
5	MID	Joseph Nane	1	1	56	0	0	0	0	2	1	0	0	1	0
23	MID	Sanna Nyassi	3	3	269	0	0	7	4	6	2	4	10	2	0
29	DEF	Scott Palguta	2	1	121	0	0	1	0	1	0	0	0	0	0
18	GK	Matt Pickens	3	3	270	0	0	0	0	0	1	0	0	0	0
20	MID	Jamie Smith	1	1	74	0	0	2	1	1	0	0	0	0	0
15	MID	Wells Thompson	3	2	202	0	0	1	0	2	3	0	0	0	0
22	DEF	Marvell Wynne	3	3	270	0	0	1	0	4	4	0	0	0	0
		TEAM TOTALS	3	3	270	1	2	35	12	37	41	10	11	5	1
		OPPONENT TOTALS	3	3	270	4	3	29	15	41	37	8	11	5	0

GAME-WINNING GOALS: Omar Cummings 1

GAME-WINNING ASSISTS: Brian Mullan 1, Kosuke Kimura 1

PENALTY KICK GOALS/ATTEMPTS: None

COLORADO RAPIDS INDIVIDUAL GOALKEEPING

#	POS	GOALKEEPER	GP	GS	MIN	SHTS	SV	GA	GAA	PG	PA	W	L	T	SO	OTRECORD
18	GK	Matt Pickens	3	3	270	15	11	4	1.33	1	1	1	2	0	1	0-0-0
		TEAM TOTALS	3	3	270	15	11	4	1.33	1	1	1	2	0	1	0-0-0
		OPPONENT TOTALS	3	3	270	12	11	1	0.33	0	0	2	1	0	2	0-0-0

WILD CARD PLAY-IN MATCH

Columbus Crew (13-13-8, 0-1-0) vs. Colorado Rapids (12-9-13, 1-0-0)
 October 27, 2011 • Dick's Sporting Goods Park

Goals by Period	1	2	Tot
Columbus	0	0	0
Colorado	1	0	1

Scoring Summary:

COL: Cummings 1 (Kimura 1, Mullan 1) 45

Columbus Crew: William Hesmer, Sebastian Miranda (Jeff Cunningham 70, Tommy Heinemann 85), Josh Gardner, Chad Marshall, Julius James, Eddie Gaven, Dilly Duka (Emilio Renteria 65), Robbie Rogers, Rich Balchan, Tony Tchani, Andres Mendoza.

TOTAL SHOTS: 9 (Mendoza 3); SHOTS ON GOAL: 3 (3 tied with 1); FOULS: 7 (Duka 2, Marshall 2); OFFSIDE: 5; CORNER KICKS: 4; SAVES: Hesmer 6; CAUTIONS: Miranda 16; EJECTIONS: None.

Colorado Rapids: Matt Pickens, Kosuke Kimura, Miguel Comminges, Drew Moor, Marvell Wynne, Brian Mullan, Sanna Nyassi (Macoumba Kandji 89), Jamie Smith (Ross LaBaux 74), Jeff Larentowicz, Caleb Folan, Omar Cummings (Wells Thompson 68).

TOTAL SHOTS: 18 (Cummings 7); SHOTS ON GOAL: 7 (Cummings 3); FOULS: 10 (3 tied with 2); OFFSIDE: 5; CORNER KICKS: 3; SAVES: Pickens 3; CAUTIONS: None; EJECTIONS: None.

Referee: Jorge Gonzalez
 Referee's Assistants: Greg Barkey, Kermit Quisenberry
 4th Official: Andrew Chapin.
 Attendance: 7,803.
 Temperature: 32 and Clear

EASTERN CONFERENCE SEMIFINALS • GAME 1

Sporting Kansas City (13-9-12, 1-0-0) vs. Colorado Rapids (12-9-13, 1-1-0)
 October 30, 2011 • Dick's Sporting Goods Park

Goals by Period	1	2	Tot
Sporting KC	0	2	2
Colorado	0	0	0

Scoring Summary:

KC: Bunbury 1 (Julio Cesar 1) 49; **KC:** Bunbury 2 (penalty kick) 59

Sporting Kansas City: Jimmy Nielsen, Chance Myers, Seth Sinovic, Aurelien Collin, Matt Besler, Graham Zusi, Julio Cesar (Jeferson 78), Roger Espinoza, Kei Kamara (Soony Saad 89), Teal Bunbury (Davy Arnaud 69), C.J. Sapong.

TOTAL SHOTS: 8 (Bunbury 3); SHOTS ON GOAL: 5 (Bunbury 2); FOULS: 13 (Sapong 3); OFFSIDE: 0; CORNER KICKS: 4; SAVES: Nielsen 1; CAUTIONS: Bunbury 47+; EJECTIONS: None.

Colorado Rapids: Matt Pickens, Kosuke Kimura (Tyrone Marshall 36), Miguel Comminges, Drew Moor (Scott Palguta 59), Marvell Wynne, Brian Mullan, Wells Thompson, Sanna Nyassi, Jeff Larentowicz, Omar Cummings, Caleb Folan (Macoumba Kandji 23).

TOTAL SHOTS: 8 (Cummings 2, Nyassi 2); SHOTS ON GOAL: 1 (Kandji 1); FOULS: 10 (3 tied with 2); OFFSIDE: 2; CORNER KICKS: 6; SAVES: Pickens 3; CAUTIONS: Nyassi 63; EJECTIONS: Marshall 57.

Referee: Baldomero Toledo
 Referee's Assistants: Frank Anderson, Ian Anderson
 4th Official: Juan Guzman
 Attendance: 8,601
 Temperature: 63 and Clear

EASTERN CONFERENCE SEMIFINALS • GAME 2

Colorado Rapids (12-9-13, 1-2-0) vs. Sporting Kansas City (13-9-12, 2-0-0)
 November 2, 2011 • LIVESTRONG Sporting Park

Goals by Period	1	2	Tot
Colorado	0	0	0
Sporting KC	1	1	2

Scoring Summary:

KC: Collin 1 (Zusi 1) 28; **KC:** Sapong 1 (Zusi 2) 76

Colorado Rapids: Matt Pickens, Wells Thompson, Miguel Comminges, Marvell Wynne, Scott Palguta, Brian Mullan, Sanna Nyassi, Joseph Nane (Macoumba Kandji 56), Jeff Larentowicz, Omar Cummings (Quincy Amarikwa 45), Ross LaBaux (Eddie Abadio 80).

TOTAL SHOTS: 9 (Nyassi 3); SHOTS ON GOAL: 4 (Nyassi 2); FOULS: 17 (Comminges 4); OFFSIDE: 3; CORNER KICKS: 2; SAVES: Pickens 5; CAUTIONS: Nane 27, Comminges 55, Mullan 75, Nyassi 93+; EJECTIONS: None.

Sporting Kansas City: Jimmy Nielsen, Chance Myers, Seth Sinovic, Aurelien Collin, Matt Besler, Graham Zusi, Julio Cesar (Biraahim Diop 79), Roger Espinoza (Davy Arnaud 45), Kei Kamara, Teal Bunbury (Soony Saad 87), C.J. Sapong.

TOTAL SHOTS: 12 (3 tied with 3); SHOTS ON GOAL: 7 (Sapong 3); FOULS: 21 (Myers 4, Sapong 4); OFFSIDE: 3; CORNER KICKS: 3; SAVES: Nielsen 4; CAUTIONS: Espinoza 35, Santos 48+, Arnaud 65; EJECTIONS: None.

Referee: Kevin Stott
 Referee's Assistants: Adam Wienckowski, Brian Poeschel
 4th Official: David Gantar
 Attendance: 18,565
 Temperature: 45 and Raining

2010 PLAYOFFS INDIVIDUAL STATISTICS

2010 COLORADO RAPIDS POSTSEASON STATISTICS (3-0-1, 9 pts.) THROUGH GAMES OF NOVEMBER 21, 2010

#	POS	PLAYER	GP	GS	MIN	G	A	SHT	SOG	FC	FS	OFF	CK	C	E
9	FWD	Conor Casey	4	4	419	2	0	11	3	11	5	3	0	2	0
27	DEF	Kosuke Kimura	4	4	381	1	0	2	1	2	2	0	0	0	0
25	MID	Pablo Mastroeni	4	4	420	1	0	6	3	9	2	0	0	1	0
14	FWD	Omar Cummings	4	4	398	0	2	15	4	2	5	4	0	0	0
11	MID	Brian Mullan	4	4	376	0	1	1	1	8	4	1	1	1	0
12	FWD	Quincy Amarikwa	1	0	1	0	0	0	0	0	0	0	0	0	0
21	DEF	Julien Baudet	4	0	88	0	0	0	0	2	0	0	0	0	0
10	FWD	Macoumba Kandji	3	0	81	0	0	1	1	1	0	0	0	0	0
4	MID	Jeff Larentowicz	4	4	420	0	0	9	4	4	6	0	0	0	0
7	FWD	Claudio Lopez	1	0	38	0	0	0	0	0	0	0	0	0	0
3	DEF	Drew Moor	4	4	420	0	0	2	1	3	6	0	0	0	0
18	GK	Matt Pickens	4	4	420	0	0	0	0	0	0	0	0	0	0
20	MID	Jamie Smith	2	2	210	0	0	3	1	2	5	0	6	1	0
15	MID	Wells Thompson	3	2	195	0	0	2	0	1	2	0	10	0	0
6	DEF	Anthony Wallace	4	4	333	0	0	1	0	4	2	0	0	1	0
22	DEF	Marvell Wynne	4	4	420	0	0	0	0	2	1	0	0	0	0
		TEAM TOTALS	4	4	420	5	3	53	19	51	42	8	17	6	0
		OPPONENT TOTALS	4	4	420	3	4	52	17	42	51	20	19	7	0

GAME-WINNING GOALS: Pablo Mastroeni 1, Kosuke Kimura 1

GAME-WINNING ASSISTS: Brian Mullan 1, Omar Cummings 1

PENALTY KICK GOALS/ATTEMPTS: None

COLORADO RAPIDS INDIVIDUAL GOALKEEPING

#	POS	GOALKEEPER	GP	GS	MIN	SHTS	SV	GA	GAA	PG	PA	W	L	T	SO	OTRECORD
18	GK	Matt Pickens	4	4	420	17	12	3	0.64	0	0	3	1	0	2	2-1-0
		TEAM TOTALS	4	4	420	17	12	3	0.64	0	0	3	1	0	2	2-1-0
		OPPONENT TOTALS	4	4	420	19	14	5	1.07	0	0	1	3	0	0	1-2-0

2010 PLAYOFFS BOX SCORES

SEMIFINALS • GAME 1

Columbus Crew (14-8-8, 0-1-0) vs. Colorado Rapids (12-8-10, 1-0-0)
October 28, 2010 • Dick's Sporting Goods Park

Goals by Period	1	2	Tot
Columbus	0	0	0
Colorado	1	0	1

Scoring Summary:

COL: Mastroeni 1 (Cummings 1, Mullan 1) 24

Columbus Crew: Andy Gruenebaum, Frankie Hejduk, Andy Iro, Chad Marshall, Emmanuel Ekpo, Shaun Francis, Robbie Rogers, Brian Carroll (Kevin Burns 84), Eddie Gaven, Steven Lenhart (Jason Garey 68), Guillermo Barros Schelotto (Andres Mendoza 68).

TOTAL SHOTS: 9 (Carroll 2); SHOTS ON GOAL: 2 (Iro 1, Marshall 1); FOULS: 6 (Lenhart 2); OFFSIDE: 4; CORNER KICKS: 5; SAVES: Gruenebaum 1; CAUTIONS: Carroll 57; EJECTIONS: None.

Colorado Rapids: Matt Pickens, Kosuke Kimura (Julien Baudet 89), Anthony Wallace, Marvell Wynne, Drew Moor, Brian Mullan, Pablo Mastroeni, Jeff Larentowicz, Wells Thompson (Macoumba Kandji 75), Conor Casey, Omar Cummings.

TOTAL SHOTS: 15 (Larentowicz 4); SHOTS ON GOAL: 2 (Larentowicz 1, Mastroeni 1); FOULS: 12 (Mastroeni 3, Mullan 3); OFFSIDE: 2; CORNER KICKS: 9; SAVES: Pickens 2; CAUTIONS: Mastroeni 92+; EJECTIONS: None.

Referee: Jair Marrufol
Referee's Assistants: George Gansner, Eric Boria
4th Official: Edwin Jurisevic
Attendance: 11,872
Temperature: 58 and Clear

SEMIFINALS • GAME 2

Columbus Crew (14-8-8, 1-1-0) vs. Colorado Rapids (12-8-10, 1-0-1)
November 6, 2010 • Crew Stadium

Goals by Period	1	2	OT1	OT2	Tot
Columbus	1	1	0	0	2
Colorado	0	1	0	0	1

COLORADO RAPIDS WIN ON PENALTY KICKS 5-4

Scoring Summary:

CLB: Gaven 1 (Barros Schelotto 1) 22; **CLB:** Rogers 1 (Ekpo 1) 70; **COL:** Casey 1 (Cummings 2) 84

Penalty Kicks Summary (after 120 min.):

COL: Casey, Goal	CLB: Barros Schelotto, Goal;
COL: Kandji, Goal	CLB: Garey, Goal
COL: Larentowicz, Goal	CLB: Gaven, Goal
COL: Lopez, Goal	CLB: Brunner, Goal
COL: Smith, Goal	CLB: Carroll, High

Colorado Rapids: Matt Pickens, Kosuke Kimura (Claudio Lopez 82), Anthony Wallace (Julien Baudet 75), Marvell Wynne, Drew Moor, Brian Mullan (Macoumba Kandji 76), Jamie Smith, Pablo Mastroeni, Jeff Larentowicz, Conor Casey, Omar Cummings.

TOTAL SHOTS: 15 (Cummings 4, Larentowicz 4); SHOTS ON GOAL: 7 (Casey 2, Larentowicz 2); FOULS: 17 (3 tied with 3); OFFSIDE: 0; CORNER KICKS: 5; SAVES: Pickens 4; CAUTIONS: Mullan 38, Casey 48; EJECTIONS: None.

Columbus Crew: Andy Gruenebaum, Frankie Hejduk, Shaun Francis, Chad Marshall, Eric Brunner, Emmanuel Ekpo (Kevin Burns 81), Robbie Rogers (Steven Lenhart 90), Eddie Gaven, Brian Carroll, Guillermo Barros Schelotto, Andres Mendoza (Jason Garey 65).

TOTAL SHOTS: 18 (Rogers 5); SHOTS ON GOAL: 7 (Rogers 3); FOULS: 15 (5 tied with 2); OFFSIDE: 7; CORNER KICKS: 4; SAVES: Gruenebaum 6; CAUTIONS: Barros Schelotto 31, Ekpo 52, Carroll 56, Francis 64, Rogers 70; EJECTIONS: None.

Referee: Michael Kennedy
Referee's Assistants: Chris Strickland, Philippe Briere
4th Official: Terry Vaughn
Attendance: 10,322
Temperature: 39 and Cloudy

EASTERN CONFERENCE CHAMPIONSHIP

San Jose Earthquakes (13-10-7, 1-2-0) vs. Colorado Rapids (12-8-10, 2-0-1)
November 13, 2010 • Dick's Sporting Goods Park

Goals by Period	1	2	Tot
San Jose	0	0	0
Colorado	1	0	1

Scoring Summary:

COL: Kimura 1 (unassisted) 42

San Jose Earthquakes: Jon Busch, Chris Leitch (Arturo Alvarez 57), Tim Ward, Brandon McDonald, Jason Hernandez, Chris Wondolowski, Scott Sealy, Sam Cronin (Eduardo 79), Bobby Convey, Geovanni (Khari Stephenson 72), Ryan Johnson.

TOTAL SHOTS: 8 (Alvarez 2, Wondolowski 2); SHOTS ON GOAL: 1 (Deiberson 1); FOULS: 10 (Sealy 3); OFFSIDE: 5; CORNER KICKS: 5; SAVES: Busch 5; CAUTIONS: None; EJECTIONS: None.

Colorado Rapids: Matt Pickens, Kosuke Kimura, Anthony Wallace (Julien Baudet 78), Marvell Wynne, Drew Moor, Wells Thompson, Pablo Mastroeni, Jeff Larentowicz, Brian Mullan, Conor Casey (Quincy Amarikwa 89), Omar Cummings.

TOTAL SHOTS: 16 (Cummings 6); SHOTS ON GOAL: 7 (Cummings 3); FOULS: 6 (Casey 2); OFFSIDE: 6; CORNER KICKS: 2; SAVES: Pickens 1; CAUTIONS: None; EJECTIONS: None.

Referee: Jorge Gonzalez
Referee's Assistants: Chris Strickland, Greg Barkey
4th Official: Mark Geiger
Attendance: 17,779
Temperature: 32 and Cloudy

2010 PLAYOFFS BOX SCORES

MLS CUP

Colorado Rapids (12-8-10, 4-1-0) vs. FC Dallas (12-4-14, 3-0-1)
November 21, 2010 • BMO Field

Goals by Period	1	2	OT1	OT2	Tot
Colorado	0	1	0	1	2
FC Dallas	1	0	0	0	1

Scoring Summary:

DAL: Ferreira 2 (Chavez 2, Benitez 1) 35; **COL:** Casey 2 (unassisted) 57; **COL:** own goal (John) 107

Colorado Rapids: Matt Pickens, Kosuke Kimura, Anthony Wallace (Julien Baudet 92+), Marvell Wynne, Drew Moor, Brian Mullan, Jamie Smith (Wells Thompson 90), Pablo Mastroeni, Jeff Larentowicz, Conor Casey, Omar Cummings (Macoumba Kandji 98).

TOTAL SHOTS: 7 (Cummings 2, Mastroeni 2); SHOTS ON GOAL: 3 (3 tied with 1); FOULS: 16 (Casey 5); OFFSIDE: 0; CORNER KICKS: 1; SAVES: Pickens 5; CAUTIONS: Wallace 41, Smith 51, Casey 84; EJECTIONS: None.

FC Dallas: Kevin Hartman, Jackson Goncalves (Zach Loyd 34), Jair Benitez, Ugo Ihemelu, George John, Marvin Chavez (Eric Avila 105), Brek Shea (Jeff Cunningham 64), Dax McCarty, Daniel Hernandez, David Ferreira, Atiba Harris.

TOTAL SHOTS: 17 (3 tied with 3); SHOTS ON GOAL: 7 (Ferreira 2); FOULS: 11 (Harris 4); OFFSIDE: 4; CORNER KICKS: 5; SAVES: Hartman 2; CAUTIONS: Benitez 84; EJECTIONS: None.

Referee: Baldomero Toledo
Referee's Assistants: C.J. Morgante, Craig Lowry
4th Official: Silviu Petrescu
Attendance: 21,700
Temperature: 43 and Clear

dream a **contour** dream

contour

Coca-Cola

Proud partner of the
Colorado Rapids



*No artificial flavors,
no added preservatives.*
Since 1886.
open happiness®

2006 PLAYOFFS INDIVIDUAL STATISTICS

2006 COLORADO RAPIDS POSTSEASON STATISTICS (0-2-1, 1 pt.) THROUGH GAMES OF NOVEMBER 5, 2006

#	POS	PLAYER	GP	GS	MIN	G	A	SHT	SOG	FC	FS	OFF	CK	C	E
20	FWD	Nicolas Hernandez	3	3	300	2	0	10	6	8	8	4	3	0	0
7	F/M	Jovan Kirovski	3	2	229	1	1	5	1	4	2	4	0	0	0
11	MID	Terry Cooke	1	1	90	1	0	2	1	0	0	1	6	0	0
9	M/F	Clint Mathis	3	2	236	1	0	9	4	1	4	1	5	1	0
5	MID	Kyle Beckerman	3	3	300	0	2	9	2	6	5	0	11	1	0
1	GK	Joe Cannon	3	3	300	0	0	0	0	0	0	0	0	0	0
23	FWD	Colin Clark	1	0	8	0	0	0	0	1	0	0	0	0	0
21	MID	Matt Crawford	3	3	164	0	0	1	0	2	3	0	0	0	0
4	DEF	Dan Gargan	2	1	135	0	0	0	0	3	1	0	0	1	0
18	DEF	Aitor Karanka	3	3	238	0	0	2	0	2	2	0	0	0	0
30	FWD	Thiago Martins	2	1	115	0	0	5	2	4	1	2	0	0	1
25	M/D	Pablo Mastroeni	3	3	300	0	0	3	1	9	7	0	0	1	0
10	MID	Alain Nkong	2	1	128	0	0	1	1	2	1	0	0	0	0
14	FWD	Fabrice Noel	1	0	38	0	0	0	0	4	0	0	0	1	0
15	FWD	Jacob Peterson	3	2	161	0	0	0	0	1	2	1	0	0	0
12	DEF	Mike Petke	2	2	194	0	0	0	0	2	2	0	0	0	0
33	DEF	Daniel Wasson	1	1	90	0	0	0	0	1	2	0	0	0	0
16	DEF	Chris Wingert	3	2	272	0	0	2	0	4	1	0	0	1	0
		TEAM TOTALS	3	3	300	5	3	49	18	54	48	13	25	6	1
		OPPONENT TOTALS	3	3	300	7	11	25	13	48	53	14	6	3	1

GAME-WINNING GOALS: Clint Mathis 1

GAME-WINNING ASSISTS: None

PENALTY KICK GOALS/ATTEMPTS: Jovan Kirovski 1-1

COLORADO RAPIDS INDIVIDUAL GOALKEEPING

#	POS	GOALKEEPER	GP	GS	MIN	SHTS	SV	GA	GAA	PG	PA	W	L	T	SO	OTRECORD
1	GK	Joe Cannon	3	3	300	13	6	7	2.10	0	0	1	2	0	0	1-0-0
		TEAM TOTALS	3	3	300	13	6	7	2.10	0	0	1	2	0	0	1-0-0
		OPPONENT TOTALS	3	3	300	18	13	5	1.50	1	1	2	1	0	0	0-1-0

2006 PLAYOFFS BOX SCORES

SEMIFINALS • GAME 1

FC Dallas (16-12-4, 1-0-0) vs. Colorado Rapids (11-13-8, 0-1-0)
October 21, 2006 • INVESCO Field at Mile High

Goals by Period	1	2	Tot
FC Dallas	1	1	2
Colorado	1	0	1

Scoring Summary:

DAL: Ruiz 1 (Gbandi 1) 15; **COL:** Cooke 1 (unassisted) 23;
DAL: Thompson 1 (O'Brien 1) 55

FC Dallas: Dario Sala, Chris Gbandi, Drew Moor, Bobby Rhine (Clarence Goodson 86), Greg Vanney, Kenny Cooper (David Wagenfuhr 67), Richard Mulrooney, Ronnie O'Brien, Simo Valakari, Carlos Ruiz, Abe Thompson (Marcelo Saragosa 75).

TOTAL SHOTS: 6 (6 tied with 1); SHOTS ON GOAL: 4 (4 tied with 1); FOULS: 13 (Valakari 3, Vanney 3); OFFSIDE: 3; CORNER KICKS: 2; SAVES: Sala 6; CAUTIONS: Ruiz 90; EJECTIONS: None.

Colorado Rapids: Joe Cannon, Matt Crawford (Clint Mathis 64), Dan Gargan, Aitor Karanka (Chris Wingert 28), Kyle Beckerman, Terry Cooke, Pablo Mastroeni, Daniel Wasson, Nicolas Hernandez, Thiago Martins (Ejected 88), Jacob Peterson (Jovan Kirovski 71).

TOTAL SHOTS: 17 (Martins 5); SHOTS ON GOAL: 7 (Hernandez 3); FOULS: 13 (Hernandez 4); OFFSIDE: 4; CORNER KICKS: 6; SAVES: Cannon 2; CAUTIONS: Gargan 57, Beckerman 86; EJECTIONS: Martins 88.

Referee: Michael Kennedy
Referee's Assistants: Chris Strickland, Fabio Tovar
4th Official: Alex Prus
Attendance: 9,625
Weather: 58 and Partly Cloudy

SEMIFINALS • GAME 2

Colorado Rapids (11-13-8, 1-1-0) vs. FC Dallas (16-12-4, 1-1-0)
October 28, 2006 • Pizza Hut Park

Goals by Period	1	2	OT1	OT2	Tot
Colorado	0	2	0	1	3
FC Dallas	0	1	1	0	2

COLORADO RAPIDS WIN ON PENALTY KICKS 5-4

Scoring Summary:

DAL: Ruiz 2 (O'Brien 2, Vanney 1) 48; **COL:** Hernandez 1 (Beckerman 1) 57; **COL:** Hernandez 2 (Kirovski 1, Beckerman 2) 83;
DAL: Goodson 1 (Vanney 2) 92; **COL:** Mathis 1 (unassisted) 114

Penalty Kicks Summary (after 120 min.):

DAL: Ruiz, Goal	COL: Mathis, Goal
DAL: O'Brien, Goal	COL: Hernandez, Goal
DAL: Mulrooney, Goal	COL: Kirovski, Goal
DAL: Vanney, Left Pipe	COL: Beckerman, Goal
DAL: Valakari, Goal	COL: Karanka, Saved
DAL: Sala, Saved	COL: Mastroeni, Goal

Colorado Rapids: Joe Cannon, Matt Crawford (Alain Nkong 55), Aitor Karanka, Mike Petke, Chris Wingert, Kyle Beckerman, Pablo Mastroeni, Clint Mathis, Jacob Peterson (Fabrice Noel 74, Colin Clark 112), Nicolas Hernandez, Jovan Kirovski.

TOTAL SHOTS: 27 (Mathis 7); SHOTS ON GOAL: 9 (Hernandez 3, Mathis 3); FOULS: 28 (Mastroeni 6); OFFSIDE: 8; CORNER KICKS: 12; SAVES: Cannon 3; CAUTIONS: Mastroeni 26, Wingert 53, Noel 101; EJECTIONS: None.

FC Dallas: Dario Sala, Chris Gbandi (Ejected 29), Drew Moor, Bobby Rhine (Clarence Goodson 50+), Greg Vanney, Kenny Cooper (Marcelo Saragosa 78), Richard Mulrooney, Ronnie O'Brien, Simo Valakari, Carlos Ruiz, Abe Thompson (David Wagenfuhr 50+).

TOTAL SHOTS: 13 (O'Brien 3, Ruiz 3); SHOTS ON GOAL: 5 (Cooper 2); FOULS: 17 (Cooper 4, Valakari 4); OFFSIDE: 4; CORNER KICKS: 1; SAVES: Sala 6; CAUTIONS: Saragosa 112; EJECTIONS: Gbandi 29.

Referee: Abiodun Okulaja
Referee's Assistants: Greg Barkey, George Vergara
4th Official: Ricardo Salazar
Attendance: 15,486
Weather: 68 and Clear

WESTERN CONFERENCE CHAMPIONSHIP

Colorado Rapids (11-13-8, 1-2-0) vs. Houston Dynamo (11-8-13, 2-1-0)
November 5, 2006 • Robertson Stadium

Goals by Period	1	2	Tot
Colorado	1	0	1
Houston	2	1	3

Scoring Summary:

COL: Kirovski 1 (penalty kick) 4; **HOU:** Dalglish 1 (De Rosario 2, Clark 1) 10; **HOU:** Dalglish 2 (Davis 1, Mullan 2) 21; **HOU:** Mullan 1 (Moreno 1, Davis 2) 71

Colorado Rapids: Joe Cannon, Matt Crawford (Dan Gargan 45), Aitor Karanka, Mike Petke (Jacob Peterson 74), Chris Wingert, Kyle Beckerman, Nicolas Hernandez, Pablo Mastroeni, Alain Nkong (Thiago Martins 63), Jovan Kirovski, Clint Mathis.

TOTAL SHOTS: 5 (Kirovski 2); SHOTS ON GOAL: 2 (Kirovski 1, Nkong 1); FOULS: 13 (Kirovski 3); OFFSIDE: 1; CORNER KICKS: 7; SAVES: Cannon 1; CAUTIONS: Mathis 17

Houston Dynamo: Pat Onstad, Wade Barrett, Eddie Robinson, Adrian Serioux (Ryan Cochrane 93+), Craig Waibel, Ricardo Clark, Brad Davis, Dwayne De Rosario, Brian Mullan, Brian Ching, Paul Dalglish (Alejandro Moreno 65).

TOTAL SHOTS: 6 (Dalglish 3); SHOTS ON GOAL: 4 (Dalglish 2); FOULS: 18 (Clark 4); OFFSIDE: 7; CORNER KICKS: 3; SAVES: Onstad 1; CAUTIONS: Clark 17

Referee: Brian Hall
Referee's Assistants: Rob Fereday, Chris Strickland
4th Official: Jair Marrufo
Attendance: 23,107
Weather: 70 and Cloudy

2005 PLAYOFFS INDIVIDUAL STATISTICS

2005 COLORADO RAPIDS POSTSEASON STATISTICS (1-1-1, 2 pts.) THROUGH GAMES OF NOVEMBER 5, 2005

#	POS	PLAYER	GP	GS	MIN	G	A	SHT	SOG	FC	FS	OFF	CK	C	E
11	FWD	Jeff Cunningham	3	2	230	1	0	3	1	3	10	3	0	0	0
3	DEF	Ritchie Kotschau	2	0	77	1	0	2	1	1	2	0	0	0	0
14	MID	Terry Cooke	3	3	300	0	2	3	1	4	2	0	6	0	0
22	MID	Alain Nkong	2	2	144	0	1	5	2	4	3	0	0	0	1
5	MID	Kyle Beckerman	3	3	289	0	0	3	1	3	4	0	0	1	0
19	M/D	Dedi Ben-Dayan	3	3	223	0	0	2	1	1	3	0	0	0	0
1	GK	Joe Cannon	3	3	300	0	0	0	0	0	0	0	0	1	0
28	MID	Leo Cullen	3	3	236	0	0	0	0	3	0	0	0	0	0
16	DEF	Eric Denton	3	3	300	0	0	1	0	3	1	0	7	1	0
20	FWD	Jovan Kirovski	3	3	300	0	0	7	2	9	3	0	0	1	0
25	M/D	Pablo Mastroeni	3	3	300	0	0	0	0	6	7	0	0	2	0
26	FWD	Fabrice Noel	1	0	25	0	0	0	0	0	2	0	0	0	0
10	FWD	Jean Philippe Peguero	3	2	199	0	0	5	2	4	5	1	0	0	0
6	DEF	Mike Petke	3	3	300	0	0	1	0	2	4	0	0	0	0
77	FWD	Diego Serna	1	0	11	0	0	0	0	0	0	0	0	0	0
		TEAM TOTALS	3	3	300	2	3	32	11	43	47	4	13	6	1
		OPPONENT TOTALS	3	3	300	4	5	49	20	48	43	11	16	7	0

GAME-WINNING GOALS: None

GAME-WINNING ASSISTS: None

PENALTY KICK GOALS/ATTEMPTS: None

COLORADO RAPIDS INDIVIDUAL GOALKEEPING

#	POS	GOALKEEPER	GP	GS	MIN	SHTS	SV	GA	GAA	PG	PA	W	L	T	SO	OTRECORD
1	GK	Joe Cannon	3	3	300	20	16	4	1.20	0	1	0	1	2	1	1-0-0
		TEAM TOTALS	3	3	300	20	16	4	1.20	0	1	0	1	2	1	1-0-0
		OPPONENT TOTALS	3	3	300	11	9	2	0.60	0	0	1	0	2	2	0-1-0

2005 PLAYOFFS BOX SCORES

SEMIFINALS • GAME 1

FC Dallas (13-10-9, 0-0-1) vs. Colorado Rapids (13-13-6, 0-0-1)

October 22, 2005 • INVESCO Field at Mile High

Goals by Period	1	2	Tot
FC Dallas	0	0	0
Colorado	0	0	0

Scoring Summary:

None

FC Dallas: Scott Garlick, Chris Gbandi, Clarence Goodson, Steve Jolley, Greg Vanney, Ronnie O'Brien, Bobby Rhine (Drew Moor 81), Simo Valakari, Mark Wilson (Carey Talley 66), Roberto Mina (Carlos Ruiz 65), Ramon Nunez.

TOTAL SHOTS: 6 (Nunez 3); SHOTS ON GOAL: 2 (Nunez 2); FOULS: 9 (Valakari 4); OFFSIDE: 2; CORNER KICKS: 1; SAVES: Garlick 4; CAUTIONS: Jolley 65, O'Brien 74; EJECTIONS: None.

Colorado Rapids: Joe Cannon, Leo Cullen (Jeff Cunningham 70), Eric Denton, Mike Petke, Kyle Beckerman, Dedi Ben-Dayan, Terry Cooke, Pablo Mastroeni, Alain Nkong, Jovan Kirovski, Jean Philippe Peguero.

TOTAL SHOTS: 14 (Kirovski 3, Nkong 3); SHOTS ON GOAL: 4 (4 tied with 1); FOULS: 11 (Nkong 4); OFFSIDE: 1; CORNER KICKS: 6; SAVES: Cannon 2; CAUTIONS: Beckerman 29; EJECTIONS: None.

Referee: Michael Kennedy
 Referee's Assistants: Chris Strickland, Fabio Tovar
 4th Official: Alex Prus
 Attendance: 9,625
 Weather: 58 and Partly Cloudy

SEMIFINALS • GAME 2

Colorado Rapids (13-13-6, 1-0-1) vs. FC Dallas (13-10-9, 0-1-1)

October 29, 2005 • Pizza Hut Park

Goals by Period	1	2	OT1	OT2	Tot
Colorado	1	0	1	0	2
FC Dallas	0	1	1	0	2

COLORADO RAPIDS WIN ON PENALTY KICKS 5-4

Scoring Summary:

COL: Cunningham 1 (Cooke 1, Nkong 1) 19; **DAL:** Ruiz 1 (Mina 1, Rhine 1) 67; **DAL:** Ruiz 2 (Gbandi 1, Vanney 1) 105; **COL:** Kotschau 1 (Cooke 2) 105

Penalty Kicks Summary (after 120 min.):

DAL: Ruiz, Goal	COL: Mastroeni, Goal
DAL: Nunez, Goal	COL: Kirovski, Goal
DAL: Pareja, Goal	COL: Cunningham, Goal
DAL: Vanney, Goal	COL: Cooke, Goal
DAL: Mina, Saved	COL: Peguero, Goal

Colorado Rapids: Joe Cannon, Leo Cullen (Jean Philippe Peguero 101), Eric Denton, Mike Petke, Kyle Beckerman, Dedi Ben-Dayan (Ritchie Kotschau 79), Terry Cooke, Pablo Mastroeni, Alain Nkong (Ejected 54), Jeff Cunningham, Jovan Kirovski.

TOTAL SHOTS: 8 (Kirovski 3); SHOTS ON GOAL: 4 (4 tied with 1); FOULS: 18 (Kirovski 5); OFFSIDE: 1; CORNER KICKS: 2; SAVES: Cannon 12; CAUTIONS: Mastroeni 48, Denton 68, Cannon 91+, Kirovski 92; EJECTIONS: Nkong 54.

FC Dallas: Scott Garlick, Chris Gbandi, Clarence Goodson, Steve Jolley, Bobby Rhine (Oscar Pareja 101+), Greg Vanney, Ronnie O'Brien, Simo Valakari, Mark Wilson (Roberto Mina 49+), Ramon Nunez, Carlos Ruiz.

TOTAL SHOTS: 37 (Ruiz 11); SHOTS ON GOAL: 14 (Nunez 4); FOULS: 18 (Ruiz 5); OFFSIDE: 6; CORNER KICKS: 10; SAVES: Garlick 2; CAUTIONS: Rhine 57, Valakari 63, Gbandi 92+; EJECTIONS: None.

Referee: Terry Vaughn
 Referee's Assistants: George Gansner, Steven Taylor
 4th Official: Baldomero Toledo
 Attendance: 10,104
 Weather: 67 and Clear

WESTERN CONFERENCE CHAMPIONSHIP

Los Angeles Galaxy (13-13-6, 2-0-1) vs. Colorado Rapids (13-13-6, 1-1-1)

November 5, 2005 • INVESCO Field at Mile High

Goals by Period	1	2	Tot
Colorado	0	0	0
Los Angeles	1	1	2

Scoring Summary:

LA: Donovan 3 (Jones 2) 28; Donovan 4 (unassisted) 88

Los Angeles Galaxy: Kevin Hartman, Chris Albright, Todd Dunivant, Ugo Ihemelu, Tyrone Marshall, Ned Grabavoy (Marcelo Saragosa 70), Cobi Jones (Ednaldo da Conceicao 94+), Paulo Nagamura, Peter Vagenas, Landon Donovan, Herculez Gomez (Alan Gordon 81).

TOTAL SHOTS: 6 (Donovan 3); SHOTS ON GOAL: 4 (Donovan 3); FOULS: 21 (Ihemelu 5); OFFSIDE: 3; CORNER KICKS: 5; SAVES: Hartman 3; CAUTIONS: Ihemelu 25, Marshall 71; EJECTIONS: None.

Colorado Rapids: Joe Cannon, Leo Cullen (Fabrice Noel 65), Eric Denton, Mike Petke, Kyle Beckerman (Diego Serna 79), Dedi Ben-Dayan (Ritchie Kotschau 54), Terry Cooke, Jovan Kirovski, Pablo Mastroeni, Jeff Cunningham, Jean Philippe Peguero.

TOTAL SHOTS: 10 (3 tied with 2); SHOTS ON GOAL: 3 (Peguero 2); FOULS: 14 (Kirovski 3); OFFSIDE: 2; CORNER KICKS: 5; SAVES: Cannon 2; CAUTIONS: Mastroeni 22; EJECTIONS: None.

Referee: Brian Hall
 Referee's Assistants: Thomas Supple, Nate Clement
 4th Official: Abiodun Okulaja
 Attendance: 12,789
 Weather: 39 and Clear

2004 PLAYOFFS INDIVIDUAL STATISTICS

2004 COLORADO RAPIDS POSTSEASON STATISTICS (1-1-0, 3 pts.) THROUGH GAMES OF OCTOBER 30, 2004

#	POS	PLAYER	GP	GS	MIN	G	A	PTS	SHT	SOG	BLK	FC	FS	OFF	CK	C	E
10	FWD	Jean Philippe Peguero	2	2	168	1	0	2	4	3	0	5	4	0	0	0	0
9	DEF	Nat Borchers	2	2	180	0	1	1	2	0	0	1	0	0	0	0	0
5	MID	Kyle Beckerman	2	2	145	0	0	0	3	2	0	4	2	0	0	1	0
1	GK	Joe Cannon	2	2	180	0	0	0	0	0	0	0	0	0	0	0	0
20	MID	Mark Chung	2	2	180	0	0	0	2	2	0	1	4	0	0	0	0
28	MID	Jordan Cila	2	2	163	0	0	0	1	0	0	2	2	1	0	0	0
21	D/M	Matt Crawford	2	2	180	0	0	0	1	0	0	4	8	0	9	0	0
26	FWD	Alberto Delgado	1	0	12	0	0	0	1	0	0	1	2	0	0	0	0
19	MID	Chris Henderson	2	2	179	0	0	0	1	0	0	6	1	1	0	0	0
3	DEF	Ritchie Kotschau	2	2	180	0	0	0	0	0	0	6	4	0	0	2	0
4	DEF	Ricky Lewis	2	2	167	0	0	0	1	0	0	3	1	0	0	0	0
14	FWD	Rey Angel Martinez	1	0	15	0	0	0	0	0	0	0	1	0	0	0	0
25	D/M	Pablo Mastroeni	2	2	180	0	0	0	1	0	0	3	4	0	0	1	0
2	DEF	Gary Sullivan	2	0	14	0	0	0	0	0	0	0	0	0	0	0	0
8	M/D	Seth Trembly	2	0	37	0	0	0	0	0	0	4	1	0	1	0	0
		TEAM TOTALS	2	2	180	1	1	3	17	7	0	40	34	2	10	4	0
		OPPONENT TOTALS	2	2	180	2	2	6	24	10	0	35	40	5	5	4	0

GAME-WINNING GOALS: Jean Philippe Peguero 1

GAME-WINNING ASSISTS: Nat Borchers 1

PENALTY KICK GOALS/ATTEMPTS: None

COLORADO RAPIDS INDIVIDUAL GOALKEEPING

#	POS	GOALKEEPER	GP	GS	MIN	SHTS	SV	C/P	GA	GAA	PG	PA	W	L	T	SO	OT	RECORD
23	GK	Joe Cannon	2	2	180	10	8	8	2	1.00	0	0	1	1	0	1		0-0-0
		TEAM TOTALS	2	2	180	10	8	8	2	1.00	0	0	1	1	0	1		0-0-0
		OPPONENT TOTALS	2	2	180	7	6	4	1	0.50	0	0	1	1	0	1		0-0-0

2004 PLAYOFFS BOX SCORES

QUARTERFINALS • GAME 1

Los Angeles Galaxy (11-9-10, 0-1-0) vs Colorado Rapids (10-9-11, 1-0-0)
 October 22, 2004 • Invesco Field at Mile High

Goals by Period	1	2	Tot
Los Angeles	0	0	0
Colorado	1	0	1

Scoring Summary:

COL: Peguero 1 (Borchers 1) 30

Los Angeles Galaxy: Kevin Hartman, Chris Albright, Danny Califf, Tyrone Marshall, Joseph Ngwenya (Cobi Jones 57), Marcelo Saragosa, Peter Vagenas, Sasha Victorine, Jovan Kirovski (Alan Gordon 87), Alejandro Moreno (Paul Broome 61), Carlos Ruiz.

TOTAL SHOTS: 13 (Kirovski 5); SHOTS ON GOAL/ TIROS A PUERTA: 5 (Kirovski 2); FOULS: 17 (Moreno 3, Saragosa 3); OFFSIDE: 1; CORNER KICKS: 3; SAVES: Hartman 3; CAUTIONS: Broome 66; EJECTIONS: None.

Colorado Rapids: Joe Cannon, Nat Borchers, Matt Crawford, Ritchie Kotschau, Ricky Lewis, Kyle Beckerman, Mark Chung, Chris Henderson (Gary Sullivan 91+), Pablo Mastroeni, Jordan Cila (Seth Trembly 88), Jean Philippe Peguero (Alberto Delgado 78).

TOTAL SHOTS: 10 (Peguero 4); SHOTS ON GOAL: 4 (Peguero 3); FOULS: 21 (3 tied with 3); OFFSIDE: 0; CORNER KICKS: 4; SAVES: Cannon 5; CAUTIONS: Kotschau 40, Mastroeni 76; EJECTIONS: None.

Referee: Terry Vaughn
 Referee's Assistants: George Gansner, Steven Taylor
 4th Official: Ricardo Valenzuela
 Attendance: 8,028
 Weather: 53 and Partly Cloudy

QUARTERFINALS • GAME 2

Colorado Rapids (10-9-11, 1-1-0) vs Los Angeles Galaxy (11-9-10, 1-1-0)
 October 30, 2004 • The Home Depot Center

Goals by Period	1	2	Tot
Colorado	0	0	0
Los Angeles	2	0	2

Scoring Summary:

LA: Ruiz 1 (Albright 1, Kirovski 1) 30; Marshall 1 (free kick) 48+

Colorado Rapids: Joe Cannon, Nat Borchers, Matt Crawford, Ritchie Kotschau, Ricky Lewis (Gary Sullivan 77), Kyle Beckerman (Seth Trembly 55), Mark Chung, Chris Henderson, Pablo Mastroeni, Jordan Cila (Rey Angel Martinez 75), Jean Philippe Peguero.

TOTAL SHOTS: 7 (Chung 2); SHOTS ON GOAL: 3 (Chung 2); FOULS: 19 (Henderson 4, Kotschau 4); OFFSIDE: 2; CORNER KICKS: 6; SAVES: Cannon 3; CAUTIONS: Beckerman 42, Kotschau 52; EJECTIONS: None.

Los Angeles Galaxy: Kevin Hartman, Chris Albright, Paul Broome, Danny Califf, Tyrone Marshall, Cobi Jones (Arturo Torres 51), Marcelo Saragosa, Peter Vagenas, Sasha Victorine (Ryan Suarez 81), Jovan Kirovski, Carlos Ruiz.

TOTAL SHOTS: 11 (Ruiz 4); SHOTS ON GOAL: 5 (Ruiz 2); FOULS: 18 (Ruiz 7); OFFSIDE: 4; CORNER KICKS: 2; SAVES: Hartman 3; CAUTIONS: Ruiz 42, Califf 74, Hartman 76; EJECTIONS: None.

Referee: Michael Kennedy
 Referee's Assistants: Nate Clement, Steven Davidson
 4th Official: Kevin Stott
 Attendance: 20,026
 Weather: 67 and Clear

2003 PLAYOFFS INDIVIDUAL STATISTICS

2003 COLORADO RAPIDS POSTSEASON STATISTICS (0-1-1, 1 pt.) THROUGH GAMES OF NOVEMBER 8, 2003

#	POS	PLAYER	GP	GS	MIN	G	A	PTS	SHT	SOG	BLK	FC	FS	OFF	CK	C	E
26	DEF	Nat Borchers	2	2	180	1	0	2	1	1	0	2	1	0	0	0	0
5	MID	Kyle Beckerman	2	2	180	0	1	1	4	1	1	3	1	0	2	1	0
3	DEF	Ritchie Kotschau	2	2	180	0	1	1	1	0	0	2	1	0	0	0	0
23	GK	Joe Cannon	2	2	180	0	0	0	0	0	0	0	0	0	0	0	0
15	FWD	Chris Carrieri	2	1	92	0	0	0	2	1	0	2	3	1	0	1	0
20	MID	Mark Chung	2	2	180	0	0	0	7	4	0	4	9	1	3	0	0
21	DEF	Matt Crawford	1	0	45	0	0	0	1	0	0	0	1	0	0	0	0
4	DEF	Robin Fraser	2	2	180	0	0	0	0	0	0	2	1	0	0	1	0
12	D/M	Wes Hart	2	2	109	0	0	0	0	0	0	1	2	0	0	0	0
19	MID	Chris Henderson	2	2	180	0	0	0	1	1	0	5	2	2	4	0	0
25	M/D	Pablo Mastroeni	2	2	180	0	0	0	0	0	0	5	2	0	0	0	0
30	FWD	Zizi Roberts	2	1	114	0	0	0	1	0	0	2	1	0	0	1	0
7	FWD	John Spencer	2	2	180	0	0	0	3	0	0	2	1	0	0	0	0
		TEAM TOTALS	2	2	180	1	2	4	21	8	1	30	26	4	9	4	0
		OPPONENT TOTALS	2	2	180	3	2	8	16	10	0	27	29	5	7	5	0

GAME-WINNING GOALS: None

GAME-WINNING ASSISTS: None

PENALTY KICK GOALS/ATTEMPTS: None

COLORADO RAPIDS INDIVIDUAL GOALKEEPING

#	POS	GOALKEEPER	GP	GS	MIN	SHTS	SV	C/P	GA	GAA	PG	PA	W	L	T	SO	OT	RECORD
23	GK	Joe Cannon	2	2	180	10	6	1	3	1.50	0	0	0	1	1	0		0-0-0
		TEAM TOTALS	2	2	180	10	6	1	3	1.50	0	0	0	1	1	0		0-0-0
		OPPONENT TOTALS	2	2	180	8	7	8	1	0.50	0	0	1	0	1	1		0-0-0

2003 PLAYOFFS BOX SCORES

QUARTERFINALS • GAME 1

Kansas City Wizards (11-10-9, 0-0-1) vs. Colorado Rapids (11-12-7, 0-0-1)
November 4, 2003 • Invesco Field at Mile High

Goals by Period	1	2	Tot
Kansas City	1	0	1
Colorado	0	1	1

Scoring Summary:

KC: Harris 1 (Zavagnin 1) 3; **COL:** Borchers 1 (Beckerman 1, Kotschau 1) 53

Kansas City Wizards: Tony Meola, Jimmy Conrad, Nick Garcia, Diego Gutierrez, Chris Klein, Eric Quill, Carey Talley, Kerry Zavagnin, Alex Zotinca (Stephen Armstrong 71), Wolde Harris (Davy Arnaud 86), Preki.

TOTAL SHOTS: 6 (Harris 2, Preki 2); SHOTS ON GOAL: 4 (Preki 2); FOULS: 13 (Zavagnin 4); OFFSIDE: 4; CORNER KICKS: 3; SAVES: Meola 3; CAUTIONS: Klein 16, Arnaud 90; EJECTIONS: None.

Colorado Rapids: Joe Cannon, Kyle Beckerman, Nat Borchers, Robin Fraser, Wes Hart (Matt Crawford 45), Ritchie Kotschau, Mark Chung, Chris Henderson, Pablo Mastroeni, Chris Carrieri (Zizi Roberts 66), John Spencer.

TOTAL SHOTS: 12 (Beckerman 3); SHOTS ON GOAL: 4 (4 tied with 1); FOULS: 20 (Mastroeni 4); OFFSIDE: 1; CORNER KICKS: 4; SAVES: Cannon 3; CAUTIONS: Carrieri 12, Fraser 48; EJECTIONS: None.

Referee: Brian Hall
Referee's Assistants: Roger Itaya, Steven Davidson
4th Official: Michael Kennedy
Attendance: 6,434
Weather: 33 and Partly Cloudy

QUARTERFINALS • GAME 2

Colorado Rapids (11-12-7, 0-1-1) vs. Kansas City Wizards (11-10-9, 1-0-1)
November 8, 2003 • Arrowhead Stadium

Goals by Period	1	2	Tot
Colorado	0	0	0
Kansas City	1	1	2

Scoring Summary:

KC: Simutenkov 1 (unassisted) 47+; Klein 1 (Simutenkov 1) 63

Colorado Rapids: Joe Cannon, Nat Borchers, Robin Fraser, Wes Hart (Chris Carrieri 64), Ritchie Kotschau, Kyle Beckerman, Mark Chung, Chris Henderson, Pablo Mastroeni, Zizi Roberts, John Spencer.

TOTAL SHOTS: 9 (Chung 5); SHOTS ON GOAL: 4 (Chung 3); FOULS: 10 (3 tied with 2); OFFSIDE: 3; CORNER KICKS: 5; SAVES: Cannon 3; CAUTIONS: Roberts 58, Beckerman 89; EJECTIONS: None.

Kansas City Wizards: Tony Meola, Jimmy Conrad, Nick Garcia, Diego Gutierrez, Chris Klein, Eric Quill (Stephen Armstrong 46+), Igor Simutenkov (Alex Zotinca 71), Carey Talley, Kerry Zavagnin, Wolde Harris (Davy Arnaud 85), Preki.

TOTAL SHOTS: 10 (Simutenkov 3); SHOTS ON GOAL/TIROS A PUERTA: 6 (Simutenkov 2); FOULS: 14 (Gutierrez 3, Talley 3); OFFSIDE: 1; CORNER KICKS: 4; SAVES: Meola 4; CAUTIONS: Meola 47+, Zavagnin 70, Armstrong 77; EJECTIONS: None.

Referee: Ricardo Valenzuela
Referee's Assistants: Greg Barkey, Thomas Supple
4th Official: Terry Vaughn
Attendance: 10,712
Weather: 36 and Cloudy

2002 PLAYOFFS INDIVIDUAL STATISTICS

2002 COLORADO RAPIDS POSTSEASON STATISTICS (1-3-1, 4 pts.) THROUGH GAMES OF OCTOBER 9, 2002

#	POS	PLAYER	GP	GS	MIN	G	A	PTS	SHT	SOG	BLK	FC	FS	OFF	CK	C	E
15	FWD	Chris Carrieri	5	5	443	1	2	4	11	6	1	4	10	4	0	1	0
7	M/F	John Spencer	5	5	446	2	0	4	20	9	0	13	8	2	0	1	0
20	MID	Mark Chung	5	5	461	1	1	3	13	4	0	10	17	0	17	0	0
19	MID	Chris Henderson	5	5	453	0	2	2	9	2	0	15	8	2	1	1	0
10	MID	Carlos Valderrama	5	5	461	1	0	2	6	3	0	4	11	0	0	1	0
4	DEF	Robin Fraser	5	5	461	0	1	1	2	1	0	17	2	0	0	3	0
8	M/D	Seth Trembly	3	0	25	0	1	1	0	0	0	1	0	1	0	0	0
12	MID	Wes Hart	5	4	349	0	0	0	0	0	0	7	6	0	0	0	0
18	DEF	Steven Herdsman	5	5	451	0	0	0	1	0	0	9	4	0	0	0	0
11	MID	Zach Kingsley	4	1	130	0	0	0	2	1	0	3	5	0	0	0	0
3	DEF	Ritchie Kotschau	4	3	300	0	0	0	4	1	0	3	3	0	0	1	0
1	GK	David Kramer	5	5	461	0	0	0	0	0	0	0	0	0	0	0	0
25	M/D	Pablo Mastroeni	5	5	442	0	0	0	0	0	1	21	8	0	0	2	0
14	M/F	Musa Shannon	1	0	17	0	0	0	1	0	0	1	0	0	0	0	0
16	DEF	Jeff Stewart	1	0	10	0	0	0	0	0	0	0	0	0	0	0	0
2	DEF	Rick Titus	2	2	161	0	0	0	0	0	0	3	2	0	0	0	0
		TEAM TOTALS	5	5	461	5	7	17	69	27	2	110	87	9	18	10	0
		OPPONENT TOTALS	5	5	461	10	14	34	70	33	1	87	110	11	25	11	0

GAME-WINNING GOALS: Chris Carrieri 1

GAME-WINNING ASSISTS: Robin Fraser 1

PENALTY KICK GOALS/ATTEMPTS: John Spencer 1-2

COLORADO RAPIDS INDIVIDUAL GOALKEEPING

#	POS	GOALKEEPER	GP	GS	MIN	SHTS	SV	C/P	GA	GAA	PG	PA	W	L	T	SO	OT	RECORD
1	GK	David Kramer	5	5	461	33	21	24	10	1.95	0	0	1	3	1	1		0-0-1
		TEAM TOTALS	5	5	461	33	21	24	10	1.95	0	0	1	3	1	1		0-0-1
		OPPONENT TOTALS	5	5	461	27	21	27	5	0.98	1	2	3	1	1	2		0-0-1

2002 PLAYOFFS BOX SCORES

QUARTERFINALS • GAME 1

Colorado Rapids (13-11-4, 0-1-0) vs. Dallas Burn (12-9-7, 1-0-0)
September 25, 2002 • Cotton Bowl

Goals by Period	1	2	Tot
Colorado	1	1	2
Dallas	1	3	4

Scoring Summary:

COL: Valderrama 1 (Carrieri 1, Henderson 1) 2; **DAL:** Morrow 1 (Martinez 1) 26; Kreis 1 (O'Brien 1, Suarez 1) 49; Deering 1 (Johnson 1, Pareja 1) 68; Martinez 1 (Pareja 2) 70 **COL:** Spencer 1 (penalty kick) 75

Colorado Rapids: David Kramer, Robin Fraser, Steven Herdsman, Zach Kingsley (Seth Trembly 74), Rick Titus (Ritchie Kotschau 71), Mark Chung, Chris Henderson, Pablo Mastroeni (Wes Hart 71), Carlos Valderrama, Chris Carrieri, John Spencer.

TOTAL SHOTS: 11 (Spencer 4); SHOTS ON GOAL: 8 (Spencer 3); FOULS: 26 (Mastroeni 7); OFFSIDE: 2; CORNER KICKS: 3; SAVES: Kramer 3; CAUTIONS: Mastroeni 18, Henderson 67, Fraser 86; EJECTIONS: None.

Dallas Burn: Matt Jordan, Tenywa Bonseu, Paul Broome, Steve Morrow, Ryan Suarez, Chad Deering, Antonio Martinez, Ronnie O'Brien, Oscar Pareja, Jason Kreis (Jorge Rodriguez 83), Bobby Rhine (Edward Johnson 67).

TOTAL SHOTS: 19 (Martinez 4); SHOTS ON GOAL: 7 (Martinez 2); FOULS: 19 (Pareja 4); OFFSIDE: 5; CORNER KICKS: 7; SAVES: Jordan 6; CAUTIONS: Suarez 36, Kreis 54, Broome 54; EJECTIONS: None.

Referee: Alex Prus
Referee's Assistants: Robert Fereday, Steven Davidson
4th Official: Michael Kennedy
Attendance: 6,360
Weather: 82 and Clear

QUARTERFINALS • GAME 2

Dallas Burn (12-9-7, 1-1-0) vs. Colorado Rapids (13-11-4, 1-1-0)
September 28, 2002 • Invesco Field at Mile High

Goals by Period	1	2	Tot
Dallas	0	0	0
Colorado	0	1	1

Scoring Summary:

COL: Carrieri 1 (Fraser 1) 78

Dallas Burn: Matt Jordan, Tenywa Bonseu, Paul Broome, Steve Morrow (Joselito Vaca 80, Percy Olivares 88), Ryan Suarez, Chad Deering, Antonio Martinez, Ronnie O'Brien, Oscar Pareja, Jason Kreis, Bobby Rhine (Edward Johnson 62).

TOTAL SHOTS: 9 (3 tied with 2); SHOTS ON GOAL/TIROS A PUERTA: 7 (3 tied with 2); FOULS: 25 (Deering 5); OFFSIDE: 2; CORNER KICKS: 4; SAVES: Jordan 5; CAUTIONS: Broome 39, Bonseu 41; EJECTIONS: None.

Colorado Rapids: David Kramer, Robin Fraser, Wes Hart, Steven Herdsman, Ritchie Kotschau, Mark Chung, Chris Henderson, Pablo Mastroeni, Carlos Valderrama, Chris Carrieri, John Spencer.

TOTAL SHOTS: 17 (Chung 4, Spencer 4); SHOTS ON GOAL: 6 (Carrieri 2); FOULS: 15 (Mastroeni 3); OFFSIDE: 0; CORNER KICKS: 3; SAVES: Kramer 6; CAUTIONS: Valderrama 19, Fraser 32; EJECTIONS: None.

Referee: Rich Grady
Referee's Assistants: Greg Barkey, Richard Eddy
4th Official: Gerry Corrie
Attendance: 9,637
Weather: 65 and Cloudy

QUARTERFINALS • GAME 3

Colorado Rapids (13-11-4, 1-1-1) vs. Dallas Burn (12-9-7, 1-1-1)
October 2, 2002 • Cotton Bowl

Goals by Period	1	2	OT	Tot	SOT
Colorado	1	0	0	1	1
Dallas	1	0	0	1	0

Scoring Summary:

DAL: Rhine 1 (Deering 1) 6; **COL:** Spencer 2 (Carrieri 2, Chung 1) 22; Chung 1 (Henderson 2, Trembly 1) 101

Colorado Rapids: David Kramer, Robin Fraser, Wes Hart, Steven Herdsman, Ritchie Kotschau, Mark Chung, Chris Henderson, Pablo Mastroeni, Carlos Valderrama, Chris Carrieri (Seth Trembly 101), John Spencer (Zach Kingsley 86).

TOTAL SHOTS: 15 (Carrieri 4, Spencer 4); SHOTS ON GOAL: 4 (4 tied with 1); FOULS: 20 (Henderson 5); OFFSIDE: 1; CORNER KICKS: 3; SAVES: Kramer 3; CAUTIONS: Carrieri 39, Spencer 57; EJECTIONS: None.

Dallas Burn: Matt Jordan, Tenywa Bonseu, Paul Broome, Steve Morrow, Ryan Suarez, Chad Deering, Antonio Martinez (Joselito Vaca 68), Ronnie O'Brien, Oscar Pareja (Jorge Rodriguez 52), Jason Kreis, Bobby Rhine (Edward Johnson 91).

TOTAL SHOTS: 9 (Kreis 3); SHOTS ON GOAL: 4 (Kreis 2); FOULS: 12 (Deering 3); OFFSIDE: 1; CORNER KICKS: 4; SAVES: Jordan 2; CAUTIONS: Kreis 7, Deering 51, Bonseu 65; EJECTIONS: None.

Referee: Terry Vaughn
Referee's Assistants: Jose Andrade, Kermit Quisenberry
4th Official: Gus St. Silva
Attendance: 8,008
Weather: 86 and Humid

2002 PLAYOFFS BOX SCORES

SEMIFINALS • GAME 1

Colorado Rapids (13-11-4, 1-2-1) vs. Los Angeles Galaxy (16-9-3, 3-1-0)

October 5, 2002 • Rose Bowl, Pasadena

Goals by Period	1	2	Tot
Colorado	0	0	0
Los Angeles	2	2	4

Scoring Summary:

LA: Califf 1 (Jones 2) 21; Ruiz 5 (Moreno 1) 24; Hendrickson 1 (Cienfuegos 1) 71; Ruiz 6 (Elliott 2, Jones 3) 84

Colorado Rapids: David Kramer, Robin Fraser, Wes Hart (Zach Kingsley 66), Steven Hardsman (Jeff Stewart 80), Ritchie Kotschau, Mark Chung, Chris Henderson (Seth Trembly 82), Pablo Mastroeni, Carlos Valderrama, Chris Carrieri, John Spencer.

TOTAL SHOTS: 12 (Spencer 4); SHOTS ON GOAL: 8 (Spencer 4); FOULS: 27 (Fraser 5); OFFSIDE: 4; CORNER KICKS: 3; SAVES: Kramer 6; CAUTIONS: Fraser 4, Kotschau 55; EJECTIONS: None.

Los Angeles Galaxy: Kevin Hartman, Danny Califf, Alexi Lalas, Tyrone Marshall, Mauricio Cienfuegos (Adam Frye 82), Simon Elliott, Ezra Hendrickson, Cobi Jones, Sasha Victorine, Alejandro Moreno (Chris Albright 72), Carlos Ruiz (McKinley Tennyson 86).

TOTAL SHOTS: 22 (Cienfuegos 4, Ruiz 4); SHOTS ON GOAL: 10 (Cienfuegos 3); FOULS: 15 (Marshall 4); OFFSIDE: 0; CORNER KICKS: 3; SAVES: Hartman 7; CAUTIONS: Lalas 8; EJECTIONS: None.

Referee: Kevin Terry
 Referee's Assistants: Chris Strickland, David Bragg
 4th Official: Alex Prus
 Attendance: 24,742
 Weather: 71 and Clear

SEMIFINALS • GAME 2

Los Angeles Galaxy (16-9-3, 4-1-0) vs. Colorado Rapids (13-11-4, 1-3-1)

October 9, 2002 • Invesco Field at Mile High

Goals by Period	1	2	Tot
Los Angeles	0	1	1
Colorado	0	0	0

Scoring Summary:

LA: Ruiz 7 (Jones 4, Vagenas 1) 64

Los Angeles Galaxy: Kevin Hartman, Danny Califf, Ezra Hendrickson, Tyrone Marshall, Craig Waibel, Mauricio Cienfuegos (Peter Vagenas 63), Simon Elliott, Cobi Jones, Sasha Victorine, Alejandro Moreno (Brian Mullan 66), Carlos Ruiz.

TOTAL SHOTS: 11 (5 tied with 2); SHOTS ON GOAL: 5 (Mullan 2, Ruiz 2); FOULS: 16 (3 tied with 3); OFFSIDE: 3; CORNER KICKS: 7; SAVES: Hartman 1; CAUTIONS: Waibel 83, Jones 90; EJECTIONS: None.

Colorado Rapids: David Kramer, Robin Fraser, Steven Hardsman, Rick Titus, Mark Chung, Wes Hart (Zach Kingsley 73), Chris Henderson, Pablo Mastroeni, Carlos Valderrama, Chris Carrieri (Musa Shannon 73), John Spencer.

TOTAL SHOTS: 14 (Spencer 4); SHOTS ON GOAL/ TIROS A PUERTA: 1 (Carrieri 1); FOULS: 22 (Fraser 5); OFFSIDE: 2; CORNER KICKS: 6; SAVES: Kramer 3; CAUTIONS: Mastroeni 86; EJECTIONS/ ROJAS: None.

Referee: Alex Prus
 Referee's Assistants: George Gansner, Steven Davidson
 4th Official: Ricardo Valenzuela
 Attendance: 12,367
 Weather: Clear

When you're passionate, it shows.
In the extraordinary care you take,
your singular focus and dedication...



We unite around our
passions - so you
can pursue yours.

HealthONE hospitals and dedicated professionals
deliver the highest level of specialized cardiovascular
care in the Rocky Mountain region.

Take a FREE online
heart health assessment at
HealthONEHeartCare.com.

To find a physician call
1-877-HealthONE® (432-5846)



Official Healthcare Partner
of the Colorado Rapids



The Medical Center of Aurora
North Suburban Medical Center
Presbyterian/St. Luke's Medical Center &
Rocky Mountain Hospital for Children
Rose Medical Center
Sky Ridge Medical Center
Spalding Rehabilitation Hospital
Swedish Medical Center

LEADING HOSPITALS. TRUSTED CARE.

© Copyright HealthONE, 02/2012

2000 PLAYOFFS INDIVIDUAL STATISTICS

2000 COLORADO RAPIDS POSTSEASON STATISTICS (0-2-1, 1 pt.) THROUGH GAMES OF SEPTEMBER 24, 2000

#	POS	PLAYER	GP	GS	MIN	G	A	PTS	SHT	SOG	BLK	FC	FS	OFF	CK	C	E
9	MID	Paul Bravo	3	3	280	2	0	4	7	3	0	7	4	0	0	1	0
4	DEF	Scott Vermillion	3	3	280	0	1	1	3	1	0	5	7	0	0	1	0
15	FWD	Junior Agogo	3	2	203	0	0	0	6	1	0	6	2	5	0	0	1
17	DEF	Marcelo Balboa	3	3	280	0	0	0	5	3	0	0	2		0	0	0
5	MID	Jason Bent	3	3	280	0	0	0	3	1	0	6	8	0	0	1	0
11	FWD	Jorge Dely Valdes	3	2	230	0	0	0	6	3	0	7	4	1	1	0	0
12	MID	Wes Hart	3	1	83	0	0	0	2	0	0	5	1	3	0	1	0
3	DEF	Lance Key	1	0	40	0	0	0	0	0	0	1	2	0	0	1	0
1	GK	David Kramer	3	3	280	0	0	0	0	0	0	0	0	0	0	0	0
10	MID	Anders Limpar	3	2	189	0	0	0	0	0	0	7	7	0	9	1	0
14	DEF	Chris Martinez	3	3	240	0	0	0	0	0	0	0	2	50	0	0	0
16	MID	Jason Moore	2	1	130	0	0	0	0	0	0	0	5	0	2	0	0
33	FWD	Matt Okoh	2	1	50	0	0	0	4	1	0	3	1	0	0	0	0
6	MID	Ross Paule	3	3	225	0	0	0	2	0	0	1	2	0	1	0	0
7	DEF	David Vaudreuil	3	3	275	0	0	0	0	0	0	5	3	1	1	1	0
		TEAM TOTALS	3	3	280	2	1	5	38	13	0	55	55	11	14	7	1
		OPPONENT TOTALS	3	3	280	4	4	12	50	19	0	55	55	5	11	6	1

GAME-WINNING GOALS: None

GAME-WINNING ASSISTS: None

PENALTY KICK GOALS/ATTEMPTS: Paul Bravo 1-1

COLORADO RAPIDS INDIVIDUAL GOALKEEPING

#	POS	GOALKEEPER	GP	GS	MIN	SHTS	SV	C/P	GA	GAA	PG	PA	W	L	T	SO	OT	RECORD
1	GK	David Kramer	3	3	280	19	15	3	4	1.29	0	0	0	2	1	1		0-0-1
		TEAM TOTALS	3	3	280	19	15	3	4	1.29	0	0	0	2	1	1		0-0-1
		OPPONENT TOTALS	3	3	280	13	11	9	2	0.64	1	1	2	0	1	2		0-0-1

2000 PLAYOFFS BOX SCORES

QUARTERFINALS • GAME 1

Colorado Rapids (13-15-4, 0-1-0) vs. Kansas City Wizards (16-7-9, 1-0-0)
September 16, 2000 • Arrowhead Stadium

Goals by Period	1	2	Tot
Colorado	0	0	0
Kansas City	1	0	1

Scoring Summary:
KC: Molnar 1 (Preki 1) 18

Colorado Rapids: David Kramer, Marcelo Balboa, Chris Martinez, David Vaudreuil, Jason Bent, Wes Hart (Junior Agogo 62), Jason Moore (Anders Limpar 75), Ross Paule, Scott Vermillion, Paul Bravo, Matt Okoh (Jorge Dely Valdes 46).

TOTAL SHOTS: 19 (Bent 3, Okoh 3); SHOTS ON GOAL: 6 (6 tied with 1); FOULS: 19 (Vaudreuil 5); OFFSIDE: 5; CORNER KICKS: 4; SAVES: Kramer 7; CAUTIONS: Hart 13, Vaudreuil 15, Bent 18; EJECTIONS: None.

Kansas City Wizards: Tony Meola, Nick Garcia, Brandon Prideaux, Peter Vermes, Chris Henderson, Chris Klein (Chris Brown 46), Matt McKeon (Francisco Gomez 67), Kerry Zavagnin, Mo Johnston, Miklos Molnar, Preki (Brian Johnson 77).

TOTAL SHOTS: 12 (Henderson 4); SHOTS ON GOAL: 8 (Henderson 2, Molnar 2); FOULS: 24 (Johnston 6); OFFSIDE: 3; CORNER KICKS: 2; SAVES: Meola 6; CAUTIONS: Garcia 24, Johnston 27, Henderson 84; EJECTIONS: Johnston 92.

Referee: Rich Grady
 Referee's Assistants: Craig Lowry, Richard Eddy
 4th Official: Noel Kenny
 Attendance: 8,682

QUARTERFINALS • GAME 2

Kansas City Wizards (16-7-9, 1-0-1) vs. Colorado Rapids (13-15-4, 0-1-1)
September 20, 2000 • Mile High Stadium

Goals by Period	1	2	OT1	OT2	Tot
Kansas City	0	0	0	0	0
Colorado	0	0	0	0	0

Scoring Summary:
 None

Kansas City Wizards: Tony Meola, Nick Garcia, Brandon Prideaux, Peter Vermes, Chris Henderson, Chris Klein (Brian Johnson 91), Matt McKeon (Francisco Gomez 62), Preki, Kerry Zavagnin, Chris Brown, Miklos Molnar.

TOTAL SHOTS: 18 (Molnar 5); SHOTS ON GOAL: 3 (3 tied with 1); FOULS: 17 (Henderson 4); OFFSIDE: 1; CORNER KICKS: 5; SAVES: Meola 3; CAUTIONS: Vermes 27; EJECTIONS: None.

Colorado Rapids: David Kramer, Marcelo Balboa, Chris Martinez, Scott Vermillion, Jason Bent, Paul Bravo, Anders Limpar (Wes Hart 84), Ross Paule (Jason Moore 46), David Vaudreuil, Junior Agogo, Jorge Dely Valdes (Matt Okoh 96).

TOTAL SHOTS: 12 (Agogo 3, Bravo 3); SHOTS ON GOAL: 3 (3 tied with 1); FOULS: 20 (Dely Valdes 5, Limpar 5); OFFSIDE: 4; CORNER KICKS: 7; SAVES: Kramer 3; CAUTIONS: Vermillion 31, Bravo 59, Limpar 68; EJECTIONS: None.

Referee: Noel Kenny
 Referee's Assistants: Tom Bobadilla, Jon Wilson
 4th Official: Michael Kennedy
 Attendance: 8,789

QUARTERFINALS • GAME 3

Colorado Rapids (13-15-4, 0-2-1) vs. Kansas City Wizards (16-7-9, 2-0-1)
September 24, 2000 • Arrowhead Stadium

Goals by Period	1	2	Tot
Colorado	0	2	2
Kansas City	1	2	3

Scoring Summary:
KC: Henderson 1 (unassisted) 11; Molnar 2 (Klein 1, Gomez 1) 65; Gomez 1 (Zavagnin 1) 69; **COL:** Bravo 1 (Vermillion 1) 70; Bravo 2 (penalty kick) 94

Colorado Rapids: David Kramer, Marcelo Balboa, Chris Martinez (Lance Key 50), David Vaudreuil (Wes Hart 85), Scott Vermillion, Jason Bent, Paul Bravo, Anders Limpar, Ross Paule, Junior Agogo, Jorge Dely Valdes.

TOTAL SHOTS: 7 (Bravo 2, Dely Valdes 2); SHOTS ON GOAL: 4 (Bravo 2); FOULS: 16 (Agogo 4); OFFSIDE: 2; CORNER KICKS: 3; SAVES: Kramer 5; CAUTIONS: Key 61; EJECTIONS: Agogo 75.

Kansas City Wizards: Tony Meola, Nick Garcia, Brandon Prideaux, Peter Vermes, Francisco Gomez, Chris Henderson, Chris Klein, Matt McKeon (Brian Johnson 80), Kerry Zavagnin, Miklos Molnar, Preki (Chris Brown 74).

TOTAL SHOTS: 20 (Molnar 8); SHOTS ON GOAL: 8 (Molnar 5); FOULS: 14 (McKeon 4); OFFSIDE: 1; CORNER KICKS: 4; SAVES: Meola 2; CAUTIONS: Zavagnin 59, McKeon 73; EJECTIONS: None.

Referee: Paul Tamberino
 Referee's Assistants: Chip Reed, Francisco Sanchez
 4th Official: Ali Saheli
 Attendance: 4,156

1999 PLAYOFFS INDIVIDUAL STATISTICS

1999 COLORADO RAPIDS POSTSEASON STATISTICS (0-2-0, 0 pts.) THROUGH GAMES OF OCTOBER 24, 1999

#	POS	PLAYER	GP	GS	MIN	G	A	PTS	SHT	SOG	BLK	FC	FS	OFF	CK	C	E
17	DEF	Marcelo Balboa	2	2	180	0	0	0	3	1	1	1	3	0	0	1	0
5	MID	Jason Bent	2	2	180	0	0	0	0	0	0	6	1	0	0	1	0
9	MID	Paul Bravo	2	2	180	0	0	0	9	4	0	2	3	4	0	1	0
11	FWD	Jorge Dely Valdes	2	2	180	0	0	0	8	5	0	3	3	1	0	0	0
22	MID	Joey DiGiamarino	2	2	157	0	0	0	0	0	0	1	4	0	0	0	0
24	GK	Ian Feuer	2	2	180	0	0	0	0	0	0	0	1	0	0	0	0
13	FWD	Wolde Harris	2	0	23	0	0	0	1	0	0	1	1	0	0	1	0
15	DEF	Tahj Jakins	2	1	99	0	0	0	0	0	0	2	0	0	0	0	0
10	MID	Anders Limpar	2	2	180	0	0	0	1	1	0	3	1	0	12	1	0
14	DEF	Chris Martinez	1	1	81	0	0	0	1	0	0	3	1	0	0	1	0
2	DEF	Matt McKeon	2	2	168	0	0	0	3	0	0	7	1	0	0	0	0
20	MID	Ross Paule	2	0	42	0	0	0	1	0	0	0	0	0	0	0	0
7	DEF	David Vaudreuil	2	2	180	0	0	0	1	1	0	1	3	0	0	0	0
6	DEF	Peter Vermes	2	2	150	0	0	0	2	1	0	4	3	0	0	0	0
		TEAM TOTALS	2	2	180	0	0	0	30	13	1	32	29	5	12	6	0
		OPPONENT TOTALS	2	2	180	5	3	13	28	13	1	29	32	3	8	3	1

GAME-WINNING GOALS: None

GAME-WINNING ASSISTS: None

PENALTY KICK GOALS/ATTEMPTS: None

COLORADO RAPIDS INDIVIDUAL GOALKEEPING

#	POS	GOALKEEPER	GP	GS	MIN	SHTS	SV	C/P	GA	GAA	PG	PA	W	L	T	SO	OT	RECORD
24	GK	Ian Feuer	2	2	180	13	7	9	5	2.50	1	1	0	2	0	0		0-0-0
		TEAM TOTALS	2	2	180	13	7	9	5	2.50	1	1	0	2	0	0		0-0-0
		OPPONENT TOTALS	2	2	180	13	12	7	0	0.00	0	0	2	0	0	2		0-0-0

QUARTERFINALS • GAME 1

Colorado Rapids (20-12-0, 0-1-0) vs. Los Angeles Galaxy (20-12-0, 1-0-0)
 October 17, 1999 • Rose Bowl, Pasadena

Goals by Period	1	2	Tot
Colorado	0	0	0
Los Angeles	1	2	3

Scoring Summary:

LA: Hendrickson 1 (Cienfuegos 1, Myers 1) 8; Vanney 1 (penalty kick) 52; Jones 1 (unassisted) 57

Colorado Rapids: Ian Feuer, Marcelo Balboa, Jason Bent, Chris Martinez (Tahj Jakins 81), David Vaudreuil, Peter Vermes (Ross Paule 60), Paul Bravo, Joey DiGiamarino (Wolde Harris 72), Anders Limpar, Matt McKeon, Jorge Dely Valdes.

TOTAL SHOTS: 14 (Dely Valdes 6); SHOTS ON GOAL: 8 (Dely Valdes 5); FOULS: 19 (Bent 4); OFFSIDE: 2; CORNER KICKS: 5; SAVES: Feuer 3; CAUTIONS: Martinez 13, Bent 63, Harris 73; EJECTIONS: None.

Los Angeles Galaxy: Kevin Hartman, Paul Caligiuri, Robin Fraser, Ezra Hendrickson, Greg Vanney, Mauricio Cienfuegos, Simon Elliott, Roy Myers (Jorge Salcedo 81), Danny Pena, Cobi Jones (Seth George 87), Clint Mathis (Joe Franchino 75).

TOTAL SHOTS: 12 (Jones 3, Vanney 3); SHOTS ON GOAL: 6 (Jones 2); FOULS: 11 (Mathis 4); OFFSIDE: 2; CORNER KICKS: 3; SAVES: Hartman 7; CAUTIONS: Elliott 6; EJECTIONS: Elliott 18.

Referee: Marcel Yonan
 Referee's Assistants: Tom Bobadilla, Scott Weyland
 4th Official: Rich Grady
 Attendance: 16,307

QUARTERFINALS • GAME 2

Los Angeles Galaxy (20-12-0, 2-0-0) vs. Colorado Rapids (20-12-0, 0-2-0)
 October 24, 1999 • Mile High Stadium

Goals by Period	1	2	Tot
Los Angeles	0	2	2
Colorado	0	0	0

Scoring Summary/Goals:

LA: Pena 1 (Cienfuegos 2) 74; Franchino 1 (unassisted) 84

Los Angeles Galaxy: Kevin Hartman, Paul Caligiuri, Robin Fraser, Ezra Hendrickson, Danny Pena, Mauricio Cienfuegos, Clint Mathis (Steve Jolley 86), Roy Myers (Joe Franchino 79), Greg Vanney, Carlos Herмосillo (Zak Ibsen 70), Cobi Jones.

TOTAL SHOTS: 16 (Pena 4); SHOTS ON GOAL: 7 (Jones 2); FOULS: 18 (Myers 4); OFFSIDE: 1; CORNER KICKS: 5; SAVES: Hartman 5; CAUTIONS: Caligiuri 60, Franchino 88; EJECTIONS: None.

Colorado Rapids: Ian Feuer, Marcelo Balboa, Jason Bent, Tahj Jakins, Joey DiGiamarino (Wolde Harris 85), Anders Limpar, Matt McKeon (Ross Paule 78), David Vaudreuil, Peter Vermes, Paul Bravo, Jorge Dely Valdes.

TOTAL SHOTS: 16 (Bravo 4); SHOTS ON GOAL: 5 (5 tied with 1); FOULS: 13 (McKeon 5); OFFSIDE: 3; CORNER KICKS: 7; SAVES: Feuer 4; CAUTIONS: Bravo 14, Balboa 33, Limpar 53; EJECTIONS: None.

Referee: Rich Grady
 Referee's Assistants: Edwin Resendes, Francisco Sanchez
 4th Official: Kevin Terry
 Attendance: 6,542

1998 PLAYOFFS INDIVIDUAL STATISTICS

1998 COLORADO RAPIDS POSTSEASON STATISTICS (0-2-0, 0 pts.) THROUGH GAMES OF OCTOBER 5, 1998

#	POS	PLAYER	GP	GS	MIN	G	A	PTS	SHT	SOG	BLK	FC	FS	OFF	CK	C	E
10	FWD	Waldir	2	1	104	1	0	2	1	1	0	0	2	2	0	0	0
11	MID	Adrian Paz	2	2	180	0	1	1	5	3	0	3	6	0	4	0	0
17	DEF	Marcelo Balboa	2	2	180	0	0	0	3	0	0	1	5	0	0	0	0
5	MID	Jason Bent	2	2	180	0	0	0	2	0	0	3	3	0	0	1	0
9	MID	Paul Bravo	2	2	180	0	0	0	3	1	0	6	0	1	0	1	0
22	MID	Joey DiGiamarino	2	2	180	0	0	0	3	0	0	1	4	1	0	0	0
1	GK	Marcus Hahnemann	2	2	180	0	0	0	0	0	0	0	1	0	0	0	0
13	FWD	Wolde Harris	2	0	45	0	0	0	1	0	0	2	0	0	0	0	0
19	MID	Chris Henderson	2	0	59	0	0	0	2	1	0	3	0	0	2	0	0
14	DEF	Chris Martinez	2	2	121	0	0	0	0	0	0	1	0	0	0	0	0
20	MID	Ross Paule	2	1	53	0	0	0	0	0	0	0	1	0	1	0	0
4	DEF	Steve Trittschuh	2	2	166	0	0	0	1	0	0	4	2	0	0	2	0
7	DEF	David Vaudreuil	2	2	172	0	0	0	1	0	0	3	2	0	0	0	0
6	DEF	Peter Vermes	2	2	180	0	0	0	0	0	0	3	0	0	0	0	0
		TEAM TOTALS	2	2	180	1	1	3	22	6	0	30	29	4	7	4	0
		OPPONENT TOTALS	2	2	180	2	0	4	29	13	0	29	30	4	8	4	0

GAME-WINNING GOALS: None

GAME-WINNING ASSISTS: None

PENALTY KICK GOALS/ATTEMPTS: None

COLORADO RAPIDS INDIVIDUAL GOALKEEPING

#	POS	GOALKEEPER	GP	GS	MIN	SHTS	SV	C/P	GA	GAA	PG	PA	W	L	T	SO	OT	RECORD
1	GK	Marcus Hahnemann	2	2	180	13	11	7	2	1.00	2	2	0	2	0	0		0-0-0
		TEAM TOTALS	2	2	180	13	11	7	2	1.00	2	2	0	2	0	0		0-0-0
		OPPONENT TOTALS	2	2	180	6	5	14	1	0.50	0	0	2	0	0	1		0-0-0

1998 PLAYOFFS BOX SCORES

QUARTERFINALS • GAME 1

Colorado Rapids (16-16-0, 0-1-0) vs. Chicago Fire (20-12-0, 1-0-0)
 October 1, 1998 • Soldier Field

Goals by Period	1	2	Tot
Colorado	0	1	1
Chicago	0	1	1

CHICAGO FIRE WIN ON PENALTY KICKS 3-2

Scoring Summary:

CHI: Kubik 1 (penalty kick) 50
COL: Saenz 1 (Paz 1) 79

Penalty Kicks Summary (After 121 minutes):

COL: Bravo, Goal	COL: Vermes, Saved
CHI: Marsch, Goal	CHI: Wolff, Left Pipe
CHI: Kuhn, Saved	COL: Harris, Saved
CHI: Klopas, Goal	COL: Vaudreuil, Saved
COL: C. Henderson, Goal	CHI: Kubik, Saved
COL: Saenz, High	CHI: Soehn, Goal

Colorado Rapids: Marcus Hahnemann, Chris Martinez (Chris Henderson 67), Steve Trittschuh (Wolde Harris 76), David Vaudreuil, Peter Vermes, Marcelo Balboa, Jason Bent, Joey DiGiamarino, Adrian Paz, Paul Bravo, Ross Paule (Waldir 46).

TOTAL SHOTS: 11 (Paz 3); SHOTS ON GOAL: 3 (Paz 2); FOULS: 16 (Bravo 5); OFFSIDE: 2; CORNER KICKS: 3; SAVES: Hahnemann 7; CAUTIONS: Bent 26, Trittschuh 49, Bravo 66; EJECTIONS: None.

Chicago Fire: Zach Thornton, C.J. Brown (Tony Kuhn 90), Lubos Kubik, Francis Okaroh, Chris Armas, Diego Gutierrez, Jesse Marsch, Peter Nowak, Jerzy Podbrozny (Frank Klopas 86), Ante Razov (Tom Soehn 77), Josh Wolff.

TOTAL SHOTS: 19 (Kubik 6); SHOTS ON GOAL: 8 (Kubik 4); FOULS: 17 (Armas 5); OFFSIDE: 0; CORNER KICKS: 6; SAVES: Thornton 2; CAUTIONS: Gutierrez 60; EJECTIONS: None.

Referee: Kevin Terry
 Referee's Assistants: Nathan Clement, Albert Echeverria
 4th Official: Rich Grady
 Attendance: 12,610
 Weather: 56

QUARTERFINALS • GAME 2

Chicago Fire (20-12-0, 2-0-0) vs. Colorado Rapids (16-16-0, 0-2-0)
 October 5, 1998 • Mile High Stadium

Goals by Period	1	2	Tot
Chicago	1	0	1
Colorado	0	0	0

Scoring Summary:

CHI: Kubik 2 (penalty kick) 42

Chicago Fire: Zach Thornton, C.J. Brown, Lubos Kubik, Francis Okaroh, Chris Armas, Diego Gutierrez, Jesse Marsch, Peter Nowak, Jerzy Podbrozny (Tom Soehn 86), Ante Razov, Josh Wolff (Zak Ibsen 67).

TOTAL SHOTS: 10 (Razov 4); SHOTS ON GOAL: 5 (5 tied with 1); FOULS: 12 (Wolff 4); OFFSIDE: 4; CORNER KICKS: 2; SAVES: Thornton 3; CAUTIONS: Wolff 18, Marsch 66, Armas 75; EJECTIONS: None.

Colorado Rapids: Marcus Hahnemann, Chris Martinez (Chris Henderson 54), Steve Trittschuh, Peter Vermes, Marcelo Balboa, Jason Bent, Joey DiGiamarino, Adrian Paz, David Vaudreuil (Ross Paule 82), Paul Bravo, Waldir (Wolde Harris 59).

TOTAL SHOTS: 11 (3 tied with 2); SHOTS ON GOAL: 3 (3 tied with 1); FOULS: 14 (Trittschuh 3); OFFSIDE: 2; CORNER KICKS: 4; SAVES: Hahnemann 4; CAUTIONS: Trittschuh 10; EJECTIONS: None.

Referee: Noel Kenny
 Referee's Assistants: Chip Reed, Nancy A. Lay
 4th Official: Richard Heron
 Attendance: 6,582
 Weather: 44

1997 PLAYOFFS INDIVIDUAL STATISTICS

1997 COLORADO RAPIDS POSTSEASON STATISTICS (4-1-0, 12 pts.) THROUGH GAMES OF OCTOBER 26, 1997

#	POS	PLAYER	GP	GS	MIN	G	A	PTS	SHT	SOG	BLK	FC	FS	OFF	CK	C	E
8	MID	Paul Bravo	5	5	383	3	2	8	9	4	0	10	17	3	0	1	0
19	MID	Chris Henderson	5	5	450	2	3	7	11	8	0	7	18	9	24	0	0
23	FWD	Wolde Harris	5	0	180	1	2	4	4	3	0	9	2	2	0	0	0
3	MID	Sean Henderson	5	5	441	1	1	3	4	2	0	7	0	0	0	0	0
12	DEF	Matt Kmosko	5	5	450	0	3	3	1	0	0	10	6	0	0	1	0
6	M/F	David Patino	5	5	392	1	1	3	11	6	0	3	3	0	0	0	0
11	MID	Adrian Paz	3	0	58	1	1	3	1	1	0	1	0	1	3	0	0
17	DEF	Marcelo Balboa	5	4	373	0	2	2	12	7	0	5	8	1	0	1	0
20	MID	Ross Paule	2	0	29	1	0	2	1	1	0	2	0	0	0	0	0
4	DEF	Steve Trittschuh	5	5	450	0	1	1	2	1	0	7	5	0	0	0	0
1	GK	Marcus Hahnemann	5	5	450	0	0	0	0	0	0	0	2	0	0	0	0
15	DEF	Tahj Jakins	4	1	128	0	0	0	1	0	0	1	1	0	0	0	0
14	DEF	Chris Martinez	5	5	383	0	0	0	0	0	0	5	3	0	1	0	0
10	FWD	Steve Rammel	5	5	333	0	0	0	1	0	0	10	11	8	0	0	0
2	DEF	Peter Vermes	5	5	450	0	0	0	2	0	0	8	4	0	0	1	0
		TEAM TOTALS	5	5	450	10	16	36	60	33	0	85	80	24	28	4	0
		OPPONENT TOTALS	5	5	450	5	8	18	64	28	0	80	85	28	27	12	0

GAME-WINNING GOALS: Chris Henderson 2, Sean Henderson 1, Wolde Harris 1

GAME-WINNING ASSISTS: Marcelo Balboa 2, Adrian Paz 1, Matt Kmosko 1, Wolde Harris 1, Paul Bravo 1

PENALTY KICK GOALS/ATTEMPTS: None

COLORADO RAPIDS INDIVIDUAL GOALKEEPING

#	POS	GOALKEEPER	GP	GS	MIN	SHTS	SV	C/P	GA	GAA	PG	PA	W	L	T	SO	OT	RECORD
1	GK	Marcus Hahnemann	5	5	450	28	23	20	5	1.00	0	0	4	1	0	2		0-0-0
		TEAM TOTALS	5	5	450	28	23	20	5	1.00	0	0	4	1	0	2		0-0-0
		OPPONENT TOTALS	5	5	450	33	23	15	10	2.00	0	0	1	4	0	0		0-0-0

1997 PLAYOFFS BOX SCORES

QUARTERFINALS • GAME 1

Colorado Rapids (14-18-0, 1-0-0) vs. Kansas City Wizards (21-11-0, 0-1-0)
October 4, 1997 • Arrowhead Stadium

Goals by Period	1	2	Tot
Colorado	1	2	3
Kansas City	0	0	0

Scoring Summary:

COL: C. Henderson 1 (unassisted) 25; Bravo 1 (C. Henderson 1) 67; Paule 1 (Bravo 1, C. Henderson 2) 75

Colorado Rapids: Marcus Hahnemann, Tahj Jakins, Matt Kmosko, Chris Martinez (Marcelo Balboa 77), Steve Trittschuh, Peter Vermes, Paul Bravo, Chris Henderson, Sean Henderson, David Patino (Ross Paule 70), Steve Rammel (Wolde Harris 62).

TOTAL SHOTS: 9 (3 tied with 2); SHOTS ON GOAL: 5 (C. Henderson 2); FOULS: 13 (5 tied with 2); OFFSIDE: 3; CORNER KICKS: 7; SAVES: Hahnemann 3; CAUTIONS: None; EJECTIONS: None.

Kansas City Wizards: Mike Ammann, Sean Bowers, Richard Gough, Matt McKeon, Uche Okafor, Steve Pittman, Mark Chung, Frank Klopas (Preki 46), Ryan Tinsley (Edmundo Rodriguez 80), Mo Johnston, Vitalis Takawira (Paul Wright 57).

TOTAL SHOTS: 10 (Bowers 3); SHOTS ON GOAL: 3 (3 tied with 1); FOULS: 12 (Tinsley 3); OFFSIDE: 1; CORNER KICKS: 5; SAVES: Ammann 2; CAUTIONS: Pittman 35, Tinsley 52, Preki 84, Rodriguez 84; EJECTIONS: None.

Referee: Brian Hall
Referee's Assistants: Laszlo Nagy, Tom Bobadilla
Attendance: 10,174
Weather: 84

QUARTERFINALS • GAME 2

Kansas City Wizards (21-11-0, 0-2-0) vs. Colorado Rapids (14-18-0, 2-0-0)
October 8, 1997 • Mile High Stadium

Goals by Period	1	2	Tot
Kansas City	1	1	2
Colorado	1	2	3

Scoring Summary:

KC: Takawira 1 (Okafor 1) 9; Preki 1 (Takawira 1) 88; **COL:** Bravo 2 (C. Henderson 3, S. Henderson 1) 16; Bravo 3 (Kmosko 1, Harris 1) 68; Harris 1 (Bravo 2, Balboa 1) 83

KC: Preki 1 (Takawira 1) 88

Kansas City Wizards: Mike Ammann, Sean Bowers, Richard Gough, Matt McKeon, Uche Okafor, Steve Pittman (John DeBrito 70), Mark Chung, Preki, Ryan Tinsley (Frank Klopas 70), Mo Johnston, Vitalis Takawira.

TOTAL SHOTS: 14 (Johnston 6); SHOTS ON GOAL: 9 (Preki 5); FOULS: 21 (3 tied with 5); OFFSIDE: 5; CORNER KICKS:

3; SAVES: Ammann 7; CAUTIONS: Gough 23, McKeon 27, Okafor 51, Klopas 85; EJECTIONS: None.

Colorado Rapids: Marcus Hahnemann, Matt Kmosko, Chris Martinez, Steve Trittschuh, Peter Vermes, Marcelo Balboa, Paul Bravo, Chris Henderson, Sean Henderson, David Patino (Tahj Jakins 73), Steve Rammel (Wolde Harris 63).

TOTAL SHOTS: 14 (Balboa 5); SHOTS ON GOAL: 10 (Balboa 4); FOULS: 17 (C. Henderson 3, Trittschuh 3); OFFSIDE: 7; CORNER KICKS: 5; SAVES: Hahnemann 7; CAUTIONS: None; EJECTIONS: None.

Referee: Paul Tamberino
Referee's Assistants: Steve Olson, Susan Cicchinelli
Attendance: 13,117

SEMIFINALS • GAME 1

Colorado Rapids (14-18-0, 3-0-0) vs. Dallas Burn (16-16-0, 2-1-0)
October 12, 1997 • Cotton Bowl

Goals by Period	1	2	Tot
Colorado	1	0	1
Dallas	0	0	0

Scoring Summary:

COL: S. Henderson 1 (Kmosko 2, Balboa 2) 42

Colorado Rapids: Marcus Hahnemann, Matt Kmosko, Chris Martinez, Steve Trittschuh, Peter Vermes, Marcelo Balboa, Paul Bravo (Adrian Paz 86), Chris Henderson, Sean Henderson, David Patino (Tahj Jakins 72), Steve Rammel (Wolde Harris 58).

TOTAL SHOTS: 12 (Bravo 4); SHOTS ON GOAL: 3 (3 tied with 1); FOULS: 24 (Bravo 6); OFFSIDE: 2; CORNER KICKS: 5; SAVES: Hahnemann 4; CAUTIONS: Bravo 38, Vermes 38; EJECTIONS: None.

Dallas Burn: Mark Dodd, Eric Dade, Tom Soehn (Brian Haynes 86), Wade Webber, Ted Eck (Gereell Elliott 73), Jason Kreis, Daniel Peinado, Jorge Rodriguez, Mark Santel (Richard Farrer 66), Damian, Dante Washington.

TOTAL SHOTS: 10 (Washington 3); SHOTS ON GOAL: 4 (4 tied with 1); FOULS: 16 (Dade 4); OFFSIDE: 9; CORNER KICKS: 7; SAVES: Dodd 2; CAUTIONS: Washington 9, Kreis 75; EJECTIONS: None.

Referee: Kevin Stott
Referee's Assistants: Michael Kennedy, Susan Cicchinelli
Attendance: 7,376
Weather: 74

1997 PLAYOFFS BOX SCORES

SEMIFINALS • GAME 2

Dallas Burn (16-16-0, 2-2-0) vs. Colorado Rapids (14-18-0, 4-0-0)

October 15, 1997 • Mile High Stadium

Goals by Period	1	2	Tot
Dallas	1	0	1
Colorado	1	1	2

Scoring Summary:

DAL: Alvarez 1 (Eck 1, Rodriguez 1) 5; **COL:** Patino 1 (Tritttschuh 1) 22; C. Henderson 2 (Paz 1, Harris 2) 87

Dallas Burn: Mark Dodd, Eric Dade, Tom Soehn, Wade Webber, Ted Eck, Daniel Peinado (Richard Farrer 88), Jorge Rodriguez, Mark Santel, Alain Sutter (Jason Kreis 34), Damian (Gerell Elliott 66), Dante Washington.

TOTAL SHOTS: 13 (Eck 5); SHOTS ON GOAL: 4 (Eck 2); FOULS: 17 (Alvarez 4, Webber 4); OFFSIDE: 4; CORNER KICKS: 2; SAVES: Dodd 3; CAUTIONS: Webber 45; EJECTIONS: None.

Colorado Rapids: Marcus Hahnemann, Matt Kmosko, Chris Martinez (Adrian Paz 67), Steve Tritttschuh, Peter Vermes, Marcelo Balboa, Paul Bravo, Chris Henderson, Sean Henderson, David Patino (Tahj Jakins 87), Steve Rammel (Wolde Harris 60).

TOTAL SHOTS: 9 (C. Henderson 4); SHOTS ON GOAL: 5 (C. Henderson 3); FOULS: 17 (Kmosko 4); OFFSIDE: 4; CORNER KICKS: 5; SAVES: Hahnemann 3; CAUTIONS: Kmosko 48; EJECTIONS: None.

Referee: Noel Kenny
Referee's Assistants: Chip Reed, Ted Covaciu
Attendance: 18,452

MLS CUP

Colorado Rapids (14-18-0, 4-1-0) vs. D.C. United (21-11-0, 5-0-0)

October 26, 1997 • RFK Stadium

Goals by Period	1	2	Tot
Colorado	0	1	1
D.C. United	1	1	2

Scoring Summary:

DC: Moreno 3 (Sanneh 3, Vaudreuil 5) 37; Sanneh 3 (Harkes 3, Williams 3) 68; **COL:** Paz 1 (Patino 1, Kmosko 3) 75

Colorado Rapids: Marcus Hahnemann, Matt Kmosko, Chris Martinez (Adrian Paz 59), Steve Tritttschuh, Peter Vermes, Marcelo Balboa, Paul Bravo (Wolde Harris 27), Chris Henderson, Sean Henderson (Ross Paule 81), David Patino, Steve Rammel.

TOTAL SHOTS: 16 (C. Henderson 4); SHOTS ON GOAL: 10 (Balboa 3); FOULS: 14 (Rammel 5); OFFSIDE: 8; CORNER

KICKS: 6; SAVES: Hahnemann 6; CAUTIONS: Balboa 86; EJECTIONS: None.

D.C. United: Scott Garlick, Jeff Agoos, Carlos Llamasa, Eddie Pope, David Vaudreuil, Marco Etcheverry, John Harkes, Tony Sanneh, Richie Williams, Raul Diaz Arce, Jaime Moreno.

TOTAL SHOTS: 17 (Sanneh 4); SHOTS ON GOAL: 8 (3 tied with 2); FOULS: 14 (Moreno 4, Pope 4); OFFSIDE: 9; CORNER KICKS: 10; SAVES: Garlick 9; CAUTIONS: Garlick 20; EJECTIONS: None.

Referee: Brian Hall
Referee's Assistants: Steve Olson, Greg Barkey
Attendance: 57,431
Weather: 46

RAPIDS ALL-TIME PLAYOFF RESULTS

COLORADO RAPIDS ALL-TIME PLAYOFF RESULTS

DATE	OPPONENT	RESULT	ATTENDANCE	W-L-T	RD.
10/04/1997	at Kansas City	W 3-0	10,174	1-0-0	QTR
10/08/1997	Kansas City	W 3-2	13,117	2-0-0	QTR
10/12/1997	at Dallas	W 1-0	7,376	1-0-0	SEM
10/15/1997	Dallas	W 2-1	18,452	2-0-0	SEM
10/26/1997	at D.C. United	L 1-2	57,431	0-1-0	FIN
10/01/1998	at Chicago	L 1-1	12,610	0-1-0	QTR
10/05/1998	Chicago	L 0-1	6,582	0-2-0	QTR
10/17/1999	at Los Angeles	L 0-3	16,307	0-1-0	QTR
10/24/1999	Los Angeles	L 0-2	6,542	0-2-0	QTR
09/16/2000	at Kansas City	L 0-1	8,682	0-1-0	QTR
09/20/2000	Kansas City	T 0-0 (OT)	8,789	0-1-1	QTR
09/24/2000	at Kansas City	L 2-3	4,156	0-2-1	QTR
09/25/2002	at Dallas	L 2-4	6,360	0-1-0	QTR
09/28/2002	Dallas	W 1-0	9,637	1-1-0	QTR
10/02/2002	at Dallas	T 2-1 (OT/ST)	8,008	1-1-1	QTR
10/05/2002	at Los Angeles	L 0-4	24,742	0-1-0	SEM
10/09/2002	Los Angeles	L 0-1	12,367	0-2-0	SEM
11/04/2003	Kansas City	T 1-1	6,434	0-0-1	QTR
11/08/2003	at Kansas City	L 0-2	10,712	0-1-1	QTR
10/22/2004	Los Angeles	W 1-0	8,028	1-0-0	QTR
10/30/2004	at Los Angeles	L 0-2	20,026	1-1-0	QTR
10/22/2005	FC Dallas	T 0-0	9,625	0-0-1	SEM
10/29/2005	at FC Dallas	W 2-2 (OT)	10,104	1-0-1	SEM
11/05/2005	Los Angeles	L 0-2	12,789	1-1-1	WCC
10/21/2006	FC Dallas	L 1-2	4,176	0-1-0	SEM
10/28/2006	at FC Dallas	W 3-2 (OT)	15,486	1-1-0	SEM
11/05/2006	at Houston	L 1-3	23,107	1-2-0	WCC
10/28/2010	Columbus	W 1-0	11,872	1-0-0	QTR
11/06/2010	at Columbus	W 1-2 (OT)	10,322	1-0-1	QTR
11/13/2010	San Jose	W 1-0	17,779	2-0-1	ECC
11/21/2010	FC Dallas	W 2-1 (OT)	21,700	3-0-1	FIN
10/27/2011	Columbus	W 1-0	7,803	1-0-0	WC
10/30/2011	Sporting KC	L 0-2	8,601	1-1-0	QTR
11/02/2011	at Sporting KC	L 0-2	18,565	1-2-0	QTR

RAPIDS ALL-TIME PLAYOFF RECORDS

RAPIDS TEAM RECORDS (HIGHS)

GAMES PLAYED

Season..... 5 2 times, last in 2002

MINUTES

Season.....461 in 2002

GOALS

Season..... 10 in 1997

Game..... 3 3 times, last: 10/28/2006 at DAL

2-Tms..... 6 09/25/2002 at DAL

Half..... 2 (4 times)

ASSISTS

Season..... 16 in 1997

Game..... 6 10/08/1997 vs. KC

2-Tms..... 8 2 times, last: 09/25/2002 at DAL

Half..... 4 10/08/1997 vs. KC (2d)

SHOTS

Season..... 69 in 2002

Game..... 27 10/28/2006 at DAL

2-Tms..... 45 10/29/2005 at DAL

Half..... 13 10/28/2006 at DAL (2d)

SHOTS ON GOAL

Season..... 33 in 1997

Game..... 10 2 times, last: 10/26/1997 at DC

2-Tms..... 19 10/08/1997 vs. KC

Half..... 6 3 times, last 10/27/2011 vs. CLB (1st)

FOULS COMMITTED

Season.....110 in 2002

Game..... 28 10/28/2006 at DAL

2-Tms..... 45 2 times, last: 10/28/2006 at DAL

Half..... 17 10/05/2002 at LA (1st)

FOULS SUFFERED

Season..... 85 in 2002

Game..... 25 09/28/2002 vs. DAL

2-Tms..... 44 10/28/2006 at DAL

Half..... 15 09/16/2000 at KC (1st)

OFFSIDES

Season..... 24 in 1997

Game..... 8 2 times, last: 10/28/2006 at DAL

2-Tms..... 17 10/26/1997 at DC

Half..... 4 (4 times)

CORNER KICKS

Season..... 28 in 1997

Game..... 12 10/28/2006 at DAL

2-Tms..... 16 10/26/1997 at DC

Half..... 7 10/28/2006 at DAL (2d)

CAUTIONS

Season..... 10 in 2002

Game..... 4 2 times, last 11/02/2011 at KC

2-Tms..... 7 3 times, last 11/02/2011 at KC

Half..... 3 3 times, last 11/02/2011 at KC (2d)

EJECTIONS

Season..... 1 4 times

Game..... 1 4 times

2-Tms..... 1 7 times

Half..... 1 4 times

WINS

Season..... 4 in 1997

LOSSES

Season..... 3 in 2002

TIES

Season..... 2 in 2005

SHUTOUTS

Season..... 2 2 times, last in 2010

GOALS ALLOWED

Season..... 10 in 2002

Game..... 4 2 times, last: 10/05/2002 at LA

2-Tms..... 6 09/25/2002 at DAL

Half..... 3 09/25/2002 at DAL (2d)

SAVES

Season..... 23 in 1997

Game..... 12 10/29/2005 at DAL

2-Tms..... 15 10/26/1997 at DC

Half..... 6 10/29/2005 at DAL (2d)

RAPIDS TEAM RECORDS (LOWS)

GAMES PLAYED

Season..... 2 (4 times)

MINUTES

Season.....180 (4 times)

GOALS

Season..... 0 in 1999

Game..... 0 (13 times)

2-Tms..... 0 2 times, last: 10/22/2005 vs. DAL

Half..... 0 (43 times)

ASSISTS

Season..... 0 in 1999

Game..... 0 (17 times)

2-Tms..... 0 (4 times)

Half..... 0 (49 times)

SHOTS

Season..... 17 in 2004

Game..... 5 11/05/2006 at HOU

2-Tms..... 11 11/05/2006 at HOU

Half..... 1 2 times, last: 11/05/2006 at HOU (2d)

SHOTS ON GOAL

Season..... 6 in 1998

Game..... 1 2 times, last 10/30/2011 vs. KC

2-Tms..... 4 10/28/2010 vs. CLB

Half..... 0 (7 times)

FOULS COMMITTED

Season..... 30 2 times, last in 2003

Game..... 6 11/13/2010 vs SJ

2-Tms..... 16 11/13/2010 vs. SJ

Half..... 2 10/28/2010 vs. CLB (1st)

FOULS SUFFERED

Season..... 25 in 2003

Game..... 6 11/13/2010 vs. SJ

2-Tms..... 16 11/13/2010 vs. SJ

Half..... 2 10/28/2010 vs. CLB (2d)

OFFSIDES

Season..... 2 in 2004

Game..... 0 (4 times)

2-Tms..... 1 10/22/2004 vs. LA

Half..... 0 (21 times)

CORNER KICKS

Season..... 7 in 1998

Game..... 1 11/21/2010 at DAL

2-Tms..... 5 11/02/2011 at KC

Half..... 0 (8 times)

CAUTIONS

Season..... 4 (4 times)

Game..... 0 (4 times)

2-Tms..... 0 11/13/2010 vs. SJ

Half..... 0 (24 times)

EJECTIONS

Season..... 0 (7 times)

Game..... 0 (30 times)

2-Tms..... 0 (27 times)

Half..... 0 (64 times)

RAPIDS ALL-TIME PLAYOFF RECORDS

WINS

Season..... 0 (5 times)

LOSSES

Season..... 1 (5 times)

TIES

Season..... 0 (6 times)

SHUTOUTS

Season..... 0 (4 times)

GOALS ALLOWED

Season..... 2 2 times, last in 2004
 Game..... 0 (9 times)
 2-Tms..... 0 2 times, last: 10/22/2005 vs. DAL
 Half..... 0 (31 times)

SAVES

Season..... 6 2 times, last in 2006
 Game..... 1 2 times, last 11/13/2010 vs. SJ
 2-Tms..... 2 11/05/2006 at HOU
 Half..... 0 (8 times)

RAPIDS INDIVIDUAL RECORDS

GAMES PLAYED

Career..... 19 Pablo Mastroeni
 Season..... 5 (22 times)

MINUTES

Career..... 1,822 Pablo Mastroeni
 Season..... 461 (4 times)

GOALS

Career..... 5 Paul Bravo
 Season..... 3 Paul Bravo (1997)
 Game..... 2 Paul Bravo (10/08/1997 vs. KC)
 Game..... 2 Paul Bravo (09/24/2000 at KC)
 Game..... 2 Nicolas Hernandez (10/28/2006 at DAL)
 Half..... 2 Paul Bravo (09/24/2000 at KC, 2d)
 Half..... 2 Nicolas Hernandez (10/28/2006 at DAL, 2d)

ASSISTS

Career..... 5 Chris Henderson
 Season..... 3 Chris Henderson (1997)
 Season..... 3 Matt Kmosko (1997)
 Game..... 2 Chris Henderson (10/04/1997 at KC)
 Game..... 2 Terry Cooke (10/29/2005 at DAL)
 Game..... 2 Kyle Beckerman (10/28/2006 at DAL)
 Half..... 2 Chris Henderson (10/04/1997 at KC, 2d)
 Half..... 2 Kyle Beckerman (10/28/2006 at DAL, 2d)

SHOTS

Career..... 28 Paul Bravo
 Season..... 20 John Spencer (2002)
 Game..... 7 Omar Cummings (10/27/2011 vs. CLB)
 Half..... 6 Omar Cummings (10/27/2011 vs. CLB)

SHOTS ON GOAL

Career..... 12 Paul Bravo
 Career..... 12 Chris Henderson
 Season..... 9 John Spencer (2002)
 Game..... 5 Jorge Dely Valdes (10/17/1999 at LA)
 Half..... 3 (7 times)

FOULS COMMITTED

Career..... 53 Pablo Mastroeni
 Season..... 21 Pablo Mastroeni (2002)
 Game..... 7 Pablo Mastroeni (09/25/2002 at DAL)
 Half..... 6 Pablo Mastroeni (09/25/2002 at DAL, 1st)

FOULS SUFFERED

Career..... 30 Mark Chung
 Career..... 30 Pablo Mastroeni
 Season..... 18 Chris Henderson (1997)
 Game..... 7 Chris Henderson (10/26/1997 at DC)
 Half..... 6 Chris Henderson (10/26/1997 at DC, 2d)

OFFSIDES

Career..... 14 Chris Henderson
 Season..... 9 Chris Henderson (1997)
 Game..... 5 Steve Rammel (10/26/1997 at DC)
 Half..... 3 Chris Henderson (10/15/1997 vs. DAL, 2d)
 Half..... 3 Steve Rammel (10/26/1997 at DC, 1st)
 Half..... 3 Sanna Nyassi (11/02/2011 at KC, 1st)

CORNER KICKS

Career..... 31 Chris Henderson
 Season..... 24 Chris Henderson (1997)
 Game..... 8 Wells Thompson (10/28/2010 vs. CLB)
 Game..... 7 Anders Limpar (10/24/1999 vs. LA)
 Half..... 6 Chris Henderson (10/04/1997 at KC, 1st)

CAUTIONS

Career..... 7 Pablo Mastroeni
 Season..... 3 Robin Fraser (2002)
 Game..... 1 (62 times)
 Half..... 1 (60 times)

EJECTIONS

Career..... 1 (4 times)
 Season..... 1 (4 times)
 Game..... 1 (4 times)
 Half..... 1 (4 times)

GAMES PLAYED

Career..... 10 Joe Cannon
 Season..... 5 Marcus Hahnemann (1997)
 Season..... 5 David Kramer (2002)

MINUTES

Career..... 960 Joe Cannon
 Season..... 461 David Kramer (2002)

WINS

Career..... 4 Marcus Hahnemann
 Career..... 4 Matt Pickens
 Season..... 4 Marcus Hahnemann (1997)

LOSSES

Career..... 5 Joe Cannon
 Career..... 5 David Kramer
 Season..... 3 David Kramer (2002)

TIES

Career..... 3 Joe Cannon
 Season..... 2 Joe Cannon (2005)

SHUTOUTS

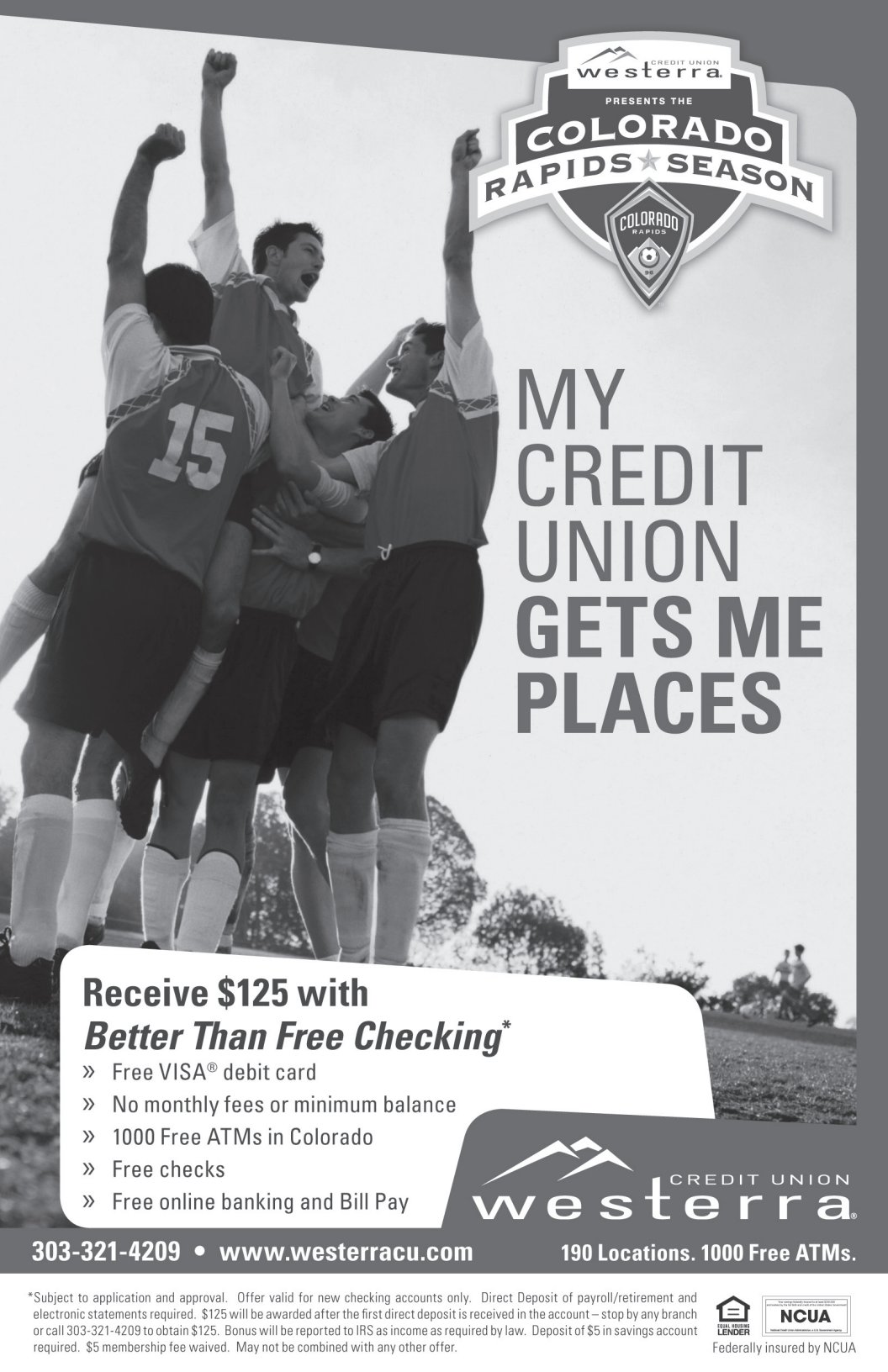
Career..... 3 Matt Pickens
 Season..... 2 Marcus Hahnemann (1997)

GOALS ALLOWED

Career..... 16 Joe Cannon
 Season..... 10 David Kramer (2002)
 Game..... 4 David Kramer (09/25/2002 at DAL)
 Game..... 4 David Kramer (10/05/2002 at LA)
 Half..... 3 David Kramer (09/25/2002 at DAL, 2d)

SAVES

Career..... 36 Joe Cannon
 Career..... 36 David Kramer
 Season..... 23 Marcus Hahnemann (1997)
 Game..... 12 Joe Cannon (10/29/2005 at DAL)
 Half..... 6 Joe Cannon (10/29/2005 at DAL, 2d)



MY CREDIT UNION GETS ME PLACES

Receive \$125 with *Better Than Free Checking**

- » Free VISA® debit card
- » No monthly fees or minimum balance
- » 1000 Free ATMs in Colorado
- » Free checks
- » Free online banking and Bill Pay



303-321-4209 • www.westerracu.com

190 Locations. 1000 Free ATMs.

*Subject to application and approval. Offer valid for new checking accounts only. Direct Deposit of payroll/retirement and electronic statements required. \$125 will be awarded after the first direct deposit is received in the account – stop by any branch or call 303-321-4209 to obtain \$125. Bonus will be reported to IRS as income as required by law. Deposit of \$5 in savings account required. \$5 membership fee waived. May not be combined with any other offer.



Federally insured by NCUA

2012 COLORADO RAPIDS RECORD BOOK



ALL-TIME RAPIDS RECORDS

RAPIDS ALL-TIME TEAM RECORDS (HIGHS)

GAMES PLAYED

Season:..... 34 in 2011

MINUTES

Season:... 3,060 in 2011

GOALS

Season:..... 62 in 1998

Game:..... 5 2 times, last: 09/27/2008 at NY

2-Tms:..... 11 05/06/1998 at LA

Half:..... 4 5 times

ASSISTS

Season:..... 80 in 1998

Game:..... 9 05/22/2002 vs. NE

2-Tms:..... 13 04/25/1998 vs. CHI

Half:..... 7 05/22/2002 vs. NE (1st)

SHOTS

Season:..... 507 in 1998

Game:..... 28 2 times, last: 06/17/2000 vs. CLB

2-Tms:..... 49 06/19/1999 vs. DAL

Half:..... 19 08/12/2000 at MIA (2d)

SHOTS ON GOAL

Season:..... 225 in 1998

Game:..... 14 04/19/1998 vs. TB

2-Tms:..... 25 08/18/1998 at MET

Half:..... 10 07/04/2002 vs. CHI (2d)

FOULS COMMITTED

Season:..... 581 in 2000

Game:..... 34 06/13/1997 at MET

2-Tms:..... 50 2 times, last: 08/26/2000 vs. KC

Half:..... 18 06/13/1997 at MET (1st)

FOULS SUFFERED

Season:..... 526 in 2000

Game:..... 28 04/26/1997 at NE

2-Tms:..... 50 06/13/1997 at MET

Half:..... 18 04/26/1997 at NE (2d)

OFFSIDES

Season:..... 126 in 1997

Game:..... 13 08/06/1999 vs. NE

2-Tms:..... 20 07/21/1996 vs. TB

Half:..... 10 04/11/1998 at DC (1st)

CORNER KICKS

Season:..... 192 in 1996

Game:..... 17 07/27/2008 vs. CLB

2-Tms:..... 20 2 times, last: 07/18/2001 vs. KC

Half:..... 11 07/27/2008 vs. CLB (2d)

CAUTIONS

Season:..... 72 in 2005

Game:..... 6 2 times, last: 09/17/2005 at DC

2-Tms:..... 9 2 times, last: 09/24/2005 at CHV

Half:..... 5 3 times, last: 09/02/2006 at RSL (2d)

EJECTIONS

Season:..... 7 in 2007

Game:..... 2 4 times

2-Tms:..... 3 2 times, last: 09/18/2003 at NE

Half:..... 2 06/19/2004 vs. DAL (2d)

WINS

Season:..... 20 in 1999

LOSSES

Season:..... 21 in 1996

TIES

Season:..... 13 in 2011

SHUTOUTS

Season:..... 12 in 1999

GOALS ALLOWED

Season:..... 69 in 1998

Game:..... 7 05/06/1998 at LA

2-Tms:..... 11 05/06/1998 at LA

Half:..... 4 9 times

SAVES

Season:..... 158 in 1998

Game:..... 13 07/04/2001 vs. DC

2-Tms:..... 18 07/08/2000 vs. SJ

Half:..... 10 07/04/2001 vs. DC (2d)

RAPIDS ALL-TIME TEAM RECORDS (LOWS)

GAMES PLAYED

Season:..... 26 in 2001

MINUTES

Season:..... 2,431 in 2001

GOALS

Season:..... 29 2 times, last: in 2007

Game:..... 0 112 times

2-Tms:..... 0 27 times

Half:..... 0 495 times

ASSISTS

Season:..... 22 in 2007

Game:..... 0 182 times

2-Tms:..... 0 69 times

Half:..... 0 599 times

SHOTS

Season:..... 322 in 2007

Game:..... 3 4 times

2-Tms:..... 10 04/04/2009 at LA

Half:..... 0 3 times, last: 06/15/2005 vs. LA (2d)

SHOTS ON GOAL

Season:..... 117 in 2007

Game:..... 0 4 times

2-Tms:..... 3 4 times

Half:..... 0 74 times

FOULS COMMITTED

Season:..... 393 in 2010

Game:..... 2 08/05/2011 vs. CLB

2-Tms:..... 11 3 times, last: 08/05/2011 vs. CLB

Half:..... 0 08/05/2011 vs. CLB

FOULS SUFFERED

Season:..... 319 in 2009

Game:..... 2 08/12/2001 vs. KC

2-Tms:..... 11 3 times, last: 08/05/2011 vs. CLB

Half:..... 0 4 times

OFFSIDES

Season:..... 66 in 2009

Game:..... 0 49 times

2-Tms:..... 0 7 times

Half:..... 0 264 times

CORNER KICKS

Season:..... 128 in 2010

Game:..... 0 12 times

2-Tms:..... 1 06/05/2010 vs. CLB

Half:..... 0 123 times

CAUTIONS

Season:..... 42 in 1997

Game:..... 0 78 times

2-Tms:..... 0 21 times

Half:..... 0 405 times

ALL-TIME RAPIDS RECORDS

EJECTIONS

Season:..... 2 6 times
 Game:..... 0 435 times
 2-Tms:..... 0 384 times
 Half:..... 0 926 times

WINS

Season:..... 5 in 2001

LOSSES

Season:..... 9 in 2004

TIES

Season:..... 0 4 times

SHUTOUTS

Season:..... 2 in 2001

GOALS ALLOWED

Season:..... 32 2 times, last: 2010
 Game:..... 0 121 times
 2-Tms:..... 0 27 times
 Half:..... 0 476 times

SAVES

Season:..... 62 in 2009
 Game:..... 0 17 times
 2-Tms:..... 0 04/04/2009 at LA
 Half:..... 0 176 times

RAPIDS ALL-TIME INDIVIDUAL RECORDS

GAMES PLAYED

Career:.....216 Pablo Mastroeni
 Season:..... 34 Kosuke Kimura (2011)
 Season:..... 34 Jeff Larentowicz (2011)
 Season:..... 34 Matt Pickens (2011)

MINUTES

Career:.. 18,214 Pablo Mastroeni
 Season:.. 3,060 Matt Pickens (2011)

GOALS

Career:..... 48 Conor Casey
 Season:..... 16 Conor Casey (2009)
 Game:..... 3 7 times
 Half:..... 3 Chris Carrieri (07/04/2002 vs. CHI, 2d)
 Half:..... 3 Conor Casey (08/08/2009 vs. CHV, 1st)

ASSISTS

Career:..... 53 Chris Henderson
 Season:..... 16 Carlos Valderrama (2002)
 Game:..... 3 5 times
 Half:..... 3 Omar Cummings (08/08/2009 vs. CHV, 1st)

SHOTS

Career:.....342 Chris Henderson
 Season:.....102 Junior Agogo (2000)
 Game:..... 8 5 times
 Half:..... 7 Junior Agogo (08/12/2000 at MIA, 2d)

SHOTS ON GOAL

Career:.....151 Chris Henderson
 Season:..... 48 Junior Agogo (2000)
 Game:..... 6 John Spencer (06/20/2001 at NE)
 Half:..... 5 Jean Harbor (08/03/1996 at TB, 2d)

FOULS COMMITTED

Career:.....326 Pablo Mastroeni
 Season:..... 80 Matt McKeon (1999)
 Game:..... 8 Junior Agogo (07/04/2000 vs. CHI)
 Half:..... 6 Jean Harbor (05/29/1996 vs. DAL, 2d)
 Half:..... 6 Steve Trittschuh (05/03/1997 vs. TB, 1st)
 Half:..... 6 Chris Henderson (07/09/2003 at LA, 2d)

FOULS SUFFERED

Career:.....252 Pablo Mastroeni
 Season:..... 83 Jason Moore (2000)
 Game:..... 8 Jorge Dely Valdes (08/28/1999 vs. DC)
 Game:..... 8 Jason Moore (07/01/2000 at DC)
 Half:..... 7 Adrian Paz (04/26/1997 at NE, 2d)

OFFSIDES

Career:.....157 Chris Henderson
 Season:..... 37 Junior Agogo (2000)
 Game:..... 7 Jorge Dely Valdes (08/30/2000 vs. MIA)
 Half:..... 5 4 times

CORNER KICKS

Career:.....340 Chris Henderson
 Season:.....104 Chris Henderson (1996)
 Game:..... 13 Terry Cooke (08/26/2007 vs. LA)
 Game:..... 13 Terry Cooke (07/27/2008 vs. CLB)
 Half:..... 7 7 times

CAUTIONS

Career:..... 56 Pablo Mastroeni
 Season:..... 10 Steve Trittschuh (1998)

EJECTIONS

Career:..... 6 Pablo Mastroeni
 Season:..... 2 Guy Melamed (2005)
 Season:..... 2 Mike Petke (2006)
 Season:..... 2 Ugo Ihemelu (2007)
 Game:..... 1 60 times
 Half:..... 1 58 times

GAMES PLAYED

Career:..... 86 Joe Cannon
 Season:..... 34 Matt Pickens (2011)

MINUTES

Career:.. 7,584 Joe Cannon
 Season:.. 3,060 Matt Pickens (2011)

WINS

Career:..... 39 Marcus Hahnemann
 Season:..... 16 Marcus Hahnemann (1998)

LOSSES

Career:..... 32 Joe Cannon
 Season:..... 15 Chris Woods (1996)

TIES

Career:..... 27 Matt Pickens
 Season:..... 13 Matt Pickens (2011)

SHUTOUTS

Career:..... 25 Joe Cannon
 Season:..... 10 Joe Cannon (2004)

GOALS ALLOWED

Career:.....106 Joe Cannon
 Season:..... 52 Marcus Hahnemann (1998)
 Game:..... 7 Paul Grafer (05/06/1998 at LA)
 Half:..... 4 9 times

SAVES

Career:.....349 Joe Cannon
 Season:.....150 Joe Cannon (2004)
 Game:..... 13 Scott Garlick (07/04/2001 vs. DC)
 Half:..... 10 Scott Garlick (07/04/2001 vs. DC, 2d)

ALL-TIME RAPIDS RECORDS

RAPIDS ALL-TIME INDIVIDUAL LEADERS

GAMES PLAYED

PLAYER.....	GP
Pablo Mastroeni.....	216
Chris Henderson.....	178
Marcelo Balboa.....	151
Kyle Beckerman.....	145
Paul Bravo.....	135

GAMES STARTED

PLAYER.....	GS
Pablo Mastroeni.....	210
Chris Henderson.....	170
Marcelo Balboa.....	146
Kyle Beckerman.....	123
Paul Bravo.....	119

MINUTES PLAYED

PLAYER.....	MIN
Pablo Mastroeni.....	18214
Chris Henderson.....	14784
Marcelo Balboa.....	13379
Kyle Beckerman.....	11100
Paul Bravo.....	10351

GOALS

PLAYER.....	GP	GOALS
Conor Casey.....	101	48
Paul Bravo.....	135	39
John Spencer.....	88	37
Omar Cummings.....	120	33
Chris Henderson.....	178	31

ASSISTS

PLAYER.....	GP	ASTS
Chris Henderson.....	178	53
Terry Cooke.....	106	34
Ross Paule.....	111	29
Omar Cummings.....	120	25
Adrian Paz.....	53	24

SHOTS

PLAYER.....	GP	SHOTS
Chris Henderson.....	178	342
Paul Bravo.....	135	287
Marcelo Balboa.....	151	266
Omar Cummings.....	120	258
John Spencer.....	88	258

SHOTS ON GOAL

PLAYER.....	GP	SHOTS
Chris Henderson.....	178	151
Paul Bravo.....	135	131
John Spencer.....	88	115
Omar Cummings.....	120	114
Conor Casey.....	101	101

FOULS COMMITTED

PLAYER.....	GP	FC
Pablo Mastroeni.....	216	326
Chris Henderson.....	178	254
Kyle Beckerman.....	145	245
Conor Casey.....	101	196
Chris Martinez.....	108	148

FOULS SUFFERED

PLAYER.....	GP	SHOTS
Pablo Mastroeni.....	216	252
Chris Henderson.....	178	242
Paul Bravo.....	135	196
Kyle Beckerman.....	145	165
Jason Moore.....	53	160

CAUTIONS (YELLOW CARDS)

PLAYER.....	GP	CAUT
Pablo Mastroeni.....	216	56
Kyle Beckerman.....	145	30
Conor Casey.....	101	27
Mike Petke.....	80	21
Steve Trittschuh.....	91	19

EJECTIONS (RED CARDS)

PLAYER.....	GP	EJECT
Pablo Mastroeni.....	216	6
Nat Borchers.....	83	3
Ugo Ihemelu.....	63	3
9 Players tied with.....		2

CORNER KICKS

PLAYER.....	GP	CK
Chris Henderson.....	178	340
Terry Cooke.....	106	331
Anders Limpar.....	36	141
Adrian Paz.....	53	141
Ross Paule.....	111	132

OFFSIDES

PLAYER.....	GP	OFF
Chris Henderson.....	178	157
Omar Cummings.....	120	82
John Spencer.....	88	79
Conor Casey.....	101	71
Paul Bravo.....	135	68

GAME-WINNING GOALS

PLAYER.....	GP	GWG
Paul Bravo.....	135	12
John Spencer.....	88	10
Conor Casey.....	101	9
Jorge Dely Valdes.....	52	8
Wolde Harris.....	93	8

GAME-WINNING ASSISTS

PLAYER.....	GP	GWA
Chris Henderson.....	178	10
Ross Paule.....	111	9
Kyle Beckerman.....	145	8
4 Players tied with.....		7

HAT TRICKS

PLAYER.....	GP	HATS
Conor Casey.....	101	3
Chris Carrieri.....	69	1
Jeff Cunningham.....	26	1
Sanna Nyassi.....	26	1
John Spencer.....	88	1

MULTI-GOAL GAMES

PLAYER.....	GP	GAMES
Paul Bravo.....	135	7
Conor Casey.....	101	6
Omar Cummings.....	120	4
Wolde Harris.....	93	4
John Spencer.....	88	4

PENALTY-KICK GOALS

PLAYER.....	GP	PKG
Conor Casey.....	101	10
John Spencer.....	88	9
Jovan Kirovski.....	61	7
Wolde Harris.....	93	6
Chris Henderson.....	178	6

ALL-TIME RAPIDS RECORDS

GAMES PLAYED IN GOAL

PLAYER.....	GP
Joe Cannon	86
Matt Pickens	82
Marcus Hahnemann.....	66
Scott Garlick.....	53
Bouna Coundoul.....	52

GAMES STARTED IN GOAL

PLAYER.....	GS
Joe Cannon	85
Matt Pickens	82
Marcus Hahnemann.....	65
Scott Garlick.....	53
Bouna Coundoul.....	51

MINUTES PLAYED IN GOAL

PLAYER.....	MIN
Joe Cannon	7584
Matt Pickens	7380
Marcus Hahnemann.....	5847
Scott Garlick.....	4850
Bouna Coundoul.....	4638

GOALS AGAINST AVERAGE

PLAYER.....	GP	GAA
Matt Pickens	82	1.16
Bouna Coundoul.....	52	1.16
Joe Cannon	86	1.26
Scott Garlick.....	53	1.54
Marcus Hahnemann.....	66	1.59

Minimum: 4000 minutes played

WINNING PERCENTAGE

PLAYER.....	GP	WON	LOST	TIED	PCT
Marcus Hahnemann.....	66	39	25	0	.609
Matt Pickens	82	32	23	27	.555
Joe Cannon	86	29	32	22	.482
Scott Garlick.....	53	20	22	11	.481

Minimum: 20 wins

GOALKEEPER WINS

PLAYER.....	GP	WON
Marcus Hahnemann.....	66	39
Matt Pickens	82	32
Joe Cannon	86	29
Scott Garlick.....	53	20
Bouna Coundoul.....	52	17

GOALKEEPER LOSSES

PLAYER.....	GP	LOST
Joe Cannon	86	32
Marcus Hahnemann.....	66	25
Matt Pickens	82	23
Bouna Coundoul.....	52	22
Scott Garlick.....	53	22

SAVES

PLAYER.....	GP	SVS
Joe Cannon	86	349
Marcus Hahnemann.....	66	317
Scott Garlick.....	53	211
Matt Pickens	82	204
Bouna Coundoul.....	52	189

SHUTOUTS

PLAYERS.....	GP	SHO
Joe Cannon	86	25
Matt Pickens	82	22
Bouna Coundoul.....	52	16
Scott Garlick.....	53	14
Marcus Hahnemann.....	66	13

SAVES PERCENTAGE

PLAYER.....	GP	SAVES	SOG	PCT
Joe Cannon	86	349	472	73.9
Bouna Coundoul.....	52	189	257	73.5
Marcus Hahnemann.....	66	317	439	72.2
Scott Garlick.....	53	211	307	68.7
Matt Pickens	82	204	300	68.0

Minimum: 175 saves

RAPIDS TEAM STREAKS

ALL-GAME

#	START	STOP
7	04/10/1999	05/27/1999
9	04/30/2011	06/11/2011
6	08/28/1997	09/26/1997
10	06/02/2007	08/04/2007

HOME GAMES

#	START	STOP
9	09/02/1998	06/26/1999
16	05/31/2003	05/22/2004
4	05/19/2001	06/16/2001
7	04/22/2011	07/03/2011

ROAD GAMES

#	START	STOP
4	06/12/1999	07/31/1999
5	05/04/2011	06/11/2011
7	09/21/1996	06/07/1997
7	04/11/1998	07/19/1998
7	08/02/2000	04/21/2001
7	09/18/2004	05/21/2005
11	06/02/2007	09/29/2007

LONGEST SHUTOUT STREAKS (MINUTES)

PLAYER	MIN	START	STOP
Scott Garlick	391	7/09/2003	8/13/2003

Bouna Coundoul	374	8/04/2007	9/02/2007
Matt Pickens	362	5/05/2010	6/09/2010
Joe Cannon	339	8/11/2004	9/04/2004
Ian Feuer	320	7/25/1999	8/08/1999

CONSECUTIVE MINUTES WITHOUT SCORING A GOAL

MIN	START	STOP
499	9/18/1999	end of season
396	5/03/2003	5/31/2003
383	6/28/2007	7/22/2007
360	5/22/2004	6/19/2004
357	9/13/2006	9/30/2006

CONSECUTIVE MINUTES WITHOUT ALLOWING A GOAL

MIN	START	STOP
391	7/09/2003	8/13/2003
374	8/04/2007	9/02/2007
362	5/05/2010	6/09/2010
339	8/11/2004	9/04/2004
320	7/25/1999	8/08/1999

ALL-TIME RAPIDS RECORDS

COACHING HISTORY

YEAR	COACH	REGULAR SEASON							PLAYOFFS						
		W	L	T	PCT	OT	SHO	PTS	W	L	T	PCT	OT	SHO	
1996	Bobby Houghton	11	20	0	.355	0-0-0	2-4	29	0	0	0	.000	0-0-0	0-0	
	Roy Wegerle	0	1	0	.000	0-0-0	0-0	0	0	0	.000	0-0-0	0-0		
1997	Glenn Myernick	14	18	0	.438	0-0-0	2-3	38	4	1	0	.800	0-0-0	0-0	
1998	Glenn Myernick	16	16	0	.500	0-0-0	2-2	44	0	2	0	.000	0-0-0	0-1	
1999	Glenn Myernick	20	12	0	.625	0-0-0	6-3	48	0	2	0	.000	0-0-0	0-0	
2000	Glenn Myernick	13	15	4	.469	3-1-4	0-0	43	0	2	1	.167	0-0-1	0-0	
2001	Tim Hankinson	5	13	8	.346	0-1-8	0-0	23	0	0	0	.000	0-0-0	0-0	
2002	Tim Hankinson	13	11	4	.536	1-1-4	0-0	43	1	3	1	.300	0-0-1	0-0	
2003	Tim Hankinson	11	12	7	.483	1-0-7	0-0	40	0	1	1	.250	0-0-0	0-0	
2004	Tim Hankinson	10	9	11	.517	0-0-0	0-0	41	1	1	0	.500	0-0-0	0-0	
2005	Fernando Clavijo	13	13	6	.500	0-0-0	0-0	45	1	1	1	.500	1-0-0	0-0	
2006	Fernando Clavijo	11	13	8	.469	0-0-0	0-0	41	1	2	0	.333	1-0-0	0-0	
2007	Fernando Clavijo	9	13	8	.433	0-0-0	0-0	35	0	0	0	.000	0-0-0	0-0	
2008	Fernando Clavijo	6	10	3	.395	0-0-0	0-0	21	0	0	0	---	0-0-0	0-0	
	Gary Smith	5	4	2	.545	0-0-0	0-0	17	0	0	0	---	0-0-0	0-0	
2009	Gary Smith	10	10	10	.500	0-0-0	0-0	40	0	0	0	---	0-0-0	0-0	
2010	Gary Smith	12	8	10	.567	0-0-0	0-0	46	3	0	1	.875	1-0-1	0-0	
2011	Gary Smith	12	9	13	.544	0-0-0	0-0	49	1	2	0	.333	0-0-0	0-0	
TOTALS		191	207	94	.483	5-3-23	12-12	594	12	17	4	.424	2-0-2	0-1	

ALL-TIME ATTENDANCE

REGULAR SEASON

OVERALL REC.	GAMES	HOME GAMES		ROAD GAMES		HOME RANK	LARGEST HOME CROWD		
		TOTAL	AVERAGE	GAMES	TOTAL			AVERAGE	
1996	11-21-0	16	163,413	10,213	16	213,236	13,327	10th	21,711 (4/21/96, 3-1 W vs. DAL)
1997	14-18-0	16	189,355	11,835	16	191,467	11,967	7th	36,252 (7/04/97, 3-1 W vs. SJ)
1998	16-16-0	16	236,995	14,812	16	198,557	12,410	6th	46,722 (7/04/98, 1-0 W vs. MET)
1999	20-12-0	16	224,459	14,029	16	198,883	12,430	8th	51,025 (7/04/99, 0-3 L vs. CLB)
2000	13-15-4	16	201,281	12,580	16	173,994	10,875	8th	53,126 (7/04/00, 2-1 W vs. CHI)
2001	5-13-8	13	214,249	16,481	13	195,095	15,007	5th	60,500 (7/04/01, 3-1 W vs. DC)
2002	13-11-4	14	289,622	20,687	14	180,590	12,899	1st	61,202 (7/04/02, 3-2 W vs. CHI)
2003	11-12-7	15	251,578	16,772	15	205,612	13,707	2d	60,142 (7/04/03, 3-2 W vs. KC)
2004	10-9-11	15	212,925	14,195	15	258,502	17,233	7th	41,979 (7/04/04, 1-0 W vs. NE)
2005	13-13-6	16	218,206	13,638	16	222,844	13,928	7th	41,987 (7/04/05, 2-1 W vs. KC)
2006	11-13-8	16	192,894	12,056	16	246,340	15,396	10th	39,205 (7/04/06, 3-2 W vs. NE)
2007	9-13-8	15	221,229	14,749	15	215,154	14,344	11th	18,458 (5/26/07, 1-0 W vs. LA)
2008	11-14-5	15	204,884	13,659	15	220,131	14,675	12th	18,776 (7/04/08, 4-0 W vs. NY)
2009	10-10-10	15	184,963	12,331	15	236,851	15,790	14th	19,680 (7/04/09, 1-2 L vs. CHI)
2010	12-8-10	15	199,929	13,329	15	253,054	16,870	12th	18,363 (7/04/10, 1-1 T vs. NY)
2011	12-9-13	17	252,248	14,838	17	283,265	16,663	12th	18,277 (6/18/11, 1-3 L vs. LA)
TOTAL	191-207-94	246	3,458,230	14,058	246	3,493,575	14,202	6th	

PLAYOFFS

OVERALL REC.	GAMES	HOME GAMES		ROAD GAMES		HOME RANK	LARGEST HOME CROWD		
		TOTAL	AVERAGE	GAMES	TOTAL			AVERAGE	
1997	4-1-0	2	31,569	15,785	2	17,550	8,775	3rd	18,452 (10/15/97, 2-1 W vs. DAL)
1998	0-2-0	1	6,582	6,582	1	12,610	12,610	8th	6,582 (10/05/98, 0-1 L vs. CHI)
1999	0-2-0	1	6,542	6,542	1	16,307	16,307	8th	6,542 (10/24/99, 0-2 L vs. LA)
2000	0-2-1	1	8,789	8,789	2	12,838	6,419	4th	8,789 (9/20/00, 0-0 T vs. KC)
2002	1-3-1	2	22,004	11,002	3	39,110	13,037	3rd	12,367 (10/9/02, 0-1 L vs. LA)
2003	0-1-1	1	6,434	6,434	1	10,712	10,712	8th	6,434 (11/4/03, 1-1 T vs. KC)
2004	1-1-0	1	8,028	8,028	1	20,026	20,026	7th	8,028 (10/22/04, 1-0 W vs. LA)
2005	1-1-1	2	22,414	11,207	1	10,104	10,104	6th	12,789 (11/05/05, 0-2 L vs. LA)
2006	1-2-0	1	4,176	4,176	2	38,593	19,297	8th	4,176 (10/21/06, 1-2 L vs. DAL)
2010	4-1-0	2	29,651	14,826	1	10,322	10,322	5th	17,779 (11/13/10, 1-0 W vs. SJ)
2011	1-2-0	2	16,404	8,202	1	18,565	18,565	9th	8,601 (10/30/11, 0-2 L vs. KC)
TOT..	13-18-4	16	162,593	10,162	16	206,737	12,921	9th	

ALL-TIME RAPIDS RECORDS

ALL-TIME COLORADO RAPIDS STATISTICS (191-207-94, 643 pts.)

#	POS	PLAYER	GP	GS	MIN	G	A	SHT	SOG	FC	FS	OFF	CK	C	E
9	F	Conor Casey	101	88	7475	48	13	223	101	196	123	71	0	27	2
9	M	Paul Bravo	135	119	10351	39	22	287	131	146	196	68	8	11	0
7	M	John Spencer	88	79	7249	37	17	258	115	124	148	79	26	14	2
14	F	Omar Cummings	120	91	8442	33	25	258	114	83	144	82	1	9	0
19	M	Chris Henderson	178	170	14784	31	53	342	151	254	242	157	340	16	2
13	F	Wolde Harris	93	54	5218	27	17	158	81	133	79	51	2	6	0
20	M	Mark Chung	84	82	7388	26	20	217	96	80	144	10	119	1	1
17	D	Marcelo Balboa	151	146	13379	24	23	266	96	125	147	8	0	11	1
15	F	Chris Carrieri	69	56	5280	19	17	128	61	70	95	63	7	13	0
20	M	Ross Paule	111	78	7635	18	29	117	53	118	99	9	132	11	0
11	F	Jorge Dely Valdes	52	40	3767	17	7	120	53	58	87	49	1	4	0
10	F	Peguero Jean Philippe	46	38	3399	14	11	93	42	104	76	61	0	7	1
7	F	Jovan Kirovski	61	57	4656	12	4	90	35	66	49	42	5	8	0
11	F	Jeff Cunningham	26	17	1670	12	3	55	31	18	52	26	1	4	0
15	F	Junior Agogo	32	26	2533	11	7	129	60	55	49	49	5	2	0
13	F	Jean Harbor	29	27	2111	11	4	61	33	43	39	24	0	3	1
4	D	Steve Trittschuh	91	91	8146	11	4	95	41	142	79	2	0	19	1
4	M	Jeff Larentowicz	64	63	5668	11	2	78	31	76	55	1	1	9	0
5	M	Kyle Beckerman	145	123	1100	10	16	169	74	245	165	5	8	30	1
11	F	Colin Clark	84	70	6231	10	10	117	36	74	92	19	60	13	1
9	F	Shaun Bartlett	36	31	2830	9	9	99	45	35	34	27	3	6	0
6	D	Peter Vermes	89	88	7761	8	11	45	15	98	112	4	39	9	1
20	F	Nicolas Hernandez	51	46	3998	8	7	66	25	71	76	36	35	3	0
15	F	Jacob Peterson	92	49	4559	8	5	79	32	27	50	15	12	3	0
19	M	Dedi Ben Dayan	24	15	1285	8	4	38	19	14	20	13	0	1	0
8	M	Mehdi Ballouchy	77	62	5560	7	18	91	30	65	90	16	116	11	1
11	M	Joey DiGiamarino	75	48	4704	7	8	54	22	84	93	12	9	12	0
11	M	Adrian Paz	53	52	4368	6	24	92	41	68	131	54	141	11	0
10	F	Waldir	23	17	1382	6	6	48	23	23	9	22	1	2	0
16	F	Herculez Gomez	37	21	2181	6	3	74	29	50	66	19	29	7	0
21	F	Caleb Folan	26	16	1521	6	2	40	16	27	25	17	0	5	1
30	F	Zizi Roberts	17	12	1092	6	0	37	17	26	23	21	0	0	0
25	M	Pablo Mastroeni	216	210	18214	5	16	78	17	326	252	5	0	56	6
6	M	David Patino	23	22	1741	5	6	42	20	6	11	1	16	1	0
23	M	Sanna Nyassi	26	17	1586	5	5	61	24	24	33	11	74	4	0
10	M	Alain Nkong	33	22	1931	5	4	50	18	52	47	0	1	9	0
15	M	Wells Thompson	58	35	3222	5	3	38	17	51	62	6	15	9	0
20	F	Tom McManus	22	15	1307	5	2	44	22	17	15	16	6	2	1
3	D	Drew Moor	70	70	6300	5	1	42	16	40	62	4	1	10	0
11	M	Terry Cooke	106	90	7897	4	34	98	39	23	69	9	331	5	0
20	M	Jamie Smith	46	37	3092	4	13	58	27	33	37	0	110	3	0
10	F	Roy Wegerle	36	29	2451	4	7	41	20	40	30	40	49	3	0
11	M	Zach Kingsley	29	16	1555	4	4	25	20	31	47	6	16	2	0
28	F	Jordan Cila	21	15	1310	4	2	24	16	22	17	2	0	2	0
27	F	Marquis White	42	5	933	4	2	23	10	12	17	12	0	0	0
3	M	Sean Henderson	55	43	3696	4	0	33	17	67	48	1	6	8	1
22	M	Nick LaBrocca	61	57	4897	4	0	58	28	61	40	3	0	6	0
10	M	Anders Limpar	36	28	2474	3	15	40	16	56	74	7	141	7	1
10	M	Christian Gomez	20	17	1423	3	6	36	18	15	30	7	35	2	0
27	D	Kosuke Kimura	105	97	8657	3	6	34	12	54	70	3	5	6	0
14	F	Scott Benedetti	35	33	2948	3	5	46	14	44	77	4	13	1	0
30	F	Thiago Martins	25	14	1393	3	4	46	19	44	38	22	0	6	0
21	F	Raul Diaz Arce	12	10	764	3	3	18	8	13	17	22	0	0	0
7	M	Marquinho	11	5	596	3	3	17	8	13	10	1	9	1	0
19	F	Roberto Brown	13	8	696	3	0	14	4	31	11	16	0	2	1

ALL-TIME RAPIDS RECORDS

#	POS	PLAYER	GP	GS	MIN	G	A	SHT	SOG	FC	FS	OFF	CK	C	E
12	D	Mike Petke	80	79	6728	3	0	18	6	98	46	2	0	21	2
33	F	Matt Okoh	21	12	1039	2	6	36	5	40	34	9	0	4	0
12	M	Wes Hart	68	60	5344	2	5	39	14	108	91	11	1	14	0
5	M	Jason Bent	51	46	4284	2	4	26	9	58	66	2	0	7	1
21	M	Matt Crawford	52	41	3678	2	4	24	11	45	53	0	40	4	0
20	F	Henry Zambrano	18	13	1077	2	4	23	12	19	21	18	8	2	0
26	M	Nat Borchers	83	82	7432	2	2	24	7	99	55	0	0	14	3
7	F	Luchi Gonzalez	22	19	1457	2	2	22	14	22	46	19	7	1	0
3	F	Richard Sharpe	17	7	681	2	2	27	15	9	11	4	0	2	0
8	M	Seth Trembly	52	17	2135	2	2	34	15	58	60	1	20	10	0
12	F	Quincy Amarikwa	28	7	748	2	1	25	7	27	19	11	1	1	1
5	D	Facundo Erpen	38	35	3029	2	1	24	6	44	30	0	0	5	2
9	M	Clint Mathis	25	16	1346	2	1	31	9	19	14	1	39	3	1
19	D	Scott Vermillion	37	31	2837	2	1	27	9	73	30	2	1	8	0
26	F	Fabrice Noel	16	3	496	2	0	16	10	6	24	5	0	0	0
12	F	Pat Noonan	17	9	843	2	0	19	5	12	16	1	4	0	0
29	D	Scott Palguta	48	29	2859	2	0	6	2	18	8	0	0	6	0
10	M	Carlos Valderrama	39	39	3609	1	19	22	8	21	59	0	10	1	1
3	M	Eric Denton	53	52	4583	1	7	33	5	63	40	8	49	7	1
3	M	Ritchie Kotschau	116	106	9719	1	7	52	11	144	85	2	1	11	1
11	M	Imad Baba	32	22	2074	1	6	39	18	42	36	2	40	9	0
26	F	Alberto Delgado	13	9	742	1	3	15	6	15	25	7	0	0	0
12	D	Matt Kmosko	62	62	5548	1	3	11	7	76	52	1	7	11	1
11	M	Brian Mullan	29	24	2095	1	3	21	7	46	32	2	1	4	1
19	M	Kevin Anderson	21	13	1003	1	2	18	7	18	12	2	3	0	1
4	D	Ugo Ihemelu	63	58	5234	1	2	17	6	97	74	0	0	13	3
6	D	Jose Burciaga Jr.	12	9	818	1	1	10	5	7	8	0	1	0	0
19	F	Andre Akpan	13	5	492	1	0	17	6	8	9	2	0	0	0
21	D	Julien Baudet	28	23	1940	1	0	20	2	20	11	1	0	5	2
9	M	Jose Cancela	11	5	611	1	0	15	8	6	24	1	23	0	0
28	M	John DiRaimondo	11	8	714	1	0	5	1	13	6	0	0	2	0
7	D	Cory Gibbs	29	28	2385	1	0	7	3	38	25	0	0	10	0
26	D	Mike Holody	4	0	80	1	0	1	1	2	0	0	0	2	0
16	F	Darren Sawatzky	14	5	494	1	0	11	2	10	6	2	1	2	0
33	D	Daniel Wasson	22	9	989	1	0	14	6	10	10	1	0	3	0
14	D	Chris Martinez	108	95	8337	0	9	30	16	148	48	0	0	12	0
24	M	Jason Moore	53	46	4183	0	9	30	7	84	160	13	57	7	0
1	G	Marcus Hahnemann	66	65	5847	0	6	0	0	3	18	0	0	7	0
7	D	David Vaudreuil	66	65	5740	0	6	38	10	79	69	6	5	4	1
23	D	Antonio de la Torre	28	28	2409	0	5	29	7	30	13	0	87	5	0
15	D	Tahj Jakins	61	34	3139	0	5	13	5	77	38	2	0	7	1
22	M	Raul Palacios	16	8	836	0	5	12	2	34	6	0	6	5	0
2	D	Jordan Harvey	45	42	3793	0	4	10	3	42	25	4	0	3	0
21	F	Paul Dougherty	24	19	1596	0	3	24	9	22	32	0	13	2	0
4	D	Robin Fraser	74	72	6502	0	3	6	0	73	44	0	0	7	2
4	M	Dan Gargan	49	31	3023	0	3	13	3	45	30	0	2	7	0
10	F	Macoumba Kandji	16	5	460	0	3	10	3	9	11	9	0	0	0
16	D	Jeff Stewart	31	27	2331	0	3	7	4	52	36	0	0	9	0
16	F	Jason Boyce	10	3	274	0	2	5	2	3	9	1	0	0	0
21	M	Tote Castaneda	24	18	1642	0	2	10	3	13	37	2	2	0	0
2	D	Hunter Freeman	47	38	3348	0	2	13	4	50	41	0	0	11	2
3	D	Lance Key	34	34	3133	0	2	19	3	64	42	0	1	9	0
2	D	Matt McKeon	28	27	2415	0	2	29	10	80	31	0	0	9	0
2	M	Felipe Rodriguez	10	5	472	0	2	1	1	6	9	1	16	0	0
22	F	Casey Schmidt	13	1	363	0	2	4	0	6	7	0	0	0	0
6	D	Anthony Wallace	17	15	1274	0	2	6	1	12	8	0	0	6	0
22	D	Marvell Wynne	56	55	4913	0	2	5	1	33	30	0	2	5	0

ALL-TIME RAPIDS RECORDS

#	POS	PLAYER	GP	GS	MIN	G	A	SHT	SOG	FC	FS	OFF	CK	C	E
7	D	Rafael Amaya	7	3	236	0	1	2	1	11	2	0	0	1	0
24	G	Adin Brown	22	22	1976	0	1	0	0	1	6	0	0	2	0
15	D	Scott Cannon	21	16	1582	0	1	10	3	30	13	0	1	3	0
1	G	Bouna Coundoul	52	51	4638	0	1	1	0	4	11	0	0	5	0
28	D	Leo Cullen	15	8	750	0	1	1	0	4	3	0	0	3	0
22	F	Raimo De Vries	4	4	355	0	1	5	2	2	3	8	0	0	0
1	G	Scott Garlick	53	53	4850	0	1	0	0	2	6	0	1	5	0
3	M	Rafael Gomes	7	2	282	0	1	0	0	0	7	0	0	0	0
5	D	Denis Hamlett	31	31	2790	0	1	3	1	45	25	1	0	7	0
18	D	Aitor Karanka	27	27	2414	0	1	11	4	25	25	0	0	3	0
34	F	Tyrone Marshall	28	24	2194	0	1	7	0	26	14	0	0	4	0
8	D	Tim Martin	19	15	1295	0	1	4	0	21	19	0	1	4	0
14	F	Rey Angel Martinez	7	3	314	0	1	9	2	5	10	1	2	1	0
18	D	Guy Melamed	14	10	911	0	1	10	2	29	12	0	0	4	2
21	F	Marvin Quijano	6	0	77	0	1	2	1	2	2	0	4	0	0
13	D	Steve Shak	6	4	398	0	1	3	2	15	3	0	4	3	0
2	D	Rick Titus	25	25	2202	0	1	5	3	48	16	0	0	9	0
5	D	Geoff Aunger	1	1	82	0	0	1	0	1	2	0	0	0	0
16	M	Brian Bates	30	14	1436	0	0	9	4	13	13	0	0	3	0
28	F	Alex Blake	3	0	24	0	0	1	0	2	1	0	0	0	0
17	G	Preston Burpo	24	24	2160	0	0	0	0	2	3	0	0	3	0
6	D	Ian Butterworth	17	17	1379	0	0	5	2	18	8	0	0	4	0
4	D	Adrian Cann	2	0	11	0	0	0	0	0	0	0	0	0	0
1	G	Joe Cannon	86	85	7584	0	0	0	0	4	8	0	0	5	0
18	F	David Castellanos	3	1	132	0	0	3	1	2	1	2	0	1	0
21	M	Nico Colaluca	4	0	62	0	0	1	0	1	0	0	0	0	0
32	D	Miguel Comminges	4	4	322	0	0	0	0	3	1	0	0	1	1
6	M	Greg Dalby	14	2	270	0	0	3	2	2	3	0	0	1	0
2	D	Chris Dawes	16	16	1478	0	0	6	4	36	9	0	0	6	1
18	M	Danny DeVall	2	1	110	0	0	0	0	1	0	0	0	0	0
18	F	Jeff DiMaria	4	2	193	0	0	2	1	5	6	0	0	1	0
10	F	Facundo Diz	8	0	97	0	0	1	1	1	2	1	0	0	0
2	D	Danny Earls	22	18	1637	0	0	6	3	8	10	1	2	2	0
2	D	Troy Edwards	4	3	289	0	0	1	0	2	2	0	0	0	0
24	G	Ian Feuer	19	19	1696	0	0	0	0	0	3	0	0	1	0
27	G	Byron Foss	6	5	481	0	0	0	0	0	0	0	0	1	0
20	F	Neathan Gibson	8	1	154	0	0	6	2	5	2	1	0	0	0
13	F	Cornell Glen	1	0	13	0	0	0	0	1	0	1	0	0	0
31	F	Sasha Gotsmanov	1	0	21	0	0	0	0	0	0	0	1	0	0
18	G	Paul Grafer	13	12	1083	0	0	0	0	1	1	0	0	0	0
17	M	Kelly Gray	2	1	100	0	0	0	0	2	0	0	0	1	0
5	M	Rivers Guthrie	1	0	10	0	0	0	0	1	0	0	0	0	0
5	D	Ty Harden	7	1	87	0	0	0	0	1	1	0	0	0	0
18	D	Stephen Herdsman	36	28	2332	0	0	9	4	39	32	1	1	4	0
0	G	Dusty Hudock	9	9	810	0	0	0	0	1	0	0	0	2	0
6	D	Danny Jackson	1	0	15	0	0	0	0	1	0	0	0	0	0
18	M	Guillermo Jara	2	0	6	0	0	0	0	0	0	0	0	0	0
17	G	Ian Joyce	1	1	90	0	0	0	0	0	0	0	0	0	0
13	D	Stephen Keel	10	7	717	0	0	2	0	5	3	0	0	1	0
8	M	Dominic Kinnear	14	11	973	0	0	12	4	15	17	2	6	4	0
1	G	David Kramer	38	37	3465	0	0	0	0	1	2	0	0	1	0
16	M	Ross LaBaue	16	5	389	0	0	2	1	6	13	2	0	4	0
2	D	Ricky Lewis	21	19	1587	0	0	2	1	28	14	0	0	2	0
7	F	Claudio Lopez	11	0	200	0	0	8	4	0	1	0	14	0	0
30	M	Amir Lowery	1	0	1	0	0	0	0	0	0	0	0	0	0
20	M	Josh McKay	4	1	125	0	0	0	0	0	1	0	0	1	0
23	M	Martin Morales	1	1	61	0	0	1	0	2	2	0	2	0	0

ALL-TIME RAPIDS RECORDS

5	M	Joseph Nane	10	2	308	0	0	2	1	6	3	0	0	0	0	0
21	D	Andre Nunley	1	0	1	0	0	0	0	0	0	0	0	0	0	0
23	M	Ciaran O'Brien	1	0	19	0	0	0	0	1	1	0	0	0	0	1
16	M	Daniel Osorno	3	0	55	0	0	0	0	1	0	0	0	0	0	0
19	G	Russell Payne	1	0	14	0	0	0	0	1	0	0	0	1	1	0
18	G	Matt Pickens	82	82	7380	0	0	1	0	2	7	0	0	4	0	0
21	M	Ed Pinon	1	0	48	0	0	0	0	0	0	0	0	0	0	0
6	M	Daryl Powell	18	16	1348	0	0	9	2	45	21	1	0	6	1	0
6	D	Brandon Prideaux	21	21	1770	0	0	7	4	30	26	0	0	4	1	0
10	F	Steve Rammel	10	2	356	0	0	4	2	7	8	7	0	0	0	0
16	F	Gregory Richardson	1	0	11	0	0	0	0	1	0	0	0	0	0	0
13	D	Alberto Rizo	6	3	297	0	0	2	2	4	2	2	5	1	0	0
29	M	Tony Sanneh	9	5	524	0	0	4	1	7	1	0	0	2	0	0
13	F	Ross Schunk	3	0	10	0	0	0	0	1	0	0	0	0	0	0
33	F	Eugene Sepuya	1	0	18	0	0	0	0	1	0	0	2	0	0	0
77	F	Diego Serna	1	0	13	0	0	1	1	0	0	1	0	1	0	0
14	M	Musa Shannon	1	0	30	0	0	1	0	3	2	0	0	0	0	0
2	D	Gary Sullivan	16	4	339	0	0	8	3	5	1	0	0	1	0	0
13	F	Melvin Tarley	3	0	34	0	0	3	3	1	1	2	0	0	0	0
2	M	Keyeno Thomas	12	5	592	0	0	2	0	17	7	0	0	1	0	0
31	G	Zach Thornton	1	0	32	0	0	0	0	0	0	0	0	0	0	0
24	G	Scott Vallow	4	4	380	0	0	0	0	0	0	0	0	1	0	0
3	M	Greg Vanney	9	9	780	0	0	6	1	13	5	0	0	3	0	0
25	M	Craig Waibel	2	0	62	0	0	0	0	2	3	0	0	0	0	0
16	D	Chris Wingert	16	8	892	0	0	1	1	18	7	0	0	2	0	0
16	D	Alan Woods	1	0	5	0	0	0	0	0	0	0	0	0	0	0
1	G	Chris Woods	23	23	2070	0	0	0	0	1	4	0	0	0	0	0
33	M	Cesar Zambrano	1	1	90	0	0	0	0	1	1	0	0	0	0	0
		Own-goals received	14													
		TEAM TOTALS	492	492	44559	664	729	6258	2594	6879	6509	1519	2423	860	61	
		OPPONENT TOTALS	492	492	44559	733	798	6244	2744	6694	6698	1726	2380	804	66	

COLORADO RAPIDS INDIVIDUAL GOALKEEPING

#	POS	GOALKEEPER	GP	GS	MIN	SHTS	SV	GA	GAA	PG	PA	W	L	T	SO
17	G	Ian Joyce	1	1	90	4	4	0	0.00	0	0	1	0	0	1
27	G	Byron Foss	6	5	481	26	21	5	0.94	0	0	3	1	2	2
18	G	Matt Pickens	82	82	7380	300	204	95	1.16	10	10	32	23	27	22
1	G	Bouna Coundoul	52	51	4638	257	189	60	1.16	6	6	17	22	12	16
24	G	Ian Feuer	19	19	1696	99	70	23	1.22	2	2	10	9	0	8
1	G	Joe Cannon	86	85	7584	472	349	106	1.26	14	17	29	32	22	25
1	G	Scott Garlick	53	53	4850	307	211	83	1.54	7	8	20	22	11	14
1	G	Marcus Hahnemann	66	65	5847	439	317	103	1.59	8	11	39	25	0	13
24	G	Scott Vallow	4	4	380	22	14	7	1.66	2	2	0	2	2	0
17	G	Preston Burpo	24	24	2160	104	60	40	1.67	2	3	6	10	8	4
1	G	David Kramer	38	37	3465	234	153	85	1.69	4	5	16	15	7	6
0	G	Dusty Hudock	9	9	810	55	34	16	1.78	2	2	3	6	0	2
1	G	Chris Woods	23	23	2070	149	96	43	1.87	2	2	8	15	0	2
24	G	Adin Brown	22	22	1976	169	118	44	2.00	4	5	6	12	3	3
18	G	Paul Grafer	13	12	1083	102	60	39	3.24	1	1	1	12	0	1
31	G	Zach Thornton	1	0	32	3	1	2	5.63	0	0	0	1	0	0
19	G	Russell Payne	1	0	14	2	0	2	12.86	1	1	0	0	0	0
		TEAM TOTALS	492	492	44559	2744	1901	733	1.48	65	75	191	207	94	121
		OPPONENT TOTALS	492	492	44559	2594	1844	664	1.34	62	79	207	191	94	112

TEAM VS. TEAM

REGULAR SEASON

vs. TEAM	GP	OVERALL					HOME GAMES					ROAD GAMES						
		W-L-T	OT	ShO	GF	GA	GP	W-L-T	OT	ShO	GF	GA	GP	W-L-T	OT	ShO	GF	GA
Chicago	36	11-17-8	1-1-3	1-0	46	60	17	8-3-6	1-0-3	1-0	28	20	19	3-14-2	0-1-0	0-0	18	40
Columbus	35	16-11-8	1-0-3	2-1	48	44	17	10-3-4	1-0-1	1-0	20	13	18	6-8-4	0-0-2	1-1	28	31
D.C. United	36	13-16-7	0-0-4	1-2	48	59	18	10-6-2	0-0-2	0-1	32	23	18	3-10-5	0-0-2	1-1	16	36
FC Dallas	53	18-25-10	0-0-1	1-2	64	87	26	13-7-6	0-0-1	0-0	38	35	27	5-18-4	0-0-0	1-2	26	52
Sporting KC	49	17-20-12	0-0-6	3-1	65	83	25	14-4-7	0-0-4	2-1	41	30	24	3-16-5	0-0-2	1-0	24	53
Los Angeles	56	21-29-6	3-2-1	1-2	66	88	28	15-9-4	2-0-1	0-1	37	31	28	6-20-2	1-2-0	1-1	29	57
New England	38	18-11-9	0-0-2	1-2	63	49	19	12-3-4	0-0-0	1-0	36	16	19	6-8-5	0-0-2	0-2	27	33
New York	35	16-14-5	0-0-1	0-0	54	53	18	9-6-3	0-0-1	0-0	27	18	17	7-8-2	0-0-0	0-0	27	35
Miami	10	3-7-0	0-0-0	0-0	15	18	5	3-2-0	0-0-0	0-0	11	5	5	0-5-0	0-0-0	0-0	4	13
San Jose	48	18-21-9	0-0-2	2-1	64	69	24	10-10-4	0-0-1	1-0	31	27	24	8-11-5	0-0-1	1-1	33	42
Tampa Bay	15	8-7-0	0-0-0	0-1	25	22	8	5-3-0	0-0-0	0-1	14	8	7	3-4-0	0-0-0	0-0	11	14
Chivas USA	19	9-5-5	0-0-0	0-0	32	24	9	3-1-5	0-0-0	0-0	18	11	10	6-4-0	0-0-0	0-0	14	13
Real Salt Lake	22	8-7-7	0-0-0	0-0	22	22	11	5-2-4	0-0-0	0-0	14	10	11	3-5-3	0-0-0	0-0	8	12
Houston	16	5-7-4	0-0-0	0-0	19	23	9	4-3-2	0-0-0	0-0	8	7	7	1-4-2	0-0-0	0-0	11	16
Toronto FC	10	3-6-1	0-0-0	0-0	10	13	5	3-1-1	0-0-0	0-0	5	2	5	0-5-0	0-0-0	0-0	5	11
Seattle	6	1-4-1	0-0-0	0-0	7	12	3	1-1-1	0-0-0	0-0	3	3	3	0-3-0	0-0-0	0-0	4	9
Philadelphia	4	2-0-2	0-0-0	0-0	8	4	2	1-0-1	0-0-0	0-0	5	2	2	1-0-1	0-0-0	0-0	3	2
Portland	2	2-0-0	0-0-0	0-0	4	1	1	1-0-0	0-0-0	0-0	3	1	1	1-0-0	0-0-0	0-0	1	0
Vancouver	2	2-0-0	0-0-0	0-0	4	2	1	1-0-0	0-0-0	0-0	2	1	1	1-0-0	0-0-0	0-0	2	1
Montreal	0	0-0-0	0-0-0	0-0	0	0	0	0-0-0	0-0-0	0-0	0	0	0	0-0-0	0-0-0	0-0	0	0
TOTALS	492	191-207-94	5-3-23	12-12	664	733	246	128-64-5	4-0-14	6-4	373	263	246	63-143-4	1-3-9	6-8	291	470

PLAYOFF HISTORY

vs. TEAM	NO. OF SERIES	SERIES W-L	GP	W-L-T	OT	ShO	GF	GA	LAST MTG	ROUND	SERIES RESULT
Chicago	1	0-1	2	0-2-0	0-0-0	0-1	1	2	1998	Quarterfinals	Lost 2 games to 0
Columbus	2	2-0	3	3-1-0	1-1-0	0-0	3	2	2011	Play-In Match	Won 1 game to 0
D.C. United	1	0-1	1	0-1-0	0-0-0	0-0	1	2	1997	MLS Cup '97	Lost MLS Cup '97
FC Dallas	5	5-0	10	6-2-2	3-0-1	1-0	16	13	2010	MLS Cup '10	Won MLS Cup '10
KC-Sporting KC	4	1-3	9	2-5-2	0-0-1	0-0	9	13	2011	Quarterfinals	Lost 2 games to 0
Los Angeles	4	0-4	7	1-6-0	0-0-0	0-0	1	14	2005	W. Con. Champ.	Lost 1 game to 0
San Jose	1	1-0	1	1-0-0	0-0-0	0-0	1	0	2010	Semifinals	Won 1 game to 0
Houston	1	0-1	1	0-1-0	0-0-0	0-0	1	3	2006	W. Con. Champ.	Lost 1 game to 0
TOTALS	19	9-10	34	13-18-4	4-1-2	1-1	33	49			

ALL-TIME RESULTS BY OPPONENTS

Colorado Rapids vs. Chicago Fire

Colorado Rapids record: 11-17-8

04/25/1998	COL 4 vs CHI 4	SOW
05/23/1998	COL 0 at CHI 5	L
08/21/1998	COL 0 vs CHI 2	L
09/13/1998	COL 1 at CHI 3	L
05/16/1999	COL 1 at CHI 0	W
06/26/1999	COL 2 vs CHI 0	W
08/08/1999	COL 0 at CHI 5	L
10/06/1999	COL 0 vs CHI 1	L
05/03/2000	COL 2 at CHI 1	W
07/04/2000	COL 2 vs CHI 1	W (20T)
07/21/2000	COL 1 vs CHI 1	T (20T)
09/03/2000	COL 1 at CHI 2	L
07/14/2001	COL 0 at CHI 1	L
08/04/2001	COL 1 vs CHI 1	T (20T)
07/04/2002	COL 3 vs CHI 2	W
07/07/2002	COL 1 at CHI 2	L (0T)
05/25/2003	COL 0 at CHI 4	L
10/01/2003	COL 1 vs CHI 1	T (20T)
10/18/2003	COL 3 at CHI 4	L
05/29/2004	COL 0 at CHI 1	L
07/28/2004	COL 2 vs CHI 0	W
08/14/2004	COL 3 at CHI 0	W
05/21/2005	COL 1 at CHI 2	L
07/23/2005	COL 4 vs CHI 1	W
08/26/2006	COL 0 at CHI 1	L
09/13/2006	COL 1 vs CHI 0	W
04/15/2007	COL 1 vs. CHI 1	T
07/01/2007	COL 0 at CHI 0	T
04/26/2008	COL 1 at CHI 2	L
09/14/2008	COL 2 vs. CHI 0	W
07/04/2009	COL 1 vs. CHI 2	L
08/23/2009	COL 2 at CHI 3	L
04/03/2010	COL 2 vs. CHI 2	T
06/09/2010	COL 2 at CHI 2	T
04/30/2011	COL 1 vs. CHI 1	T
08/27/2011	COL 0 at CHI 2	L

All-Time Postseason Results

10/01/1998	COL 1 at CHI 1	SOL
10/05/1998	COL 0 vs CHI 1	L

Colorado Rapids vs. Chivas USA

Colorado Rapids record: 9-5-5

05/14/2005	COL 2 vs CHV 1	W
06/18/2005	COL 3 at CHV 1	W

09/24/2005	COL 3 at CHV 1	W
10/05/2005	COL 1 vs CHV 1	T
06/03/2006	COL 1 at CHV 4	L
06/21/2006	COL 1 vs CHV 1	T
07/20/2006	COL 3 vs CHV 3	T
09/23/2006	COL 0 at CHV 1	L
06/16/2007	COL 0 at CHV 2	L
09/16/2007	COL 1 vs. CHV 1	T
10/14/2007	COL 2 at CHV 1	W
05/24/2008	COL 1 vs. CHV 2	L
10/19/2008	COL 2 at CHV 1	W
03/21/2009	COL 1 at CHV 2	L
08/08/2009	COL 4 vs. CHV 0	W
03/26/2010	COL 1 at CHV 0	W
09/04/2010	COL 3 vs. CHV 0	W
03/26/2011	COL 1 at CHV 0	W
08/20/2011	COL 2 vs. CHV 2	T

Colorado Rapids vs. Columbus Crew

Colorado Rapids record: 16-11-8

05/19/1996	COL 4 at CLB 2	W
06/19/1996	COL 2 at CLB 2	SOW
07/07/1996	COL 2 vs CLB 1	W
03/29/1997	COL 1 at CLB 1	SOL
04/05/1997	COL 2 vs CLB 0	W
05/17/1997	COL 1 vs CLB 1	SOW
06/15/1997	COL 2 at CLB 0	W
09/16/1998	COL 4 at CLB 2	W
09/19/1998	COL 2 vs CLB 1	W
07/04/1999	COL 0 vs CLB 3	L
09/04/1999	COL 1 at CLB 2	L
04/22/2000	COL 3 at CLB 2	W
06/17/2000	COL 0 vs CLB 0	T (20T)
05/26/2001	COL 3 at CLB 3	T (20T)
07/20/2002	COL 1 at CLB 1	T (20T)
08/10/2002	COL 2 vs CLB 1	W
05/10/2003	COL 0 at CLB 2	L
08/16/2003	COL 2 vs CLB 1	W (0T)
06/26/2004	COL 2 at CLB 1	W
07/24/2004	COL 0 vs CLB 0	T
10/16/2004	COL 1 vs CLB 1	T
04/23/2005	COL 2 vs CLB 0	W
06/11/2005	COL 0 at CLB 1	L
04/08/2006	COL 3 vs CLB 1	W
05/13/2006	COL 0 at CLB 1	L
07/04/2007	COL 0 vs. CLB 0	T
09/02/2007	COL 1 at CLB 1	T

06/28/2008	COL 1 at CLB 2	L
07/27/2008	COL 0 vs. CLB 2	L
04/11/2009	COL 1 at CLB 1	T
08/01/2009	COL 0 vs. CLB 1	L
06/05/2010	COL 1 vs. CLB 0	W
08/21/2010	COL 1 at CLB 3	L
06/26/2011	COL 1 at CLB 4	L
08/05/2011	COL 2 vs. CLB 0	W

All-Time Postseason Results

10/28/2010	COL 1 vs. CLB 0	W
11/06/2010	COL 1 at CLB 2	W (20T)
10/27/2011	COL 1 vs. CLB 0	W

Colorado Rapids vs. FC Dallas

Colorado Rapids record: 18-25-10

04/21/1996	COL 3 vs DAL 1	W
05/29/1996	COL 2 vs DAL 0	W
06/15/1996	COL 1 at DAL 1	SOL
07/27/1996	COL 0 at DAL 3	L
04/20/1997	COL 1 at DAL 4	L
04/23/1997	COL 1 vs DAL 0	W
07/20/1997	COL 2 vs DAL 4	L
08/31/1997	COL 1 at DAL 4	L
03/21/1998	COL 1 at DAL 1	SOL
05/16/1998	COL 1 at DAL 2	L
08/15/1998	COL 0 vs DAL 1	L
09/26/1998	COL 3 vs DAL 1	W
05/08/1999	COL 1 at DAL 1	SOW
06/19/1999	COL 2 vs DAL 1	W
07/31/1999	COL 2 at DAL 0	W
08/18/1999	COL 0 vs DAL 3	L
03/25/2000	COL 1 at DAL 0	W
06/28/2000	COL 1 vs DAL 0	W
05/05/2001	COL 1 at DAL 0	W
06/16/2001	COL 3 vs DAL 6	L
05/18/2002	COL 1 at DAL 3	L
06/08/2002	COL 1 at DAL 4	L
07/27/2002	COL 2 vs DAL 2	T (20T)
09/01/2002	COL 3 vs DAL 2	W
06/21/2003	COL 1 at DAL 3	L
08/09/2003	COL 2 vs DAL 0	W
09/06/2003	COL 2 vs DAL 1	W
10/25/2003	COL 3 at DAL 4	L
04/03/2004	COL 1 at DAL 1	T
06/19/2004	COL 1 vs DAL 1	T
08/07/2004	COL 0 at DAL 1	L
09/04/2004	COL 2 vs DAL 1	W
04/09/2005	COL 0 vs DAL 0	T
05/18/2005	COL 1 at DAL 2	L

ALL-TIME RESULTS BY OPPONENTS

06/25/2005	COL 1 vs DAL 3	L
10/08/2005	COL 0 at DAL 0	T
04/15/2006	COL 2 vs DAL 2	T
06/24/2006	COL 0 at DAL 1	L
07/29/2006	COL 1 at DAL 4	L
08/30/2006	COL 0 vs DAL 2	L
04/22/2007	COL 1 at DAL 3	L
06/23/2007	COL 0 vs. DAL 1	L
08/04/2007	COL 0 at DAL 1	L
06/01/2008	COL 2 vs. DAL 1	W
07/19/2008	COL 2 at DAL 2	T
09/04/2008	COL 1 at DAL 0	W
06/24/2009	COL 1 vs. DAL 1	T
07/11/2009	COL 1 vs. DAL 0	W
10/17/2009	COL 1 at DAL 2	L
07/31/2010	COL 1 vs. DAL 1	T
10/09/2010	COL 2 at DAL 2	T
04/08/2011	COL 0 at DAL 3	L
10/01/2011	COL 1 vs. DAL 0	W

All-Time Postseason Results

10/12/1997	COL 1 at DAL 0	W
10/15/1997	COL 2 vs DAL 1	W
09/25/2002	COL 2 at DAL 4	L
09/28/2002	COL 1 vs DAL 0	W
10/02/2002	COL 2 at DAL 1	T (20T)
10/22/2005	COL 0 vs DAL 0	T
10/29/2005	COL 2 at DAL 2	SOW (20T)
10/21/2006	COL 1 vs DAL 2	L
10/28/2006	COL 3 at DAL 2	W (20T)
11/21/2010	COL 2 at DAL 1	W (20T)

Colorado Rapids vs. D.C. United

Colorado Rapids record: 13-16-7

06/02/1996	COL 2 vs DC 2	SOL
08/29/1996	COL 1 vs DC 2	L
09/21/1996	COL 1 at DC 3	L
04/12/1997	COL 2 vs DC 5	L
06/07/1997	COL 0 at DC 5	L
08/02/1997	COL 2 at DC 2	SOW
04/11/1998	COL 3 at DC 3	SOL
06/25/1998	COL 3 vs DC 1	W
07/10/1999	COL 2 at DC 1	W
08/28/1999	COL 0 vs DC 1	L
05/06/2000	COL 2 vs DC 5	L
07/01/2000	COL 1 at DC 1	T (20T)
06/30/2001	COL 1 at DC 1	T (20T)
07/04/2001	COL 3 vs DC 1	W

04/03/2002	COL 2 vs DC 0	W
06/19/2002	COL 0 at DC 2	L
04/26/2003	COL 1 vs DC 1	T (20T)
06/11/2003	COL 0 vs DC 0	T (20T)
08/13/2003	COL 0 at DC 1	L
05/22/2004	COL 2 vs DC 1	W
06/12/2004	COL 0 at DC 0	T
08/11/2004	COL 1 at DC 3	L
09/03/2005	COL 1 vs DC 0	W
09/17/2005	COL 0 at DC 2	L
05/06/2006	COL 2 vs DC 1	W
08/19/2006	COL 1 at DC 1	T
04/07/2007	COL 2 vs. DC 1	W
06/28/2007	COL 1 at DC 4	L
05/04/2008	COL 2 vs. DC 0	W
08/23/2008	COL 0 at DC 3	L
06/20/2009	COL 3 vs. DC 0	W
07/18/2009	COL 1 at DC 3	L
05/15/2010	COL 1 at DC 0	W
10/02/2010	COL 0 vs. DC 1	L
04/03/2011	COL 4 vs. DC 1	W
05/14/2011	COL 1 at DC 1	T

All-Time Postseason Results

10/26/1997	COL 1 at DC 2	L
------------	---------------	---

Colorado Rapids vs. Houston Dynamo

Colorado Rapids record: 5-7-4

04/02/2006	COL 2 at HOU 5	L
04/29/2006	COL 0 vs HOU 1	L
07/26/2006	COL 1 vs HOU 0	W
10/14/2006	COL 3 at HOU 3	T
05/05/2007	COL 1 vs. HOU 3	L
06/07/2007	COL 1 at HOU 2	L
08/11/2007	COL 1 vs. HOU 0	W
05/10/2008	COL 1 at HOU 2	L
06/21/2008	COL 0 vs. HOU 0	T
10/04/2008	COL 1 vs. HOU 3	L
04/19/2009	COL 0 at HOU 1	L
08/30/2009	COL 1 vs. HOU 0	W
06/26/2010	COL 2 at HOU 2	T
08/28/2010	COL 3 vs. HOU 0	W
05/04/2011	COL 2 at HOU 1	W
07/03/2011	COL 0 vs. HOU 0	T

All-Time Postseason Results

11/05/2006	COL 1 at HOU 3	L
------------	----------------	---

Colorado Rapids vs. Los Angeles Galaxy

Colorado Rapids record: 21-29-6

06/26/1996	COL 1 at LA 3	L
06/30/1996	COL 2 vs LA 1	W
08/01/1996	COL 2 vs LA 2	SOL
09/05/1996	COL 0 at LA 0	SOW
04/18/1997	COL 1 at LA 2	L
06/21/1997	COL 2 vs LA 1	W
07/27/1997	COL 1 vs LA 2	L
09/10/1997	COL 0 at LA 2	L
04/04/1998	COL 0 vs LA 1	L
05/06/1998	COL 4 at LA 7	L
06/18/1998	COL 1 at LA 2	L
08/05/1998	COL 1 vs LA 6	L
03/20/1999	COL 1 at LA 1	SOL
07/28/1999	COL 2 vs LA 0	W
09/18/1999	COL 1 vs LA 0	W
09/29/1999	COL 0 at LA 4	L
03/18/2000	COL 1 at LA 2	L
06/10/2000	COL 1 vs LA 0	W (0T)
08/16/2000	COL 0 at LA 1	L (20T)
09/08/2000	COL 1 vs LA 0	W (20T)
04/21/2001	COL 0 at LA 1	L
04/28/2001	COL 2 vs LA 3	L
09/01/2001	COL 2 at LA 3	L (20T)
09/08/2001	COL 0 vs LA 2	L
04/27/2002	COL 1 at LA 0	W (0T)
06/01/2002	COL 3 vs LA 2	W
07/13/2002	COL 1 vs LA 3	L
08/17/2002	COL 0 at LA 4	L
05/31/2003	COL 1 vs LA 0	W
06/07/2003	COL 0 at LA 2	L
06/25/2003	COL 2 vs LA 2	T (20T)
07/09/2003	COL 1 at LA 0	W
04/17/2004	COL 1 vs LA 1	T
05/15/2004	COL 1 at LA 1	T
07/10/2004	COL 0 at LA 2	L
07/14/2004	COL 0 vs LA 0	T
05/08/2005	COL 2 at LA 3	L
06/15/2005	COL 1 vs LA 0	W
08/06/2005	COL 2 vs LA 0	W
09/10/2005	COL 1 at LA 4	L
05/20/2006	COL 1 at LA 0	W
05/31/2006	COL 1 vs LA 0	W
08/12/2006	COL 1 vs LA 0	W
09/16/2006	COL 0 at LA 0	T
05/26/2007	COL 1 vs. LA 0	W
08/26/2007	COL 3 vs. LA 0	W
09/08/2007	COL 1 at LA 3	L

ALL-TIME RESULTS BY OPPONENTS

03/29/2008	COL 4 vs. LA 0	W
06/07/2008	COL 2 at LA 3	L
10/12/2008	COL 2 at LA 3	L
04/04/2009	COL 3 at LA 2	W
04/25/2009	COL 1 vs. LA 1	T
05/05/2010	COL 0 vs. LA 1	L
10/16/2010	COL 3 at LA 1	W
06/18/2011	COL 1 vs. LA 3	L
09/09/2011	COL 0 at LA 1	L

All-Time Postseason Results

10/17/1999	COL 0 at LA 3	L
10/24/1999	COL 0 vs LA 2	L
10/05/2002	COL 0 at LA 4	L
10/09/2002	COL 0 vs LA 1	L
10/22/2004	COL 1 vs LA 0	W
10/30/2004	COL 0 at LA 2	L
11/05/2005	COL 0 vs LA 2	L

Colorado Rapids vs. Miami Fusion

Colorado Rapids record: 3-7-0

05/02/1998	COL 2 at MIA 3	L
05/28/1998	COL 3 vs MIA 0	W
04/10/1999	COL 4 vs MIA 1	W
10/09/1999	COL 0 at MIA 2	L
05/13/2000	COL 1 vs MIA 2	L
05/20/2000	COL 0 at MIA 2	L
08/12/2000	COL 1 at MIA 4	L
08/30/2000	COL 3 vs MIA 1	W
04/07/2001	COL 1 at MIA 2	L
05/23/2001	COL 0 vs MIA 1	L

Colorado Rapids vs. New England Revolution

Colorado Rapids record: 18-11-9

05/25/1996	COL 2 at NE 2	SOL
07/24/1996	COL 2 vs NE 0	W
08/16/1996	COL 0 at NE 2	L
04/26/1997	COL 1 at NE 1	SOL
05/24/1997	COL 1 vs NE 2	L
08/09/1997	COL 3 vs NE 0	W
07/11/1998	COL 2 vs NE 1	W
07/29/1998	COL 3 at NE 1	W
05/01/1999	COL 2 at NE 1	W
08/06/1999	COL 0 vs NE 0	SOW
05/17/2000	COL 4 at NE 3	W
05/29/2000	COL 2 vs NE 1	W

05/19/2001	COL 0 vs NE 1	L
06/20/2001	COL 3 at NE 3	T (20T)
05/22/2002	COL 5 vs NE 2	W
06/15/2002	COL 1 vs NE 2	L
07/24/2002	COL 3 at NE 2	W
08/28/2002	COL 1 at NE 3	L
06/14/2003	COL 4 vs NE 1	W
06/28/2003	COL 2 at NE 3	L
09/18/2003	COL 0 at NE 0	T (20T)
05/07/2004	COL 0 vs NE 0	T
07/04/2004	COL 1 vs NE 0	W
09/18/2004	COL 1 at NE 6	L
05/28/2005	COL 0 at NE 0	T
08/17/2005	COL 2 vs NE 0	W
07/04/2006	COL 3 vs NE 2	W
09/30/2006	COL 1 at NE 3	L
08/16/2007	COL 3 vs. NE 0	W
09/29/2007	COL 0 at NE 1	L
04/12/2008	COL 1 at NE 0	W
09/20/2008	COL 1 vs. NE 1	T
05/16/2009	COL 1 at NE 1	T
10/03/2009	COL 1 vs. NE 1	T
04/24/2010	COL 2 at NE 1	W
09/18/2010	COL 3 vs. NE 0	W
05/07/2011	COL 0 at NE 0	T
07/23/2011	COL 2 vs. NE 2	T

Colorado Rapids vs. New York Red Bulls

Colorado Rapids record: 16-14-5

05/16/1996	COL 0 at MET 3	L
07/04/1996	COL 2 vs MET 1	W
08/11/1996	COL 0 vs MET 2	L
06/13/1997	COL 3 at MET 1	W
07/13/1997	COL 1 at MET 4	L
08/15/1997	COL 2 vs MET 0	W
07/04/1998	COL 1 vs MET 0	W
08/18/1998	COL 1 at MET 4	L
05/22/1999	COL 2 vs MET 0	W
06/12/1999	COL 1 at MET 0	W
06/24/2000	COL 1 vs MET 3	L
08/20/2000	COL 3 at MET 5	L
04/14/2001	COL 1 vs MET 1	T (20T)
05/16/2001	COL 0 at MET 1	L
04/13/2002	COL 1 vs MET 2	L
06/26/2002	COL 1 at MET 0	W
05/03/2003	COL 1 at MET 2	L
05/17/2003	COL 0 vs MET 2	L
07/26/2003	COL 1 vs MET 0	W

06/30/2004	COL 3 at MET 2	W
08/21/2004	COL 1 vs MET 0	W
04/30/2005	COL 1 vs MET 3	L
07/16/2005	COL 1 at MET 1	T
07/14/2006	COL 0 at NY 1	L
10/07/2006	COL 1 vs NY 1	T
05/13/2007	COL 1 at NY 0	W
07/08/2007	COL 0 vs. NY 1	L
07/04/2008	COL 4 vs. NY 0	W
09/27/2008	COL 5 at NY 4	W
05/30/2009	COL 3 at NY 2	W
07/25/2009	COL 4 vs. NY 0	W
07/04/2010	COL 1 vs. NY 1	T
09/11/2010	COL 1 at NY 3	L
05/25/2011	COL 2 at NY 2	T
07/20/2011	COL 4 vs. NY 1	W

Colorado Rapids vs. Philadelphia Union

Colorado Rapids record: 2-0-2

08/14/2010	COL 1 at PHI 1	T
09/29/2010	COL 4 vs. PHI 1	W
06/04/2011	COL 1 vs. PHI 1	T
07/29/2011	COL 2 at PHI 1	W

Colorado Rapids vs. Portland Timbers

Colorado Rapids record: 2-0-0

03/19/2011	COL 3 vs. POR 1	W
06/11/2011	COL 1 at POR 0	W

Colorado Rapids vs. Real Salt Lake

Colorado Rapids record: 8-7-7

04/16/2005	COL 0 at RSL 1	L
09/21/2005	COL 2 vs RSL 0	W
10/01/2005	COL 2 vs RSL 1	W
10/12/2005	COL 1 at RSL 0	W
05/27/2006	COL 2 at RSL 2	T
06/09/2006	COL 1 vs RSL 0	W
08/09/2006	COL 1 vs RSL 4	L
09/02/2006	COL 1 at RSL 0	W
04/30/2007	COL 2 at RSL 0	W
05/10/2007	COL 1 vs. RSL 1	T
09/22/2007	COL 0 at RSL 1	L
10/20/2007	COL 0 vs. RSL 1	L

ALL-TIME RESULTS BY OPPONENTS

05/15/2008	COL 2 vs. RSL 0	W
08/29/2008	COL 0 at RSL 2	L
10/25/2008	COL 1 vs. RSL 1	T
05/02/2009	COL 2 vs. RSL 0	W
06/06/2009	COL 1 at RSL 1	T
10/24/2009	COL 0 at RSL 3	L
09/25/2010	COL 1 at RSL 1	T
10/23/2010	COL 2 vs. RSL 2	T
04/13/2011	COL 0 at RSL 1	L
10/14/2011	COL 0 vs. RSL 0	T

Colorado Rapids vs. San Jose Earthquakes

Colorado Rapids record: 18-21-9

05/08/1996	COL 1 at SJ 3	L
07/17/1996	COL 1 vs SJ 2	L
08/25/1996	COL 0 at SJ 1	L
09/08/1996	COL 1 vs SJ 3	L
07/04/1997	COL 3 vs SJ 1	W
07/25/1997	COL 2 at SJ 1	W
09/17/1997	COL 1 vs SJ 2	L
09/28/1997	COL 3 at SJ 1	W
03/28/1998	COL 2 at SJ 2	SOW
05/09/1998	COL 2 vs SJ 3	L
06/06/1998	COL 2 vs SJ 0	W
08/23/1998	COL 3 at SJ 1	W
03/27/1999	COL 2 at SJ 2	SOL
05/27/1999	COL 4 vs SJ 2	W
06/03/1999	COL 3 at SJ 4	L
10/01/1999	COL 0 vs SJ 0	SOW
06/03/2000	COL 2 at SJ 4	L
07/08/2000	COL 0 vs SJ 1	L
07/15/2000	COL 2 at SJ 1	W
08/05/2000	COL 2 vs SJ 0	W
05/30/2001	COL 1 at SJ 1	T (20T)
06/02/2001	COL 1 vs SJ 2	L
07/07/2001	COL 3 vs SJ 1	W
08/25/2001	COL 2 at SJ 5	L
03/30/2002	COL 1 vs SJ 0	W
04/20/2002	COL 0 at SJ 2	L
06/22/2002	COL 0 at SJ 4	L
08/24/2002	COL 3 vs SJ 0	W
04/12/2003	COL 1 vs SJ 2	L
07/12/2003	COL 2 at SJ 0	W
08/30/2003	COL 2 at SJ 1	W
10/10/2003	COL 0 vs SJ 0	T (20T)
04/24/2004	COL 1 vs SJ 0	W
07/17/2004	COL 1 at SJ 3	L
08/28/2004	COL 0 at SJ 0	T
10/02/2004	COL 1 vs SJ 1	T

05/25/2005	COL 0 vs SJ 1	L
06/29/2005	COL 0 at SJ 1	L
07/20/2005	COL 1 vs SJ 2	L
08/13/2005	COL 1 at SJ 1	T
04/19/2008	COL 0 vs. SJ 2	L
07/12/2008	COL 1 at SJ 1	T
09/18/2009	COL 1 at SJ 1	T
09/23/2009	COL 1 vs. SJ 1	T
05/01/2010	COL 0 at SJ 1	L
08/07/2010	COL 1 vs. SJ 0	W
08/13/2011	COL 2 at SJ 1	W
09/24/2011	COL 1 vs. SJ 1	T

All-Time Postseason Results

11/13/2010	COL 1 vs. SJ 0	W
------------	----------------	---

Colorado Rapids vs. Seattle Sounders FC

Colorado Rapids record: 1-4-1

05/23/2009	COL 2 vs. SEA 2	T
06/28/2009	COL 0 at SEA 3	L
05/29/2010	COL 1 vs. SEA 0	W
07/25/2010	COL 1 at SEA 2	L
04/22/2011	COL 0 vs. SEA 1	L
07/16/2011	COL 3 at SEA 4	L

Colorado Rapids vs. Sporting Kansas City

Colorado Rapids record: 17-20-12

04/13/1996	COL 0 at KC 3	L
05/05/1996	COL 4 vs KC 0	W
07/10/1996	COL 0 at KC 2	L
08/07/1996	COL 4 vs KC 2	W
06/28/1997	COL 3 vs KC 3	SOL
08/28/1997	COL 0 at KC 1	L
09/06/1997	COL 1 vs KC 2	L
09/26/1997	COL 2 at KC 5	L
05/31/1998	COL 2 vs KC 1	W
07/19/1998	COL 1 at KC 4	L
08/08/1998	COL 1 at KC 3	L
09/02/1998	COL 3 vs KC 2	W
04/17/1999	COL 1 vs KC 1	SOW
07/07/1999	COL 2 at KC 1	W
09/10/1999	COL 0 vs KC 0	SOW
09/25/1999	COL 0 at KC 0	SOW
04/01/2000	COL 0 at KC 3	L
04/29/2000	COL 0 vs KC 5	L
08/02/2000	COL 1 at KC 3	L
08/26/2000	COL 1 vs KC 1	T (20T)

07/18/2001	COL 0 vs KC 0	T (20T)
08/12/2001	COL 2 vs KC 2	T (20T)
08/19/2001	COL 2 at KC 3	L
03/23/2002	COL 1 at KC 1	T (20T)
05/11/2002	COL 2 vs KC 0	W
09/14/2002	COL 2 at KC 1	W
09/20/2002	COL 1 vs KC 1	T (20T)
07/04/2003	COL 3 vs KC 2	W
08/22/2003	COL 2 at KC 2	T (20T)
09/13/2003	COL 1 vs KC 0	W
10/04/2003	COL 2 at KC 4	L
05/01/2004	COL 0 at KC 2	L
06/09/2004	COL 0 vs KC 1	L
09/10/2004	COL 3 vs KC 1	W
09/25/2004	COL 0 at KC 1	L
04/02/2005	COL 2 at KC 3	L
07/04/2005	COL 2 vs KC 1	W
07/08/2006	COL 1 vs KC 0	W
09/09/2006	COL 1 at KC 4	L
05/19/2007	COL 1 vs. KC 1	T
07/22/2007	COL 2 at KC 2	T
04/05/2008	COL 2 at KC 3	L
08/16/2008	COL 2 vs. KC 1	W
03/28/2009	COL 2 vs. KC 1	W
09/26/2009	COL 0 at KC 0	T
04/10/2010	COL 0 at KC 1	L
07/17/2010	COL 1 vs. KC 1	T
05/28/2011	COL 1 vs. KC 1	T
07/06/2011	COL 1 at KC 1	T

All-Time Postseason Results

10/04/1997	COL 3 at KC 0	W
10/08/1997	COL 3 vs KC 2	W
09/16/2000	COL 0 at KC 1	L
09/20/2000	COL 0 vs KC 0	T (20T)
09/24/2000	COL 2 at KC 3	L
11/04/2003	COL 1 vs KC 1	T
11/08/2003	COL 0 at KC 2	L
10/30/2011	COL 0 vs. KC 2	L
11/02/2011	COL 0 at KC 2	L

Colorado Rapids vs. Tampa Bay Mutiny

Colorado Rapids record: 8-7-0

05/11/1996	COL 1 vs TB 2	L
06/08/1996	COL 1 at TB 2	L
07/21/1996	COL 1 vs TB 3	L
08/03/1996	COL 1 at TB 3	L
05/03/1997	COL 2 vs TB 0	W
05/10/1997	COL 1 at TB 2	L
06/01/1997	COL 2 vs TB 0	W

ALL-TIME RESULTS BY OPPONENTS

04/19/1998	COL 3 vs TB 0	W
07/25/1998	COL 3 at TB 2	W
07/25/1999	COL 2 vs TB 2	SOL
08/13/1999	COL 1 at TB 0	W
04/08/2000	COL 1 vs TB 0	W
04/15/2000	COL 2 at TB 4	L
05/12/2001	COL 2 vs TB 1	W
07/21/2001	COL 2 at TB 1	W

Colorado Rapids vs. Toronto FC

Colorado Rapids record: 3-6-1

06/02/2007	COL 1 at TOR 2	L
10/07/2007	COL 1 vs. TOR 0	W
06/14/2008	COL 1 at TOR 3	L
08/09/2008	COL 0 vs. TOR 1	L

09/05/2009	COL 1 vs. TOR 0	W
09/12/2009	COL 2 at TOR 3	L
04/18/2010	COL 3 vs. TOR 1	W
07/10/2010	COL 0 at TOR 1	L
05/22/2011	COL 0 vs. TOR 0	T
09/17/2011	COL 1 at TOR 2	L



RAPIDS AWARD WINNERS

2011 RAPIDS AWARD WINNERS

MVP – Jeff Larentowicz
Budweiser Golden Boot – Jeff Larentowicz
Defensive Player of the Year – Drew Moor
U.S. Soccer Federation Humanitarian of the Year – Wells Thompson

2010 RAPIDS AWARD WINNERS

MVP – Pablo Mastroeni
Budweiser Golden Boot – Omar Cummings
Defensive Player of the Year – Drew Moor
U.S. Soccer Federation Humanitarian of the Year – Kosuke Kimura

2009 RAPIDS AWARD WINNERS

MVP – Omar Cummings
Budweiser Golden Boot – Conor Casey
Defensive Player of the Year – Matt Pickens
Young Player of the Year – Nick LaBrocca
U.S. Soccer Federation Humanitarian of the Year – Colin Clark
Academy Player of the Year – Brendan Rosland

2008 RAPIDS AWARD WINNERS

MVP – Pablo Mastroeni
Budweiser Golden Boot – Conor Casey
Defender of the Year – Cory Gibbs
U.S. Soccer Federation Humanitarian of the Year – Bouna Coundoul
Most Improved Player – Nick LaBrocca
Newcomer of the Year – Tom McManus
Comeback Player of the Year – Mike Petke
Community Service Award – Justin Hughes

2007 RAPIDS AWARD WINNERS

Honda MVP – Pablo Mastroeni
Budweiser Golden Boot – Jovan Kirovski
Defender of the Year – Bouna Coundoul
U.S. Soccer Federation Humanitarian of the Year – Bouna Coundoul
Reserve Team MVP – Stephen Keel
Most Improved Player – Colin Clark
Rookie of the Year – Omar Cummings
Newcomer of the Year – Facundo Erpen
Comeback Player of the Year – Conor Casey

2006 RAPIDS AWARD WINNERS

Honda MVP – Nicolas Hernandez
Budweiser Golden Boot – Nicolas Hernandez/Kyle Beckerman
Defender of the Year – Aitor Karanka
U.S. Soccer Federation Humanitarian of the Year – Bouna Coundoul
Reserve Team MVP – Stephen Keel
Most Improved Player – Dan Gargan
Rookie of the Year – Jacob Peterson
Playmaker of the Year – Terry Cooke

2005 RAPIDS AWARD WINNERS

Honda MVP – Joe Cannon
Budweiser Golden Boot – Jeff Cunningham
Defender of the Year – Nat Borchers
U.S. Soccer Federation Humanitarian of the Year – Nat Borchers
Reserve Team MVP – Sasha Gotmanov
Most Improved Player – Kyle Beckerman
Rookie of the Year – Fabrice Noel
Playmaker of the Year – Alain Nkong
“Black and Blue” Award – Eric Denton

2004 RAPIDS AWARD WINNERS

Honda MVP – Joe Cannon
Budweiser Golden Boot – Jean Philippe Peguero
Defender of the Year – Joe Cannon
U.S. Soccer Federation Humanitarian of the Year – Antonio de la Torre
Newcomer of the Year – Jordan Cila
“Black and Blue” Award – Pablo Mastroeni
Unsung Hero – Matt Crawford

2003 RAPIDS AWARD WINNERS

Honda MVP – John Spencer
Budweiser Golden Boot – John Spencer
Defender of the Year – Nat Borchers
U.S. Soccer Federation Humanitarian of the Year – Chris Henderson

2002 RAPIDS AWARD WINNERS

Honda MVP – Mark Chung
Budweiser Golden Boot – Mark Chung
Defender of the Year – Rick Titus
Humanitarian of the Year – Steve Shak

RAPIDS AWARD WINNERS

2001 RAPIDS AWARD WINNERS

Honda MVP – John Spencer
Budweiser Golden Boot – John Spencer
Defender of the Year – Chris Martinez
Humanitarian of the Year – Wes Hart

2000 RAPIDS AWARD WINNERS

Honda MVP – Marcelo Balboa
Budweiser Golden Boot – Junior Agogo
Defender of the Year – Marcelo Balboa
Humanitarian of the Year – Wes Hart

1999 RAPIDS AWARD WINNERS

Honda MVP – Jorge Dely Valdes
Budweiser Golden Boot – Jorge Dely Valdes
Defender of the Year – Peter Vermes

1998 RAPIDS AWARD WINNERS

Honda MVP – Ross Paule
Budweiser Golden Boot – Paul Bravo/ Wolde Harris
Defender of the Year – Marcus Hahnemann

1997 RAPIDS AWARD WINNERS

Honda MVP – Marcelo Balboa
Budweiser Golden Boot – Chris Henderson
Defender of the Year – Marcelo Balboa

1996 RAPIDS AWARD WINNERS

Honda MVP – Chris Henderson
Budweiser Golden Boot – Jean Harbor
Defender of the Year – Denis Hamlett

MLS "BEST XI"

2009: Conor Casey
2004: Joe Cannon (goalkeeper)
2003: Mark Chung (midfielder); John Spencer (forward)
2002: Mark Chung (midfielder)
2001: John Spencer (midfielder)
All-Time: Marcelo Balboa (defender); Carlos Valderrama (midfielder)

MLS GOALKEEPER OF THE YEAR

2004: Joe Cannon

MLS GOAL OF THE YEAR

2000: Marcelo Balboa

MLS HUMANITARIAN OF THE YEAR

2004: Chris Henderson
2008: Jose Burciaga Jr.

MLS PLAYER OF THE MONTH WINNERS

2010: Omar Cummings – September
2009: Conor Casey – May
2003: Mark Chung – July
1998: Ross Paule – June

MLS PLAYER OF THE WEEK WINNERS

2011: Sanna Nyassi – Week 18
2010: Omar Cummings – Week 23
2009: Conor Casey – Week 3
Conor Casey – Week 11
Omar Cummings – Week 14
Conor Casey – Week 21
2008: Terry Cooke – Week 1
Conor Casey – Week 27
2006: Nicolas Hernandez – Week 15
Joe Cannon – Week 25
2005: Jeff Cunningham – Week 12
Joe Cannon – Week 14
2003: Mark Chung – Week 14
2002: Mark Chung – Week 10
Mark Chung – Week 11
Chris Carrieri – Week 16
2001: John Spencer – Week 14
Paul Bravo – Week 16
2000: Marcelo Balboa – Week 6
Paul Bravo – Week 25
1999: Jorge Dely Valdes – Week 15
1998: Paul Bravo – Week 7
1997: Paul Bravo – Week 16
Wolde Harris – Week 21
Marcelo Balboa – Week 28
1996: Marcelo Balboa – Week 3

RAPIDS AWARD WINNERS

MLS ALL-STAR GAME SELECTIONS

2011: Omar Cummings

2010: Jeff Larentowicz
Conor Casey

2009: Conor Casey

2008: Christian Gomez, Pablo Mastroeni

2007: Pablo Mastroeni

2006: Joe Cannon, Pablo Mastroeni*

2005: Joe Cannon*, Jeff Cunningham, Pablo Mastroeni*, Mike Petke*

2004: Pablo Mastroeni*

2003: Mark Chung*, Pablo Mastroeni*, John Spencer*

2002: Mark Chung, Chris Henderson, Pablo Mastroeni, Carlos Valderrama

2001: Marcelo Balboa, John Spencer

2000: Marcelo Balboa
Anders Limpar*

1999: Marcelo Balboa, Paul Bravo, Ross Paule, Glenn Myernick (coach)

1998: Marcelo Balboa, Paul Bravo, Ross Paule, Adrian Paz


1997: Marcelo Balboa, Chris Henderson

1996: Marcelo Balboa*

* did not play in the game



GALLERY OF HONOR



MARCELO BALBOA #17

After joining the club three days before the home opener, Balboa scored the Rapids' first goal and netted two of the three goals for the franchise's first-ever win, on April 21, 1996. The five-time MLS All-Star started 146 of the 151 regular season games he played for the Rapids, as well as logging over 13,000 minutes in his six seasons with the club. On May 30, 2001, Balboa established a milestone in MLS history by becoming the first defender to record more than 20 goals and 20 assists in his career. The Rapids legend was elected as one of the three inductees to the National Soccer Hall of Fame by The National Soccer Hall of Fame (NSHF) on April 19, 2005 and was inducted on August 29 in Oneonta, NY. Balboa was inducted into the Rapids Gallery of Honor on July 4, 2003, and currently serves as the color commentator on all Altitude game broadcasts.



PAUL BRAVO #9

Bravo had a highly successful career with the Rapids from 1997-2001. A three-time MLS All-Star pick (1996, 1998, 1999), he helped the Rapids to the 1997 MLS Cup Championship game in his first season with the club. With 39 career goals with the Rapids, he still sits in second for the most all-time goals scored in a Rapids jersey behind current forward Conor Casey. On July 4, 2003, Bravo, along with Marcelo Balboa, became the first players inducted into the Rapids Gallery of Honor. Bravo was made Technical Director of the Colorado Rapids in January of 2009.



CHRIS HENDERSON #19

An original member of MLS, Henderson's career started in Colorado, where he played in the midfield for the Rapids from 1996-98 and also from 2002-05. When Henderson left the Rapids in 2005, he had set records for most games played (178), minutes played (14,784), and assists (53), and currently ranks in the top five all-time for Colorado in goals scored (31). He was also selected to the MLS All-Star team twice as a member of the Rapids in 1997 and 2002. On May 19, 2007, Henderson became the third player inducted into the Rapids Gallery of Honor.



JOHN SPENCER #7

Rapids former team captain John Spencer became the fourth player inducted into the club's Gallery of Honor in a halftime ceremony on August 30, 2009. Spencer, who played with Colorado from 2001-2004, still remains among the top all-time leaders in several categories for the club, including third in goals scored with 37. He earned MLS "Best XI" honors in 2001 and 2003 and was selected to the MLS All-Star team in each of those seasons. Spencer is still remembered to this day by fans for his goal scoring prowess, fierce competitiveness and fiery enthusiasm on the pitch.

RAPIDS DRAFT HISTORY

1996 MLS DRAFTS

INAUGURAL DRAFT – FEB. 6-7, 1996

RD.	POS.	PLAYER	COLLEGE/CLUB
1	2	Jean Harbar	Seattle (CISL)
2	12	Denis Hamlett	Anaheim (CISL)
3	22	Steve Trittschuh	Colorado (APSL)
4	32	Brian Bates	Richmond (USISL)
5	42	Troy Edwards	Myrtle Beach (USISL)
6	52	Scott Cannon	Cincinnati (NPSL)
7	62	Matt Kmosko	New York (USISL)
8	72	Scott Benedetti	Colorado (APSL)
9	82	Ian Butterworth	Norwich City (ENG)
10	92	Felpie Rodriguez	Standard Falcons (L.A.)
11	102	Lance Hill	New Orleans (USISL)
12	112	Eric Puls	St. Louis (USISL)
13	122	Josh McKay	Hawaii (USISL)
14	132	Khalil Azmi	New Hampshire (USISL)
15	142	Brian Hurley	Tampico-Madero (MEX)
16	152	Joel Shanker	St. Louis (NPSL)

COLLEGE DRAFT – MARCH 4, 1996

RD.	POS.	PLAYER	COLLEGE/CLUB
1	9	Mike Gentile	Wisconsin
2	19	Paul Grafer	William and Mary
3	29	PASS	

SUPPLEMENTAL DRAFT – MARCH 4, 1996

RD.	POS.	PLAYER	COLLEGE/CLUB
1	9	Dusty Hudock	Seattle (APSL)
2	19	Richard Sharpe	Cocoa (USISL)
3	29	PASS	

1997 MLS DRAFTS

COLLEGE DRAFT – FEB. 1-2, 1997

RD.	POS.	PLAYER	COLLEGE/CLUB
1	1	Tahj Jakins	UCLA
2	11	Ross Paule	Creighton
3	21	Mike Feniger	East Stroudsburg State

SUPPLEMENTAL DRAFT – FEB. 1-2, 1997

RD.	POS.	PLAYER	COLLEGE/CLUB
2	11	Billy Baumhoff	South Carolina
3	21	Kerry Zavagnin	Raleigh (USISL)
3	23	Michael Britton	Houston (CISL)

1998 MLS DRAFTS

COLLEGE DRAFT – JAN. 31-FEB. 1, 1998

RD.	POS.	PLAYER	COLLEGE/CLUB
1	11	Tyrone Marshall	Florida International
2	23	Jason Boyce	Washington
3	35	P.J. Brown	Azusa Pacific

SUPPLEMENTAL DRAFT – JAN. 31-FEB. 1, 1998

RD.	POS.	PLAYER	COLLEGE/CLUB
1	4	Marquis White	S.F. Bay Seals (A)
1	11	Julio Cengarle	Maunabo (Puerto Rico)
3	35	Tayt Ianni	San Jose Clash

1999 MLS DRAFTS

COLLEGE DRAFT – FEB. 7, 1999

RD.	POS.	PLAYER	COLLEGE/CLUB
1	8	Andrew Mittendorf	Lehigh
2	20	Tom Poltl	UCLA
3	32	Bobby Meyer	Dartmouth

SUPPLEMENTAL DRAFT – FEB. 7, 1999

RD.	POS.	PLAYER	COLLEGE/CLUB
1	7	Kevin Anderson	Minnesota Thunder (A)
1	8	Darren Sawatzky	Hershey Wildcats (A)
2	20	David Winner	Miami Fusion
3	32	Tim Martin	San Jose Clash

2000 MLS SUPERDRAFT

FEB. 6, 2000

RD.	POS.	PLAYER	COLLEGE/CLUB
1	3*	Adin Brown	William and Mary
1	7	Wes Hart	Washington
1	10#	Alan Woods	Clemson
2	20	Keyeno Thomas	Joe Publif F.C. (T&T)
3	26<	Jeff DiMaria	St. Louis
4	43	Lance Key	Trinity University
5	55	Peter Scavo	Seton Hall
6	67	Rich Cullen	Air Force

* COL obtained #3 pick from DAL in exchange for #5 pick and COL's first-round 2001 SuperDraft pick

COL obtained #10 pick from NE (along with #26 overall pick in the 2000 SuperDraft) in exchange for Wolde Harris and #31 overall pick in the 2000 SuperDraft

< COL obtained #26 pick from NE (along with #10 overall pick in the 2000 SuperDraft) in exchange for Wolde Harris and #31 overall pick in the 2000 SuperDraft

2001 MLS SUPERDRAFT

FEB. 5, 2001

RD.	POS.	PLAYER	COLLEGE/CLUB
2	17	Stephen Herdsman	West Michigan (PDL)
3	32	Ryan Lee	UCLA
3	36*	Eric Lukin	Illinois-Chicago
4	41	Ryan Trout	Virginia
6	65	John Carroll	Florida International

* COL obtained #36 pick and player to be named later for #18 overall selection

2002 MLS DRAFTS

SUPERDRAFT – FEB. 10, 2002

RD.	POS.	PLAYER	COLLEGE/CLUB
2	16	Danny Jackson	North Carolina
2	19	Jeff Stewart	Santa Clara
3	28	Bryn Ritchie	Washington/Seattle
3	29	Daniel Alvarez	Furman
3	34	Matt Moses	Stanford
6	61	Matt Harrell	University of Denver

RAPIDS DRAFT HISTORY

DISPERSAL DRAFT – FEB. 11, 2002

RD.	POS.	PLAYER	LAST CLUB
1	1	Chris Henderson	Miami Fusion
2	1	Kyle Beckerman	Miami Fusion
3	1	PASS	

ALLOCATION DRAFT – FEB. 11, 2002

RD.	POS.	PLAYER	LAST CLUB
1	1	Pablo Mastroeni	Miami Fusion

2003 MLS SUPERDRAFT

JAN. 17, 2003

RD.	POS.	PLAYER	COLLEGE/CLUB
3	27*	Jason Cole	St. Louis University
3	28	Alex Blake	Williams College
4	38	Matt Crawford	North Carolina
5	48	Casey Schmidt	Boston College

* COL obtained #27 overall selection from CLB in exchange for their natural third-round pick in 2004 and #58 overall selection in 2003

2004 MLS SUPERDRAFT

JAN. 16, 2004

RD.	POS.	PLAYER	COLLEGE/CLUB
2	15	Adolfo Gregorio	UCLA
2	16	Adrian Cain	Louisville
3	25*	Kevin Taylor	Michigan
4	35	Kevin Richards	Notre Dame
5	45	Gary Sullivan	Adelphi
6	55	John Pulido	Florida International

* COL obtained #25 pick from CLB in exchange for rights to Steven Herdsman and the conditional pick in the 2005 SuperDraft, originally sent to COL in Robin Fraser trade on Jan. 14

2005 MLS DRAFTS

SUPERDRAFT – JAN. 14, 2005

RD.	POS.	PLAYER	COLLEGE/CLUB
1	7	Hunter Freeman	Virginia
4	43	Guy Melamed	Boston College
4	45*	Amir Lowery	Wake Forest

* COL trade #33 overall selection in the 2005 SuperDraft to NE for 45th overall selection

SUPPLEMENTAL DRAFT – FEB. 4, 2005

RD.	POS.	PLAYER	COLLEGE/CLUB
1	7	Sasha Gotsmanov	Rhode Island
3	31	Eugene Sepuya	Alabama A&M
4	43	Dan Gargan	Georgetown

2006 MLS DRAFTS

SUPERDRAFT – JAN. 20, 2006

RD.	POS.	PLAYER	COLLEGE/CLUB
2	21	Jacob Peterson	Indiana
4	45	Josh Brown	New Mexico

SUPPLEMENTAL DRAFT – JAN. 26, 2006

Rd.	Pos.	Player	College/Club
1	9	Jordan Harvey	UCLA
2	21	Liam Gurrard	Denver
3	33	Keith Cauldwell	Brown
4	38*	Daniel Wasson	Tusla

* Acquired from RSL

2007 MLS DRAFTS

SUPERDRAFT – JAN. 12, 2007

RD.	POS.	PLAYER	COLLEGE/CLUB
1	6	Nico Colaluca	Virginia
2	17*	Greg Dalby	Notre Dame
3	31#	Omar Cummings	Cincinnati
3	35&	Nick LaBrocca	Rutgers
3	36	Justin Hughes	North Carolina

* Acquired from RSL on Feb. 18, 2006 in exchange for the rights to Jordan Cila

Acquired from LA on April 7, 2006 by virtue of Cornell Glen playing in less than 16 games in 2006 season

& Acquired from DAL on Feb. 8, 2006 in exchange for the use of a Youth International slot in 2006

SUPPLEMENTAL DRAFT – JAN. 18, 2007

RD.	POS.	PLAYER	COLLEGE/CLUB
1	4	John DiRaimondo	St. Louis University
3	35	Kosuke Kimura	Western Illinois
3	36	Riley O'Neil	Kentucky

2008 MLS DRAFTS

SUPERDRAFT – JAN. 18, 2008

RD.	POS.	PLAYER	COLLEGE/CLUB
1	5	Ciaran O'Brien	University of California–Santa Barbara
3	36*	Adrian Chevannes	Southern Methodist
4	47	Brian Grazier	St. Louis University
4	49#	Scott Campbell	North Carolina

* Acquired from DAL, along with Greg Vanney, on January 12, 2007 in exchange for COL's second round selection in the 2007 SuperDraft and a second round selection in the 2008 SuperDraft.

Acquired from NY on March 30, 2007 in a trade for Clint Mathis.

SUPPLEMENTAL DRAFT – JAN. 24, 2008

RD.	POS.	PLAYER	COLLEGE/CLUB
1	3*	Kevin Forrest	Washington
1	5	Cesar Zambrano	University of Illinois–Chicago
2	19	Mike Graczyk	New Mexico
3	33	Daniel Antunez	Hartford

* Acquired from RSL on July 13, 2007 in a trade for Chris Wingert.

RAPIDS DRAFT HISTORY

2009 MLS DRAFTS

SUPERDRAFT – JAN. 15, 2009

RD.	POS.	PLAYER	COLLEGE/CLUB
2	28*	Kwame Adjeman-Pamboe	George Mason University
3	37	Steward Ceus	University of Albany
4	47#	Ross Schunk	University of Redlands
4	51<	Jordan Seabrook	University of South Florida
4	53&	Henry Kalungi	Winthrop University
4	59%	Michael Holody	Michigan University

* Acquired from CHI, along with Matt Pickens on January 15, 2007 in exchange for COL's second round selection in the 2009 SuperDraft and allocation money.

Acquired from SJ, along with Preston Burpo on May 21, 2008 in exchange for Jovan Kirovski and Kelly Gray.

< Acquired from D.C. United for use of international roster spot for the 2008 season.

& Acquired from KC on Sept. 3, 2008 in a trade for Herculez Gomez.

% Acquired from NY on March 30, 2007 in a trade for Clint Mathis.

2010 MLS DRAFTS

SUPERDRAFT – JAN. 14, 2010

RD.	POS.	PLAYER	COLLEGE/CLUB
2	22*	Andre Akpan	Harvard University
2	23#	Ross LaBauex	University of Virginia
3	40	Chad Borak	California State University-Northridge
4	56	Chris Cutshaw	Bradley University

* Acquired from DAL, along with Drew Moor and allocation money on August 31, 2009 in exchange for Ugo Ihemelu.

Acquired from DC, along with Ivan Guerrero, and a Designated Player roster spot in exchange for Christian Gomez, Mike Graczyk, an international roster spot and salary cap considerations.

2011 MLS DRAFTS

SUPERDRAFT – JAN. 13, 2011

RD.	POS.	PLAYER	COLLEGE/CLUB
1	18	Eddie Ababio	North Carolina
2	36	Colin Givens	Michigan State

SUPPLEMENTAL DRAFT – JAN. 18, 2011

RD.	POS.	PLAYER	COLLEGE/CLUB
2	36	Philip Bannister	Loyola University (MD)
3	54	Javad Mohammed	South Florida

2012 MLS DRAFTS

SUPERDRAFT- JAN. 12, 2012

RD.	POS.	PLAYER	COLLEGE/CLUB
1	14	Tony Cascio	University of Connecticut

SUPPLEMENTAL DRAFT – JAN. 17, 2012

RD.	POS.	PLAYER	COLLEGE/CLUB
3	52	Kohei Yamada	Thespa Kusatsu
4	71	Joel Helmick	Longwood University

INTERNATIONAL ALL-TIME RESULTS

ALL-TIME COLORADO RAPIDS INTERNATIONAL RESULTS (3-4-1)

DATE	ROUND	OPPONENT	COUNTRY	RESULT
1998 CONCACAF CHAMPIONS CUP				
June 28	Qualifying Playoff	Club León	Mexico	W, 1-0
July 15	Qualifying Playoff	Club León	Mexico	L, 2-4
2011 CONCACAF CHAMPIONS LEAGUE				
Aug. 17	Group Stage	Isidro Metapán	El Salvador	W, 3-2
Aug. 23	Group Stage	Real España	Honduras	T, 1-1
Sept. 13	Group Stage	Santos Laguna	Mexico	L, 1-4
Sept. 21	Group Stage	Real España	Honduras	L, 1-2"
Sept. 28	Group Stage	Isidro Metapán	El Salvador	W, 3-1
Oct. 19	Group Stage	Santos Laguna	Mexico	L, 0-2

Colorado (1) vs. Club León (0)

June 28, 1998 • Attendance: 7,442

CONCACAF Champions Cup – Qualifying Playoff
Mile High Stadium, Denver, CO

Scoring Summary: COL–Balboa (Paz) 83; LEO–None

Rapids Lineup: Marcus Hahnemann, Sean Henderson, Peter Vermes, Steve Trittschuh, Chris Martinez, Chris Henderson, Tahj Jakins, Ross Paule (Joey DiGiamarino 87), Adrian Paz; Waldir (Marcelo Balboa 71), Wolde Harris (Marquis White 71)

Colorado (2) at Club León (4)

July 15, 1998 • Attendance: N/A

CONCACAF Champions Cup – Qualifying Playoff
Estadio Nou Camp, León, Guanajuato, Mexico

Scoring Summary: COL–Trittschuh 45; Bravo 69; LEO–Bejines 30; Romero 38; Own goal (Trittschuh) 42; Cadena 53

Rapids Lineup: Marcus Hahnemann, Sean Henderson, Peter Vermes, Steve Trittschuh, Chris Martinez, Chris Henderson, Marcelo Balboa, Paul Bravo, Ross Paule (Marquis White 70), Jason Boyce (Joey DiGiamarino 58), Wolde Harris (Waldir 60)

Colorado (3) vs. Isidro Metapán (2)

August 17, 2011 • Attendance: 4,165

CONCACAF Champions League – Group Stage
Dick's Sporting Goods Park, Commerce City, CO

Scoring Summary: COL–Kandji (Palguta) 16; Kandji (Nyassi) 45; Akpan (unassisted) 50; MET–Kardeck (penalty kick) 2; Suarez (unassisted) 25

Rapids Lineup: Matt Pickens, Drew Moor, Marvell Wynne (Mike Holody 78), Kosuke Kimura, Scott Palguta, Joseph Nane, Jeff Larentowicz, Wells Thompson, Sanna Nyassi (Quincy Amarikwa 46), Macoumba Kandji (Brian Mullan 72), Andre Akpan

Colorado (1) at Real España (1)

August 23, 2011 • Attendance: 5,841

CONCACAF Champions League – Group Stage
Estadio Francisco Morazán, San Pedro Sula, Honduras

Scoring Summary: COL–Larentowicz (LaBaux) 45; ESP–Rodríguez (unassisted) 86

Rapids Lineup: Steward Ceus, Kosuke Kimura, Danny Earls, Michael Holody, Scott Palguta (Drew Moor 69), Joseph Nane, Jeff Larentowicz, Wells Thompson, Ross LaBaux (Sanna Nyassi 80), Omar Cummings (Quincy Amarikwa 71), Andre Akpan

Colorado (1) vs. Santos Laguna (4)

September 13, 2011 Attendance: 9,760

CONCACAF Champions League – Group Stage
Dick's Sporting Goods Park, Commerce City, CO

Scoring Summary: COL–Mullan (Nyassi) 77; SAN–Ludueña (Suárez) 14; Peralta (Estrada) 27; Quintero (unassisted) 64; Suárez (Ludueña) 71

Rapids Lineup: Steward Ceus, Danny Earls (Miguel Comminges 46), Drew Moor, Marvell Wynne, Scott Palguta, Sanna Nyassi, Jeff Larentowicz, Pablo Mastroeni (Joseph Nane 70), Wells Thompson (Brian Mullan 57), Macoumba Kandji, Omar Cummings

Colorado (1) vs. Real España (2)

September 21, 2011 • Attendance: 4,512

CONCACAF Champions League – Group Stage
Dick's Sporting Goods Park, Commerce City, CO

Scoring Summary: COL–Akpan (Kandji) 18; ESP–Pavón (Acosta) 12; Pavón (unassisted) 33

Rapids Lineup: Steward Ceus; Tyrone Marshall, Kosuke Kimura, Scott Palguta, Mike Holody; Joesph Nane (Jamie Smith 65), Brian Mullan (Omar Cummings 80), Wells Thompson, Ross LaBaux; Macoumba Kandji (Sanna Nyassi 69), Andre Akpan

Colorado (3) at Isidro Metapán (1)

September 28, 2011 • Attendance: 1,920

CONCACAF Champions League – Group Stage
Estadio Jorge Calero Suárez, Metapán, El Salvador

Scoring Summary: COL–Ababio (LaBaux) 31; Amarikwa (unassisted) 49; Cummings (Holody) 77; MET–Pacheco (unassisted) 36

Rapids Lineup: Steward Ceus, Mike Holody, Scott Palguta, Tyrone Marshall, Danny Earls; Eddie Ababio (Davy Armstrong 63), Joseph Nane, Ross LaBaux, Wells Thompson, Andre Akpan (Omar Cummings 73), Quincy Amarikwa (Macoumba Kandji 90)

Colorado (0) at Santos Laguna (2)

October 19, 2011 • Attendance: 6,000

CONCACAF Champions League – Group Stage
Estadio Corona, Torreón, Coahuila, Mexico

Scoring Summary: COL–None; SAN–Galindo (unassisted) 56; Escoboza (Parra) 68

Rapids Lineup: Steward Ceus, Drew Moor, Marvell Wynne (Eddie Ababio 79), Miguel Comminges, Kosuke Kimura; Scott Palguta, Jeff Larentowicz, Wells Thompson, Ross LaBaux (Sanna Nyassi 59), Caleb Folan, Macoumba Kandji (Omar Cummings 63)

INTERNATIONAL ALL-TIME STATISTICS

POS	PLAYER	GP	GS	MIN	G	A
D	Eddie Ababio	3	2	163	1	0
F	Andre Akpan	3	3	341	2	0
F	Quincy Amarikwa	3	1	153	1	1
M	Davy Armstrong	1	0	29	0	0
D	Marcelo Balboa	2	1	109	1	0
F	Jason Boyce	1	1	58	0	0
M	Paul Bravo	1	1	90	1	0
D	Miguel Comminges	2	1	135	0	0
F	Omar Cummings	5	3	219	1	0
M	Joey DiGiamarino	2	0	23	0	0
D	Danny Earls	3	3	225	0	0
F	Caleb Folan	1	1	90	0	0
F	Wolde Harris	2	2	131	0	0
M	Chris Henderson	2	2	180	0	0
D	Sean Henderson	2	2	180	0	0
D	Mike Holody	4	3	283	0	1
D	Tahj Jakins	1	1	90	0	0
F	Macomba Kandji	6	5	381	2	1
D	Kosuke Kimura	3	3	270	0	0
M	Ross LaBauex	4	4	318	0	1
M	Jeff Larentowicz	4	4	360	1	0
D	Tyrone Marshall	2	2	180	0	0
M	Pablo Mastroeni	1	1	68	0	0
M	Brian Mullan	3	1	132	1	0
D	Drew Moor	4	3	301	0	0
M	Joseph Nane	4	3	355	0	0
M	Sanna Nyassi	5	2	210	0	2
D	Scott Palguta	6	6	519	0	1
M	Ross Paule	2	2	157	0	0
M	Adrian Paz	1	1	90	0	1
M	Jamie Smith	1	0	27	0	0
M	Wells Thompson	6	6	505	0	0
D	Steve Trittschuh	2	2	180	1	0
D	Peter Vermes	2	2	180	0	0
F	Waldir	2	1	101	0	0
F	Marquis White	2	0	39	0	0
D	Marvell Wynne	3	3	245	0	0
	TOTAL	8	8	720	12	8

COLORADO RAPIDS INDIVIDUAL GOALKEEPING

POS	GOALKEEPER	GP	GS	MIN	GA	GAA
GK	Marcus Hahnemann	2	2	180	6	3.00
GK	Steward Ceus	5	5	450	10	2.00
GK	Matt Pickens	1	1	90	2	2.00
	TOTAL	8	8	720	18	2.25



U.S. OPEN CUP ALL-TIME RESULTS

ALL-TIME COLORADO RAPIDS U.S. OPEN CUP RESULTS (8-11-0)

DATE	ROUND	OPPONENT	RESULT
09/15/1996	Quarterfinal	Kansas City Wizards	W, 3-2
10/12/1996	Semifinal	Rochester Rhinos (A-League)	L, 0-3
07/20/1997	3rd Round	Chicago Sting (D3 Pro)	L, 1-2
07/13/1999	3rd Round	Seattle Sounders (A-League)	W, 1-0
08/13/1999	Quarterfinal	Tampa Bay Mutiny	W, 1-0
09/01/1999	Semifinal	Charleston Battery (A-League)	W, 3-0
09/14/1999	Championship	Rochester Rhinos (A-league)	L, 0-2
06/14/2000	2nd Round	Richmond Kickers (A-League)	L, 0-3
06/27/2001	2nd Round	Pittsburgh Riverhounds (A-League)	L, 0-2
07/17/2002	3rd Round	Charleston Battery (A-League)	W, 1-0 (OT)
08/07/2002	Quarterfinal	Dallas Burn	L, 0-1 (OT)
08/05/2003	4th Round	Kansas City Wizards	W, 3-2
08/27/2003	Quarterfinal	Chicago Fire	L, 1-2
07/20/2004	4th Round	Dallas Burn	L, 0-3
08/03/2005	4th Round	Minnesota Thunder (USL-1)	L, 1-4
08/02/2006	4th Round	Real Salt Lake	W, 1-0
08/23/2006	Quarterfinal	Los Angeles Galaxy	L, 1-3 (OT)
07/10/2007	3rd Round	California Victory (USL-1)	W, 3-1
08/07/2007	Quarterfinal	Seattle Sounders (USL-1)	L, 0-5

ALL-TIME COLORADO RAPIDS U.S. OPEN CUP QUALIFIER RESULTS (4-5-0)

DATE	ROUND	OPPONENT	RESULT
05/02/1998	Qualifier*	Miami Fusion	L, 2-3
05/23/2007	Qualifier 2	Real Salt Lake	W, 2-1
05/27/2008	Qualifier 2	Los Angeles Galaxy	W, 1-0
06/04/2008	Qualifier 3	Kansas City Wizards	L, 2-2 (3-5 pen)
04/07/2009	Qualifier 2	Los Angeles Galaxy	W, 0-0 (4-2 pen)
05/26/2009	Qualifier 3	Seattle Sounders FC	L, 0-1
04/13/2010	Qualifier 2	Kansas City Wizards	W, 2-1
05/26/2010	Qualifier 3	New York Red Bulls	L, 0-3
03/30/2011	Qualifier 1	Chicago Fire	L, 1-2

*MLS regular season game doubled as qualifier this year.

U.S. OPEN CUP BOX SCORES

Colorado (3) at Kansas City Wizards (2) **September 15, 1996 • Attendance: 5,009 • Quarterfinal Match** **Arrowhead Stadium, Kansas City, Mo.**

Scoring Summary: COL—Henderson (unassisted) 10; KC—Bowers (Johnston, Sorber) 36; COL—own goal (Bowers) 45; KC—Takawira (unassisted) 62; COL—Henderson (Kmosko) 85;

Rapids Lineup: Chris Woods, Sean Henderson, Denis Hamlett, Steve Trittschuh, Josh McKay, Chris Henderson, Scott Cannon, Matt Kmosko, Scott Benedetti, Roy Wegerle (Raimo de Vries 66), Jean Harbor (Richard Sharpe 83)

Colorado (0) at Rochester Raging Rhinos (3) **October 12, 1996 • Attendance: 12,179 • Semifinal Match** **Frontier Field, Rochester, NY**

Scoring Summary: COL—None; ROC—Steenkamp (Marinaro) 32; Miller (Gutierrez) 56; Miller (Marinaro) 85

Rapids Lineup: Chris Woods, Troy Edwards (Scott Cannon 46), Sean Henderson, Denis Hamlett, Steve Trittschuh, Chris Henderson, Roy Wegerle, Matt Kmosko, Scott Benedetti, Shaun Bartlett, Jean Harbor (Marcelo Balboa 79)

Colorado (1) at Chicago Sting (2) **July 20, 1997 • Attendance: 4,730 • Third Round Match** **Forest View Park, Arlington Heights, IL**

Scoring Summary: CHI—Hamnett (Richardson) 43; Jahr (White) 46; COL—Henderson (Amaya, Harris) 56;

Rapids Lineup: Paul Grafer, Marcelo Balboa, Chris Martinez (Marcus Hahnemann 17), Tahj Jakins, Scott Henderson, Matt Kmosko, Rafael Amaya (David Patino 68), Ross Paule, (Chris Henderson 46), Tote Castaneda, Paul Bravo, Wolde Harris

Colorado (1) vs. Seattle Sounders (0) **July 13, 1999 • Attendance: 20,376 • Third Round Match** **Mile High Stadium, Denver, Colo.**

Scoring Summary: CO—McKeon (Anderson) 26; SEA—None
Rapids Lineup: Ian Feuer, Peter Vermes, Jason Bent, David Vaudreuil, Tahj Jakins, Ross Paule, Matt McKeon, Joey DiGiamarino, Kevin Anderson (Darren Sawatzky 58), Jorge Dely Valdes, Wolde Harris, (Marquis White 71)

Colorado (1) at Tampa Bay (0) **August 13, 1999 • Attendance: 9,651 • Quarterfinal Match** **Raymond James Stadium, Tampa Bay, Fla.**

Scoring Summary: COL—Dely Valdes (Anderson) 90; TB—None
Rapids Lineup: Ian Feuer, Peter Vermes, Chris Martinez, David Vaudreuil, Marcelo Balboa, Ross Paule (Darren Sawatzky 42), Matt McKeon, Paul Bravo (Kevin Anderson 69), Joey DiGiamarino, Jorge Dely Valdes, Wolde Harris

Colorado (3) vs. Charleston Battery (0) **September 1, 1999 • Attendance: 2,109 • Semifinal Match** **Virginia Beach Sportsplex, Virginia Beach, VA**

Scoring Summary: COL—Dely Valdes (Paule, Harris) 55; Bravo (Harris) 82; Dely Valdes (Bravo, White) 87; CHA—None

Rapids Lineup: Ian Feuer, Peter Vermes, Tim Martin, David Vaudreuil, Marcelo Balboa, Ross Paule, Matt McKeon (Tahj Jakins 89), Paul Bravo, Kevin Anderson (Darren Sawatzky 86), Jorge Dely Valdes, Wolde Harris (Marquis White 87)

Colorado (0) vs. Rochester Raging Rhinos (2) **September 14, 1999 • Attendance: 4,455 • Championship** **Columbus Crew Stadium, Columbus, OH**

Scoring Summary: ROC—Miller (Sedgewick) 65; Allnut (Kirmse) 90; COL—None

Rapids Lineup: Ian Feuer, Peter Vermes, Tim Martin (Wolde Harris 81), David Vaudreuil, Marcelo Balboa, Ross Paule, Matt McKeon, Darren Sawatzky (Jason Bent 76), Kevin Anderson (Joey DiGiamarino 58) Jorge Dely Valdes, Paul Bravo

Colorado (0) at Richmond Kickers (3) **June 14, 2000 • Attendance: 1,244 • Second Round Match** **University of Richmond Stadium, Richmond, VA**

Scoring Summary: RIC—Messam (Fox, Knight) 66; Donohue (Unassisted) 74; Williams (DeRosario) 77; COL—None

Rapids Lineup: Adin Brown, Keyeno Thomas (Jorge Dely Valdes 71'), Marcelo Balboa, Chris Martinez, Ross Paule, David Vaudreuil, Scott Vermillion (Jason Bent 36'), Paul Dougherty (Anders Limpar 57'), Jason Moore, Junior Agogo, Paul Bravo

Colorado (0) at Pittsburgh Riverhounds (2) **June 27, 2001 • Attendance: 1,660 • Second Round Match** **Bethel Park Stadium, Pittsburgh, PA**

Scoring Summary: PIT—Alfredo (Flavius) 54; Karn (Gutierrez) 90; COL—None

Rapids Lineup: Adin Brown, Scott Vermillion, Robin Fraser, Chris Martinez, Chris Dawes, Ross Paule (Imad Baba 64), Marcelo Balboa, Chris Carrieri (Jason Moore 59), Paul Bravo, John Spencer, Raul Diaz Arce

Colorado (1) at Charleston Battery (0) (OT) **July 17, 2002 • Attendance: 4,125 • Third Round Match** **Blackbaud Stadium, Charleston, SC**

Scoring Summary: COL—Spencer (Carrieri) 98; CHA—None

Rapids Lineup: Scott Garlick, Rick Titus, Stephen Herdsman (Ritchie Kotschau 84), Robin Fraser, Wes Hart, Zach Kingsley, Pablo Mastroeni, Mark Chung, (Raul Palacios 84), Carlos Valderrama, Chris Henderson (Chris Carrieri 71), John Spencer

Colorado (0) at Dallas Burn 1 (OT) **August 7, 2002 • Attendance: 1,301 • Quarterfinal Match** **Cotton Bowl, Dallas, TX**

Scoring Summary: DAL—O'Brien (Broome) 111; COL—None

Rapids Lineup: David Kramer, Rick Titus, Stephen Herdsman (Jeff Stewart 86), Robin Fraser, Wes Hart, Zach Kingsley (Ritchie Kostchau 72), Pablo Mastroeni (Steve Shak 94), Mark Chung, Carlos Valderrama, Chris Henderson, Chris Carrieri

Colorado (3) vs. Kansas City Wizards (2) **August 5, 2003 • Attendance: 1,421 • Fourth Round Match** **North Area Athletic Complex, Arvada, CO**

Scoring Summary: KC—Simutenkov (Fabbro) 10; COL—Spencer (penalty kick) 39; KC—Simutenkov (penalty kick) 48; COL—C. Henderson (Kotschau) 58; Spencer (unassisted) 67

Rapids Lineup: Scott Garlick, Wes Hart (Matt Crawford 66), Nat Borchers, Robin Fraser, Ritchie Kotschau, Chris Henderson (Zach Kingsley 66), Pablo Mastroeni, Kyle Beckerman, Mark Chung, John Spencer (Alex Blake 73), Chris Carrieri (Zizi Roberts 73)

U.S. OPEN CUP BOX SCORES

Colorado (1) at Chicago Fire (2)

August 27, 2003 • Attendance: 5,156 • Quarterfinal Match
Cardinal Stadium, Naperville, IL

Scoring Summary: COL—Spencer (Carrieri) 36; CHI—Beasley (Williams) 44; own goal (Fraser) 53

Rapids Lineup: Scott Garlick, Wes Hart (Zach Kingsley 63), Nat Borchers, Robin Fraser, Ritchie Kotschau, Chris Henderson, Pablo Mastroeni, Seth Trembly (Kyle Beckerman 63), Chris Carrieri (Zizi Roberts 89), John Spencer, Mark Chung

Colorado (0) at Dallas Burn (3)

July 20, 2004 • Fourth Round Match
The Cotton Bowl, Dallas, TX.

Scoring Summary: DAL—O'Brien (Johnson) 60; Johnson (unassisted) 67; Johnson (Nunez) 75; COL—None

Rapids Lineup: Scott Vallow (Joe Cannon 70), Antonio de la Torre, Nat Borchers, Ritchie Kotschau, Joey DiGiamarino (Kyle Beckerman 46), Seth Trembly, Matt Crawford, Mark Chung, Chris Henderson, Jordan Cila (Alberto Delgado 57), John Spencer (Rey Angel Martinez 65)

Colorado (1) at Minnesota Thunder (4)

August 3, 2005 • Attendance: 3,191 • Fourth Round Match
James Griffin Stadium, St. Paul, Minn.

Scoring Summary: MIN—Tarley (Knox) 38, Tarley (Alberets) 47; COL—Nkong (Denton) 69; MIN—Tarley (unassisted) 72, Tarley (unassisted) 76

Rapids Lineup: Joe Cannon, Ricky Lewis (Hunter Freeman 50), Nat Borchers, Ritchie Kotschau, Terry Cooke (Dan Gargan 66), Guy Melamed, Eric Denton, Alain Nkong, Leo Cullen, Luchi Gonzalez (Jean Phillipe Peguero 50), Jeff Cunningham (Wolde Harris 59)

Colorado (1) at Real Salt Lake (0)

August 2, 2006 • Attendance: 3,191 • Fourth Round Match
Rice Eccles Stadium, Salt Lake City, Utah

Scoring Summary: COL—Peterson (Mathis) 61; RSL—None

Rapids Lineup: Matt Jordan, Hunter Freeman, Aitor Karanka, Mike Petke, Eric Denton, Ritchie Kotschau, Terry Cooke (Jacob Peterson 46), Kyle Beckerman, Daniel Wasson, Nicolas Hernandez, Clint Mathis (Dan Gargan 84), Jovan Kirovski (Fabrice Noel 77)

Colorado (1) at Los Angeles Galaxy (3) (OT)

August 23, 2006 • Attendance: 6,014 • Quarterfinal Match
Home Depot Center, Carson, Calif.

Scoring Summary: COL—Mathis (Beckerman) 3; LA—Kirk (Sturgis, Albright) 45, Donovan (Kirk) 93, Donovan (Vagenas, Roberts) 115

Rapids Lineup: Matt Jordan, Hunter Freeman, Eric Denton (Aitor Karanka 62), Mike Petke, Dan Gargan, Kyle Beckerman, Jovan Kirovski (Thiago Martins 61), Clint Mathis (Nicolas Hernandez 84), Fabrice Noel (Jacob Peterson 70), Colin Clark, Daniel Wasson

Colorado (3) vs. California Victory (1)

July 10, 2007 • Third Round Match
Dick's Sporting Goods Park, Commerce City, Colo.

Scoring Summary: COL—Cancela (unassisted) 22, Gomez (Cancela) 50; CAL—Epitee (unassisted) 79; COL—Cummings (Gomez) 89

Rapids Lineup: Zach Thornton, Jordan Harvey, Ugo Ihemelu, Stephen Keel, Kosuke Kimura, Jose Cancela (Jovan Kirovski 74), Daniel Wasson, Kyle Beckerman (Nico Colaluca 71), Nick LaBrocca (Nicolas Hernandez 87), Roberto Brown (Omar Cummings 45), Hercules Gomez

Colorado (0) at Seattle Sounders (5)

August 7, 2007 • Attendance: 6,619 • Quarterfinal Match
Starfire Sports Complex, Tukwila, Washington

Scoring Summary: SEA—Graham (Gardner) 23, Scott (O'Brien) 25, own goal (Ihemelu) 43, Gardner (Le Toux) 56, Le Toux (unassisted) 68; COL—None

Rapids Lineup: Zach Thornton, Brandon Prideaux, Ugo Ihemelu, Facundo Erpen, Colin Clark (Nicolas Hernandez 45), Jacob Peterson, Pablo Mastroeni (Jovan Kirovski 60), Jose Cancela (Dan Gargan 51), Mehdi Ballouchy, Hercules Gomez (Daniel Osorno 64), Conor Casey

U.S. OPEN CUP QUALIFIER BOX SCORES

Colorado (2) at Miami Fusion (3)

**May 2, 1998 • Attendance: 10,096 • Qualification Match*
Lockhart Stadium, Ft. Lauderdale, Fla.**

Scoring Summary: MIA—Stebbins (Valderrama) 41, Vaudreuil (Serna) 52, Vaudreuil (Keldeman) 65; COL—Harris (Boyce) 77, Marquinho (unassisted) 90

Rapids Lineup: Marcus Hahnmann, Chris Martinez, Steve Trittschuh, Peter Vermes, Marcelo Balboa, Chris Henderson, Tahj Jakins (Marquinho 57), Ross Paule, Adrian Paz (Jason Boyce 76)

*MLS regular season game doubled as qualifier this year.

Colorado (2) vs. Real Salt Lake (1)

May 23, 2007 • Qualification 2 Match

Dick's Sporting Goods Park, Commerce City, Colo.

Scoring Summary: COL—Peterson (unassisted) 48; RSL—Klein (unassisted) 64; COL—Peterson (unassisted) 93+

Rapids Lineup: Zach Thornton, Dan Gargan, Steven Keel, Chris Wingert, Nico Colaluca (Omar Cummings 66), Daniel Wasson, Jose Cancela (Colin Clark 76), Nick LaBrocca, Ugo Ihemelu (Pablo Mastroeni 85), Conor Casey, Jacob Peterson.

Colorado (1) at Los Angeles (0)

**May 27, 2008 • Attendance: 9,189 • Qualification 2 Match
The Home Depot Center, Carson, California**

Scoring Summary: COL—Casey (Cooke) 82; LA—None

Rapids Lineup: Preston Burpo, Kosuke Kimura, Stephen Keel, Rafael Gomes, Jordan Harvey, Nick LaBrocca, Mehdi Ballouchy, Colin Clark (Ciaran O'Brien 70), Terry Cooke (Herculez Gomez 91), Conor Casey (Cesar Zambrano 88), Tom McManus (Omar Cummings 68)

Colorado (2) at Kansas City (2) (3-5 pen)

**June 4, 2008 • Qualification 3 Match
CommunityAmerica Ballpark, Kansas City, Kansas**

Scoring Summary: KC—Pore (unassisted) 20; COL—Gomez (O'Brien) 36, Peterson (Ballouchy) 56; KC—Trujillo (unassisted) 86

Rapids Lineup: Preston Burpo, Kosuke Kimura, Facundo Erpen, Stephen Keel, Jordan Harvey, Ciaran O'Brien (Brian Grazier 54), Mehdi Ballouchy, Terry Cooke (Rafael Gomes 78), Jose Burciaga Jr. (Colin Clark 63), Herculez Gomez (Jacob Peterson 45), Omar Cummings

Colorado (0) at Los Angeles (0) (4-2 pen)

**April 7, 2008 • Attendance: 6,219 • Qualification 2 Match
The Home Depot Center, Carson, California**

Scoring Summary: COL—None; LA—None

Rapids Lineup: Preston Burpo, Kosuke Kimura (Ugo Ihemelu 75), Ty Harden, Scott Palguta, Ivan Guerrero, Colin Clark, Terry Cooke (Jordan Harvey 90), Greg Dalby, Nick LaBrocca (Mehdi Ballouchy 46), Jacob Peterson, Ross Schunk (Omar Cummings 63)

Colorado (0) at Seattle Sounders FC (1)

**May 26, 2009 • Attendance: 4,007 • Qualification 3 Match
Starfire Sports Complex, Tukwila, Washington**

Scoring Summary: SEA—Forrest (Levesque, Nyassi) 61; COL—None

Rapids Lineup: Preston Burpo, Kosuke Kimura, Ty Harden, Rob Valentino, Michael Holody, Jacob Peterson, Mehdi Ballouchy (Nick LaBrocca 46), Terry Cooke, Ciaran O'Brien (Jordan Harvey 70), Ross Schunk (Scott Palguta 71), Gregory Richardson

Colorado (2) at Kansas City Wizards (1)

**April 13, 2010 • Attendance: 1,226 • Qualification 2 Match
Stanley H. Durwood Stadium, Kansas City, Missouri**

Scoring Summary: KC—Bunbury (unassisted) 4; COL—Thompson (Smith) 24, Thompson (Lopez, Ballouchy) 80

Rapids Lineup: Steward Ceus, Kosuke Kimura (Drew Moor 46), Michael Holody, Scott Palguta, Danny Earls (Marvell Wynne 85), Mehdi Ballouchy, Ross LaBaux, Wells Thompson, Jamie Smith (Jeff Larentowicz 66), Andre Akpan (Claudio Lopez 79), Quincy Amarikwa.

Colorado (0) at New York Red Bulls (3)

**May 26, 2010 • Attendance: 2,637 • Qualification 3 Match
Red Bull Arena, Harrison, New Jersey**

Scoring Summary: NY—Wolyniec 3 (Garcia, Ubiparipovic) 11, Wolyniec (Tchani) 43, Chinn (unassisted) 56; Rapids—None

Rapids Lineup: Ian Joyce, Marvell Wynne, Julien Baudet (Michael Holody 53), Drew Moor, Danny Earls (Ejected 86), Ross LaBaux, Jeff Larentowicz (Mehdi Ballouchy 46), Claudio Lopez, Wells Thompson (Omar Cummings 70), Colin Clark, Quincy Amarikwa (Andre Akpan 46)

Colorado (0) at Chicago Fire (2)

**March 30, 2011 • Attendance: 2,029 • Qualification 1 Match
Shea Stadium, Bradley University, Peoria, Illinois**

Scoring Summary: COL—Akpan (Amarikwa) 47; CHI—Peurari (Chaves) 45, Anibaba (Pause, Nyarko) 61

Rapids Lineup: Ian Joyce, Ross LeBeaux, Mike Holody, Tyrone Marshall, Scott Palguta; Sanna Nyassi, Steven Emory (Josh Janniere 76*), Joseph Nane, Wells Thompson; Quincy Amarikwa, Andre Akpan

U.S. OPEN CUP ALL-TIME STATISTICS

POS	PLAYER	GP	GS	MIN	G	A
F	John Spencer	5	5	408	4	0
M	Chris Henderson	3	2	225	3	0
F	Jorge Dely Valdes	5	4	379	3	0
F	Paul Bravo	6	6	519	1	1
F	Hercules Gomez	2	2	154	1	1
M	Jose Cancela	2	2	176	1	1
M	Clint Mathis	2	2	168	1	1
M	Matt McKeon	4	4	359	1	0
M	Alain Nkong	1	1	90	1	0
M	Jacob Peterson	3	1	185	1	0
F	Omar Cummings	1	0	45	1	0
F	Wolde Harris	6	4	378	0	3
M	Kevin Anderson	4	3	223	0	2
M	Chris Carrieri	5	4	330	0	2
D	Eric Denton	3	3	270	0	1
M	Rafael Amaya	1	1	68	0	1
M	Kyle Beckerman	6	4	443	0	1
M	Matt Kmosko	3	3	270	0	1
F	Marquis White	2	0	24	0	1
F	Junior Agogo	1	1	90	0	0
M	Imad Baba	1	0	26	0	0
M	Marcelo Balboa	7	6	551	0	0
M	Mehdi Ballouchy	1	1	90	0	0
F	Shaun Bartlett	1	1	90	0	0
M	Scott Bennedetti	2	2	180	0	0
D	Jason Bent	3	1	158	0	0
F	Alex Blake	1	0	17	0	0
D	Nat Borchers	4	4	360	0	0
F	Roberto Brown	1	1	45	0	0
D	Scott Cannon	2	1	135	0	0
F	Conor Casey	1	1	90	0	0
M	Tote Castaneda	1	1	90	0	0
M	Mark Chung	5	5	444	0	0
M	Jordan Cila	1	1	57	0	0
M	Colin Clark	2	2	165	0	0
M	Nico Colaluca	1	0	19	0	0
M	Terry Cooke	2	2	111	0	0
M	Matt Crawford	2	1	114	0	0
D	Leo Cullen	1	1	90	0	0
F	Jeff Cunningham	1	1	59	0	0
D	Chris Dawes	1	1	90	0	0
D	Antonio de la Torre	1	1	90	0	0
F	Raimo de Vries	1	0	33	0	0
M	Alberto Delgado	1	0	33	0	0
F	Raul Diaz Arce	1	1	90	0	0
M	Joey DiGiamarino	3	2	238	0	0
M	Paul Dougherty	1	1	57	0	0
D	Troy Edwards	1	1	45	0	0
D	Facundo Erpen	1	1	90	0	0
D	Robin Fraser	5	5	450	0	0
D	Hunter Freeman	3	2	250	0	0
M	Dan Gargan	4	1	189	0	0
F	Luchi Gonzales	1	1	50	0	0
D	Denis Hamlett	2	2	180	0	0
F	Jean Harbor	2	2	162	0	0
D	Wes Hart	4	4	169	0	0
D	Jordan Harvey	1	1	90	0	0
D	Sean Henderson	3	3	270	0	0

U.S. OPEN CUP ALL-TIME STATISTICS

POS	PLAYER	GP	GS	MIN	G	A
D	Stephen Herdsman	2	2	170	0	0
F	Nicolas Hernandez	3	1	129	0	0
D	Ugo Ihemelu	1	1	90	0	0
D	Tahj Jakins	3	2	181	0	0
D	Aitor Karanka	2	1	148	0	0
D	Stephen Keel	1	1	90	0	0
D	Kosuke Kimura	1	1	90	0	0
M	Zach Kingsley	3	2	186	0	0
F	Jovan Kirovski	4	2	184	0	0
D	Ritchie Kotschau	7	5	660	0	0
D	Ricky Lewis	1	1	50	0	0
M	Anders Limpar	1	0	33	0	0
D	Tim Martin	2	2	171	0	0
D	Chris Martinez	4	4	287	0	0
F	Rey Angel Martinez	1	0	25	0	0
F	Thaigo Martins	1	0	61	0	0
M	Pablo Mastroeni	5	5	420	0	0
D	Guy Melamed	1	1	90	0	0
M	Jason Moore	2	1	121	0	0
F	Fabrice Noel	2	1	83	0	0
F	Daniel Osorno	1	0	26	0	0
M	Raul Palacios	1	0	6	0	0
M	David Patino	1	0	32	0	0
F	Jean Phillippe Peguero	1	0	40	0	0
D	Mike Petke	2	2	210	0	0
D	Brandon Prideaux	1	1	90	0	0
F	Zizi Roberts	2	0	18	0	0
M	Darren Sawatzky	4	1	170	0	0
M	Steve Shak	1	0	1	0	0
F	Richard Sharpe	1	0	7	0	0
D	Jeff Stewart	1	0	4	0	0
D	Keyeno Thomas	1	1	71	0	0
D	Rick Titus	2	2	180	0	0
M	Seth Trembly	2	2	153	0	0
D	Steve Trittschuh	2	2	180	0	0
M	Carlos Valderramma	2	2	180	0	0
D	David Vaudreuil	5	5	450	0	0
D	Peter Vermees	4	4	360	0	0
D	Scott Vermillion	2	2	126	0	0
M	Daniel Wasson	3	2	300	0	0
F	Roy Wegerle	2	2	156	0	0
	TOTALS	19	19	1710	18	16

COLORADO RAPIDS INDIVIDUAL GOALKEEPING

POS	GOALKEEPER	GP	GS	MIN	GA	GAA
GK	Ian Feuer	4	4	360	2	0.50
GK	David Kramer	1	1	90	1	1.00
GK	Scott Garlick	3	3	270	4	1.33
GK	Matt Jordan	2	2	180	3	1.50
GK	Paul Grafer	1	1	90	2	2.00
GK	Scott Vallow	1	1	70	2	2.00
GK	Adin Brown	2	2	180	5	2.50
GK	Joe Cannon	2	1	110	5	2.50
GK	Chris Woods	2	2	180	5	2.50
GK	Zac Thornton	2	2	180	6	3.00
	TOTALS	19	19	1710	35	1.95

2011 RAPIDS RESERVES BOX SCORES

After taking a two-year hiatus, the MLS Reserve League returned to action for the 2011 season. The Colorado Rapids struggled in the first half of the 10-game season, going winless in the first five matches. They were able to turn it around, finishing with a 3-6-1 record in the Central/Mountain Division, led by multi-goal games from Quincy Amarikwa, who scored six goals in total and led the Reserves with two assists as well. Andre Akpan and Steven Emory followed behind with two goals each. The return of the Reserves league allowed younger players and trialists to get competitive action in front of the Rapids head and assistant coaches, as well as Academy players like Dillon Serna and Shane O'Neill to gain more playing experience.

Colorado (0) at FC Dallas (1)
Saturday, April 9, 2011
Pizza Hut Park, Frisco, Texas
Scoring Summary: DAL–Galindo (unassisted) 46

Colorado (0) at Real Salt Lake (2)
Thursday, April 14, 2011
XanGo Field, Lehi, Utah
Scoring Summary: RSL–Chinn (Alvarez, Gonzalez) 21; RSL–Wamer (Reynish) 88

Colorado (1) vs. Chicago Fire (2)
Sunday, May 1, 2011
Dick's Sporting Goods Park, Commerce City, Colo.
Scoring Summary: COL–Emory (unassisted) 51; CHI–Nyarko (Barouch) 66; CHI–Barouch (Nyarko) 68

Colorado (1) vs. Sporting KC (1)
Sunday, May 29, 2011
Dick's Sporting Goods Park, Commerce City, Colo.
Scoring Summary: KC–Aiyegbusi (Colley) 45; COL–Mullan (Janniere) 65

Colorado (0) at Houston Dynamo (1)
Tuesday, June 7, 2011
Robertson Stadium, Houston, Texas
Scoring Summary: HOU–Sarkodie (unassisted) 76

Colorado (0) at Sporting KC (1)
Monday, August 8, 2011
The Sporting Club Training Center at Swope Park, Kansas City, Mo.
Scoring Summary: KC–Saad (Bunbury) 3

Colorado (2) at Chicago (0)
Sunday, August 28, 2011
TOYOTA PARK, Chicago, Ill.
Scoring Summary: COL–Amarikwa (penalty kick) 13; COL–Emory (unassisted) 20

Colorado (3) vs. Houston Dynamo (0)
Thursday, September 1, 2011
Dick's Sporting Goods Park, Commerce City, Colo.
Scoring Summary: COL–Amarikwa (Copeland) 4; COL–Akpan (Amarikwa) 35; COL–Akpan (Amarikwa) 60

Colorado (5) vs. FC Dallas (1)
Sunday, October 2, 2011
Dick's Sporting Goods Park, Commerce City, Colo.
Scoring Summary: COL–LaBaux (unassisted) 7; COL–Amarikwa (LaBaux) 32; COL–Amarikwa (Akpan) 37; COL–Amarikwa (Nane) 39; DAL–Luna (Ulloa) 85; COL–Akpan (Ababio) 89

Colorado (0) vs. Real Salt Lake (2)
Saturday, October 15, 2011
Dick's Sporting Goods Park, Commerce City, Colo.
Scoring Summary: RSL–Alvarez (Gonzalez) 33; RSL–Alexandre (Gonzalez) 43

2011 RAPIDS RESERVES INDIVIDUAL STATISTICS

2011 COLORADO RAPIDS RESERVES STATISTICS (3-6-1, 10 pts.) THROUGH GAMES OF OCTOBER 15, 2011

POS	PLAYER	GP	GS	MIN	G	A	C	E
	Eddie Ababio	7	7	585	0	1	0	0
	Andre Akpan	9	8	701	2	1	2	0
	Quincy Amarikwa	7	7	587	6	2	0	0
	Davy Armstrong	7	6	520	0	0	0	0
	Phil Bannister*	1	1	67	0	0	0	0
	Kyle Christenson*	1	0	45	0	0	0	0
	Miguel Comminges	1	1	45	0	0	0	0
	Sterling Copeland*	2	2	154	0	1	0	0
	Danny Earls	9	9	810	0	0	1	0
	Steven Emory	9	6	397	2	0	0	0
	Ben Gill*	1	1	90	0	0	0	0
	Quame Holder*	1	1	61	0	0	0	0
	Andy Holdsworth*	1	1	90	0	0	0	0
	Mike Holody	10	10	900	0	0	0	0
	Josh Janniere	10	4	526	0	1	0	0
	Macoumba Kandji	1	1	77	0	0	1	0
	Ross LaBaux	9	9	779	1	1	0	0
	Mike Lind*	1	0	45	0	0	0	0
	Tyrone Marshall	1	1	59	0	0	1	0
	Oscar Montez**	1	0	22	0	0	0	0
	Brian Mullan	2	2	135	1	0	0	0
	Joseph Nane	7	7	573	0	1	1	0
	Sanna Nyassi	2	1	59	0	0	0	0
	Scott Palguta	10	10	885	0	0	0	0
	Ricardo Perez**	6	1	199	0	0	0	0
	James Rogers**	4	0	90	0	0	0	0
	Dillon Serna**	6	1	174	0	0	0	0
	Wells Thompson	1	1	75	0	0	0	0
	Anthony Wallace	1	1	45	0	0	0	0
	TEAM TOTALS	10	10	900	12	8	6	0

GAME-WINNING GOALS: Quincy Amarikwa 3

GAME-WINNING ASSISTS: Sterling Copeland 1, Ross LaBaux 1

PENALTY KICK GOALS/ATTEMPTS: Quincy Amarikwa 1-1

COLORADO RAPIDS RESERVES INDIVIDUAL GOALKEEPING

POS	GOALKEEPER	GP	GS	MIN	GA	GAA	PG	PA	W	L	T	SO
	Steward Ceus	6	6	495	5	0.83	0	0	1	4	1	1
	Ian Joyce	5	4	405	6	1.20	0	0	2	3	0	1
	TEAM TOTALS	10	10	900	12	1.20	0	0	6	3	1	5
	OPPONENT TOTALS	10	10	900	12	1.20	0	0	6	3	1	5

*Indicates guest player.

**Indicates academy player

2008 RAPIDS RESERVES BOX SCORES

The Colorado Rapids Reserves finished the 2008 season with a 4-6-2 record. The Rapids Reserves got at least a point from four of their first six games, but then lost four of their last six. Herculez Gomez scored four goals in five games for the Reserves and Nico Colaluca had three goals, two of which were game winners. Brian Grazier and Cesar Zambrano were the only players to appear in all 12 matches, although Ciaran O'Brien led all players with 809 minutes played. Throughout the season, 44 players saw action for the Rapids Reserves giving them valuable experience they would otherwise not receive.

Colorado (1) vs. Los Angeles (1)

Sunday, March 30, 2008

Dick's Sporting Goods Park, Commerce City, Colo.

Scoring Summary: COL-Herculez (Harvey) 40; LA-Jordan (Randolph) 51

Colorado (1) vs. San Jose (1)

Sunday, April 20, 2008

Dick's Sporting Goods Park, Commerce City, Colo.

Scoring Summary: COL-Gray (Kimura) 80; SJ-Denton (unassisted) 88

Colorado (0) at Houston (4)

Sunday, May 11, 2008

Robertson Stadium, Houston, Texas

Scoring Summary: HOU-Brown (Ashe, Hatzke) 10; HOU-Hatzke (Brown, Ustruck) 15; HOU-Brown (unassisted) 49; HOU-Ustruck (unassisted) 80

Colorado (2) vs. Chivas USA (1)

Sunday, May 25, 2008

Dick's Sporting Goods Park, Commerce City, Colo.

Scoring Summary: COL-Antunez (unassisted) 11; Casey (unassisted) 35; CHV-Hamilton (Robles) 86

Colorado (2) vs. Houston (3)

Sunday, June 22, 2008

Dick's Sporting Goods Park, Commerce City, Colo.

Scoring Summary: HOU-Brown (Ustruck) 14; HOU-Brown (unassisted) 36; HOU-Caraccio (Hayden) 46; COL-Herculez (Kimura) 52; COL-Trembly (unassisted) 90

Colorado (3) at San Jose (1)

Saturday, July 12, 2008

Buck Shaw Stadium, Santa Clara, Calif.

Scoring Summary: SJ-Hatzke (Grabavoy) 12; COL-Herculez (Peterson) 25; COL-Colaluca (unassisted) 54; COL-Herculez (unassisted) 65

Colorado (0) at Real Salt Lake (4)

Saturday, August 30, 2008

Quinn's Junction, Park City, Utah

Scoring Summary: COL-Cancela (unassisted) 13; COL-Colaluca (Nick LaBrocca) 36; TOR-Canizalez (Cristian Nunez) 47; COL-Cummings (Nico Colaluca) 82; TOR-Lombardo (unassisted) 83

Colorado (1) at Dallas (2)

Friday, September 5, 2008

Pizza Hut Park, Frisco, Texas

Scoring Summary: DAL-Oduro (Rhine) 22; DAL-Rowland (Oduro, Rocha) 25; COL-Sella (unassisted) 35

Colorado (3) vs. Dallas (0)

Wednesday, September 17, 2008

Dick's Sporting Goods Park, Commerce City, Colo.

Scoring Summary: COL-Colaluca (O'Brien, Gomez) 39; COL-Gomez 70 (unassisted); COL-Colaluca (Sarkodie) 77

Colorado (1) at Los Angeles (0)

Sunday, October 12, 2008

Home Depot Center, Carson, Calif.

Scoring Summary: COL-Dalby (unassisted) 75

Colorado (1) at Chivas USA (2)

Sunday, October 19, 2008

Home Depot Center, Carson, Calif.

Scoring Summary: CHV-Savage (Paladini) 47; CHV-Hamilton (Nurse) 73; COL-Zambrano (Erpen) 76

Colorado (1) vs. Real Salt Lake (2)

Sunday, October 19, 2008

Dick's Sporting Goods Park, Commerce City, Colo.

Scoring Summary: COL-Peterson (DiRaimondo) 39; RSL-Tennelle (Reiman) 58; RSL-Beltran (Nimo) 63

2008 RAPIDS RESERVES INDIVIDUAL STATISTICS

2008 COLORADO RAPIDS RESERVES STATISTICS (4-6-2, 14 pts.) THROUGH GAMES OF OCTOBER 19, 2008

POS	PLAYER	GP	GS	MIN	G	A	C	E
	Daniel Antunez*	3	1	134	1	0	0	0
	Mehdi Ballouchy	3	3	205	0	0	0	0
	Jose Burciaga Jr.	6	5	350	0	0	1	1
	Preston Burpo	2	2	205	0	0	0	0
	Scott Campbell	1	1	90	0	0	0	0
	Conor Casey	2	2	82	1	0	0	0
	Terry Cooke	1	1	62	0	0	0	0
	Colin Clark	1	1	90	0	0	0	0
	Nico Colaluca	9	9	778	3	0	0	0
	Rene Corona*	1	1	90	0	0	0	0
	Bouna Coundoul	1	1	90	0	0	0	0
	Omar Cummings	1	1	45	0	0	0	0
	Greg Dalby	2	2	152	1	0	0	0
	John DiRaimondo	6	5	495	0	1	2	0
	Facundo Erpen	5	3	338	0	1	0	0
	Kevin Forrest*	1	1	90	0	0	0	0
	Dan Gargan	3	2	158	0	0	0	0
	Rafael Gomes	4	3	290	0	0	0	0
	Christian Gomez	1	1	90	1	1	0	0
	Herculez Gomez	5	4	335	4	0	0	0
	Kelly Gray	3	3	252	1	0	0	0
	Mike Graczyk*	3	2	197	0	0	0	0
	Brian Grazier	12	8	760	0	0	0	0
	Jordan Harvey	6	6	540	0	1	3	0
	Justin Hughes	1	1	73	0	0	0	0
	Ugo Ihemelu	1	1	90	0	0	0	0
	Stephen Keel	10	9	808	0	0	2	1
	Kosuke Kimura	4	2	233	0	2	0	0
	Jovan Kirovski	1	1	58	0	0	0	0
	Pablo Mastroeni	1	1	62	0	0	1	0
	Tom McManus	3	1	150	0	0	0	0
	Ciaran O'Brien	10	9	809	0	1	0	0
	Jacob Peterson	10	8	691	1	1	0	0
	Mike Petke	2	1	106	0	0	0	0
	Sam Reynolds*	1	1	90	0	0	1	0
	Bryant Rueckner*	1	0	45	0	0	0	0
	Kwame Sarkodie	6	5	427	0	1	0	0
	Adriano Sella*	2	1	135	1	0	0	0
	Chris Sharpe*	4	4	380	0	0	0	0
	Seth Tremblay*	1	0	23	1	0	0	0
	Brandon Tucker*	2	0	52	0	0	0	0
	Kenny Uzoigwe*	2	1	112	0	0	0	0
	Tim Ward	11	8	761	0	0	2	0
	Cesar Zambrano	12	8	790	1	0	0	0
	TEAM TOTALS	12	12	1080	16	9	12	2

COLORADO RAPIDS RESERVES INDIVIDUAL GOALKEEPING

POS	GOALKEEPER	GP	GS	MIN	GA	GAA	PG	PA	W	L	T	SO
GK	Bouna Coundoul	1	1	90	0	0.00	0	0	1	0	0	1
GK	Preston Burpo	3	2	205	4	1.76	0	0	2	1	0	0
GK	Mike Graczyk*	3	2	197	2	0.91	0	0	1	1	0	1
GK	Justin Hughes	1	1	73	1	1.23	0	0	0	0	1	0
GK	Sam Reynolds*	1	1	90	2	2.00	0	0	0	1	0	0
GK	Bryant Rueckner*	1	0	45	0	0.00	0	0	0	0	0	0
GK	Chris Sharpe*	5	5	380	12	2.84	0	0	0	3	1	0
	TEAM TOTALS	12	12	1080	21	1.75	0	0	4	6	2	2

*Indicates guest player.

2007 RAPIDS RESERVES BOX SCORES

The Colorado Rapids Reserves won the MLS Reserve Division for the second straight year on Sunday, October 7, 2007 with a 3-0 victory over the Toronto FC Reserves. Following the historic win, Rapids Managing Director Jeff Plush presented the MLS Reserve Division Championship trophy to Coach John Murphy and the Rapids Reserves, who celebrated their victory on the field inside their home stadium in style. The Rapids Reserves posted an undefeated record on the year going 7-0-3. Veterans led the way for the reserves in 2007 with Jose Cancela leading the team with four goals, and Zach Thornton posting a .94 GAA through his nine games.

Colorado (1) vs. Chicago (0)

Monday, April 16, 2007

Dick's Sporting Goods Park, Commerce City, Colo.

Scoring Summary: COL—Harvey (Peterson, LaBrocca) 49

Colorado (2) at Real Salt (1)

Tuesday, May 1, 2007

Quinn's Junction, Park City, Utah

Scoring Summary: COL—Clark (Cancela) 2; COL—LaBrocca (Casey, Clark) 4; RSL—Lancos (Tejada) 64

Colorado (2) vs. Houston (2)

Sunday, May 6, 2007

Dick's Sporting Goods Park, Commerce City, Colo.

Scoring Summary: HOU—Wondolowski (Hayden) 8; COL—Wasson (Clark) 48; COL—Clark (Casey, Harvey) 63; HOU—Ustruck (unassisted) 74

Colorado (3) vs. Los Angeles (0)

Sunday, May 27, 2007

Dick's Sporting Goods Park, Commerce City, Colo.

Scoring Summary: COL—Wasson (Penalty Kick) 15; COL—Peterson (Cummings, Colaluca) 62; COL—DiRaimondo (Cummings) 90+

Colorado (2) at Kansas City (1)

Monday, July 23, 2007

Swope Park, Kansas City, Mo.

Scoring Summary: COL—Own Goal 25; KC—Kraus (Watson, Raybould) 62; COL—Casey (unassisted) 90+

Colorado (0) at Dallas (0)

Sunday, August 5, 2007

Pizza Hut Park, Frisco, Texas

Scoring Summary: None

Colorado (3) at Toronto (2)

Thursday, August 30, 2007

The Soccer Centre, Ontario, Canada

Scoring Summary: COL—Cancela (unassisted) 13; COL—Colaluca (Nick LaBrocca) 36; TOR—Canizalez (Cristian Nunez) 47; COL—Cummings (Nico Colaluca) 82; TOR—Lombardo (unassisted) 83

Colorado (2) at Columbus (2)

Sunday, September 2, 2007

Columbus Crew Stadium, Columbus, Ohio

Scoring Summary: CLB—Garey (Virtuoso) 38; CLB—Garey (unassisted) 45+; COL—Cancela (unassisted) 68; COL—Cummings (Kimura) 83

Colorado (4) at Los Angeles (0)

Sunday, September 9, 2007

Home Depot Center, Carson, Calif.

Scoring Summary: COL—Cancela (unassisted) 8; COL—Keel (Osorno) 30; COL—Hernandez (Osorno) 56; COL—Peterson (Lemons) 80

Colorado (3) vs. Toronto (0)

Sunday, October 7, 2007

Dick's Sporting Goods Park, Commerce City, Colo.

Scoring Summary: COL—Harvey (Keel, Cancela) 65; COL—Cancela (Thompson) 78; COL—Colaluca (unassisted) 87

2007 RAPIDS RESERVES INDIVIDUAL STATISTICS

2007 COLORADO RAPIDS RESERVES STATISTICS (7-0-3, 24 pts.) THROUGH GAMES OF OCTOBER 7, 2007

POS	PLAYER	GP	GS	MIN	G	A	C	E
MID	Mehdi Ballouchy	1	1	60	0	0	0	0
FWD	Roberto Brown	1	1	45	0	0	0	0
MID	Jose Cancela	7	7	508	4	2	0	0
FWD	Conor Casey	4	3	171	1	2	2	1
MID	Colin Clark	5	3	354	2	2	2	0
MID	Nico Colaluca	9	8	607	2	2	0	0
FWD	Omar Cummings	9	6	608	2	2	1	0
MID	John DiRaimondo	10	6	605	1	0	1	0
DEF	Dan Gargan	4	4	360	0	0	3	1
FWD	Herculez Gomez	1	0	12	0	0	0	0
DEF	Jordan Harvey	10	10	900	2	1	1	0
FWD	Nicolas Hernandez	3	3	187	1	0	0	0
GK	Justin Hughes	2	1	135	0	0	0	0
DEF	Stephen Keel	10	10	900	1	1	3	0
MID	Kosuke Kimura	8	6	518	0	1	0	0
FWD	Jovan Kirovski	1	1	45	0	0	0	0
MID	Nick LaBrocca	9	8	752	1	2	1	0
MID	Chris Lemons*	4	0	121	0	1	0	0
DEF	Ricky Lewis*	1	0	18	0	0	0	0
MID	Yherland McDonald	1	0	12	0	0	0	0
MID	Daniel Osorno	4	2	217	0	2	0	0
FWD	Jacob Peterson	8	6	549	2	1	1	0
DEF	Brandon Prideaux	1	1	55	0	0	0	0
MID	Galen Thompson*	4	1	179	0	1	0	0
GK	Zach Thornton	9	9	765	0	0	0	0
MID	Daniel Wasson	4	4	360	2	0	1	0
DEF	Cliff Wilmes	6	6	540	0	0	0	0
DEF	Chris Wingert	3	3	270	0	0	1	0
	TEAM TOTALS	10	10	900	22	20	17	2

COLORADO RAPIDS RESERVES INDIVIDUAL GOALKEEPING

POS	GOALKEEPER	GP	GS	MIN	GA	GAA	PG	PA	W	L	T	SO
GK	Zach Thornton	9	9	765	8	0.94	0	0	6	0	3	3.5
GK	Justin Hughes	2	1	135	0	0.00	0	0	1	0	0	1.5
	TEAM TOTALS	10	10	900	8	0.80	0	0	7	0	3	5

*Indicates guest player

2006 RAPIDS RESERVES BOX SCORES

After only its second season the Rapids Reserves squad clinched the 2006 Reserves Championship after finishing their season with nine wins, three losses and 27 points. Thiago Martins and Melvin Tarley led the Rapids Reserves with four goals a piece, while Sasha Gotsmanov was the squads assist leader posting four on the season. The Reserves defense was outstanding as well. The combination of 'keepers Bouna Coundoul and Matt Jordan proved to be lethal for the Reserves. Coundoul had three individual shutouts while the two 'keepers combined for another three shutouts.

Colorado (4) vs. Columbus (0)

Sunday, April 10, 2006

Rapids Training Facility, Westminster, Colo.

Scoring Summary: COL—Gotsmanov (Peterson, Gonzalez) 26; King (Harvey) 28; Gonzalez (Penalty Kick) 34; Gargan (Berg, King) 89

Colorado (2) vs. Houston (0)

Sunday, April 30, 2006

Rapids Training Facility, Westminster, Colo.

Scoring Summary: COL—Thiago Martins (Dan Gargan 44); Thiago Martins 50

Colorado (3) at Columbus (2)

Sunday, May 13, 2006

Crew Training Facility, Obetz, Ohio

Scoring Summary: CLB—Cameron (Grabavoy, Bisaku) 6; Vasquez (Bisaku) 29; COL—Noel (Harvey) 42; Martins 49; Martins 55

Colorado (1) vs. Kansas City (0)

Sunday, July 9, 2006

Broomfield County Commons Park, Broomfield, Colo.

Scoring Summary: COL—Gonzalez 34

Colorado (1) vs. Chivas (2)

Friday, July 21, 2006

Broomfield County Commons Park, Broomfield, Colo.

Scoring Summary: CHV—Corona 2; Helm 13; COL—Peterson (Gotsmanov) 50

Colorado (3) vs. Los Angeles (1)

Sunday, August 13, 2006

Broomfield County Commons Park, Broomfield, Colo.

Scoring Summary: LA—Hanson (Enfield) 13; COL—Noel (Gotsmanov) 25; Clark (Mathis, Gotsmanov) 29; Harvey (Noel) 84

Colorado (1) at D.C. United (0)

Sunday, August 20, 2006

DC United Training Complex, Washington, D.C.

Scoring Summary: COL—Keel (Tarley) 43

Colorado (1) at Chicago (0)

Sunday, August 27, 2006

Lake Forest Academy, Lake Forest, Ill.

Scoring Summary: COL—Melvin Tarley (Fabrice Noel) 85

Colorado (1) at Real Salt Lake (3)

Sunday, September 3, 2006

Park City, Utah

Scoring Summary: RSL—Harris (Watson) 16; Watson (Brown, Harris) 66; Hashimoto (Harris, Brown) 89; COL—Tarley (penalty kick) 29

Colorado (1) at Los Angeles (4)

Sunday, September 17, 2006

Home Depot Center, Carson, Calif.

Scoring Summary: LA—Michael Enfield (Herculez Gomez) 39; Herculez Gomez (unassisted) 61; Josh Hansen (Michael Enfield) 75; Herculez Gomez (unassisted) 80; COL—Melvin Tarley (unassisted) 72

Colorado (4) at Chivas (3)

Sunday, September 24, 2006

Home Depot Center, Carson, Calif.

Scoring Summary:

CHV—Rodrigo López (penalty) 39; COL—Melvin Tarley (unassisted) 44; CHV—Brent Whitfield (Daniel Paladini) 45; COL—Brent Whitfield (own goal) 70, Aaron King (Jovan Kirovski) 74; CHV—Brent Whitfield (unassisted) 85; COL—Stephen Keel (Sasha Gotsmanov) 89

Colorado (3) vs. New York (0)

Sunday, October 8, 2006

Broomfield County Commons Park, Broomfield, Colo.

Scoring Summary: COL—Clark (Mathis) 35; Mathis (Clark, Tarley) 39; Gotsmanov (Clark, Mathis) 51

2006 RAPIDS RESERVES INDIVIDUAL STATISTICS

2006 COLORADO RAPIDS RESERVES STATISTICS (9-3-0, 27 pts.) THROUGH GAMES OF OCTOBER 8, 2006

POS	PLAYER	GP	GS	MIN	G	A	C	E
MID	Cody Berg*	1	0	18	0	1	0	0
MID	Colin Clark	10	10	846	2	3	1	0
GK	Bounaoundoul	11	8	675	0	0	1	0
MID	Matt Crawford	5	3	265	0	0	0	0
MID	Leo Cullen*	1	0	31	0	0	1	0
DEF	Eric Denton	5	5	353	0	0	1	1
MID	Bryan Eisenbraun*	1	0	35	0	0	0	0
MID	Josh Elbaum*	2	1	72	0	0	0	0
DEF	Hunter Freeman	2	2	135	0	0	0	0
DEF	Dan Gargan	5	3	321	1	1	2	0
DEF	Liam Girrard*	1	1	45	0	0	0	0
FWD	Luchi Gonzalez	11	11	915	2	1	1	0
FWD	Sasha Gotsmanov	12	8	636	2	4	1	0
FWD	Wolde Harris	1	0	17	0	0	0	0
DEF	Jordan Harvey	11	11	971	1	2	0	1
FWD	David Johnson*	1	0	13	0	0	0	0
GK	Matt Jordan	7	3	315	0	0	0	0
DEF	Stephen Keel	12	12	1080	2	0	3	0
FWD	Aaron King	11	6	636	2	1	0	0
FWD	Jovan Kirovski	3	2	167	0	1	1	0
MID	Zach Kubilca*	3	0	71	0	0	0	0
FWD	Thiago Martins (COL)	3	2	186	4	0	0	0
FWD	Thiago Martins (TOT)	4	3	276	5	1	1	0
MID	Clint Mathis	4	4	284	1	3	1	0
MID	Ben Meek*	1	0	20	0	0	0	0
MID	Alain Nkong	3	2	134	0	0	1	0
FWD	Fabrice Noel	10	9	773	2	2	1	0
FWD	Jacob Peterson	4	4	376	1	1	0	0
GK	Bobby Ritter*	1	1	90	0	0	0	0
FWD	Melvin Tarley	6	5	368	4	2	1	0
MID	Jacob Traeger*	2	1	94	0	0	0	0
MID	Daniel Wasson	10	9	801	0	0	3	0
FWD	Cameron Weaver*	1	0	45	0	0	1	0
DEF	Chris Wingert	9	8	765	0	0	0	0
	TEAM TOTALS	12	12	1080	25	21	20	2

COLORADO RAPIDS RESERVES INDIVIDUAL GOALKEEPING

POS	GOALKEEPER	GP	GS	MIN	GA	GAA	PG	PA	W	L	T	SO
GK	Joe Cannon	0	0	0	0	0	0	0	0	0	0	0
GK	Bounaoundoul	11	8	675	8	1.07	0	0	4	2	0	3
GK	Matt Jordan	7	3	315	5	1.43	0	0	3	1	0	0
GK	Bobby Ritter*	1	1	90	2	2.00	0	0	1	0	0	0
	TEAM TOTALS	12	12	1080	15	1.25	0	0	8	3	0	6

*Indicates guest player

2005 RAPIDS RESERVES BOX SCORES

In the inaugural season of the Reserve Division of the Colorado Rapids the squad would finish in third place, posting a record of 5-4-3 with 18 points. Sasha Gotsmanov would be a stand out player for the squad making him the Rapids Reserve Most Valuable Player. He compiled six goals and three assists in 12 games for a total of 15 points, which also ranked him #6 in the league.

Colorado (2) at Real Salt Lake (2)**Saturday, April 16, 2005****Rice-Eccles Stadium, Park City, Utah**

Scoring Summary: COL—Gotsmanov 2; Gotsmanov 76; RSL—Behncke (Fitzpatrick) 45; RSL—Cutler 55

Colorado (0) vs. Columbus (1)**Sunday, April 24, 2005****Rapids Training Facility, Westminster, Colo.**

Scoring Summary: CLB—Sutton 50

Colorado (2) vs. MetroStars (3)**Sunday, May 1, 2005****Broomfield High School, Broomfield, Colo.**

Scoring Summary:
MET—Ibrahim 36; Flores (Penalty Kick) 44; Ibrahim 80; COL—Harris (Cullen) 40; Sepuya 63

Colorado (2) vs. Chivas (1)**Sunday, May 15, 2005****Colorado (1) at New England (1)****Sunday, May 29, 2005****Lower Practice Field, Gillette Stadium, Foxborough, Mass.**

Scoring Summary: NE—Edozien (Smith) 51; COL—Sepuya (Gotsmanov) 71

Colorado (2) at Columbus (1)**Saturday, June 11, 2005****Columbus Crew Stadium, Columbus, Ohio**

Scoring Summary: COL—Melamed, 72; Gonzalez (Sagastume) 77; CLB—Storey (Vasquez) 85

Colorado (2) vs. FC Dallas (3)**Sunday, June 26, 2005****Rapids Training Facility, Westminster, Colo.**

Scoring Summary: COL—Gotsmanov 18; Harris (Penalty Kick) 45; FCD—Nunez 23; Thompson 60; Bullow 67

Colorado (2) vs. D.C. United (3)**Sunday, September 4, 2005****Rapids Training Facility, Westminster, Colo.**

Scoring Summary: DC—Walker (Wilson) 2; Walker (Kuffour) 26; Walker (Perkins) 76; COL—Snodgrass (Gotsmanov) 30; Gotsmanov (Harris) 68

Colorado (6) vs. Los Angeles (2)**Sunday, September 11, 2005****The Home Depot Center, Carson, Calif.**

Scoring Summary: COL—Peguero 36; Peguero (Ben-Dayan) 41; Fabrice (Keel) 48; Peguero (Gotsmanov) 55; Harris (Fabrice) 77; Snodgrass (Gotsmanov) 82; LA—Ramirez (Da Conceicao, Gonzalez) 45; Chisoni (Ngwenya) 90

Colorado (2) vs. Chivas (2)**Sunday, September 25, 2005****Home Depot Center Track & Field Stadium, Carson, Cal.**

Scoring Summary: COL—González 7; González 18; CHV—Romo 26; Romo (Penalty Kick) 43

Colorado (5) vs. Real Salt Lake (1)**Sunday, October 2, 2005****Rapids Training Facility, Westminster, Colo.**

Scoring Summary: COL—Gonzalez (Elbaum) 19; Noel (Elbaum) 27; Lowery 34; Gonzalez (Penalty Kick) 40; Gonzalez (Keel) 62; RSL—Watson (Acosta) 48

Colorado (3) at. FC Dallas (2)**Sunday, October 9, 2005****Pizza Hut Park, Frisco, Texas**

Scoring Summary: COL—Gotsmanov (Gargan) 20; Noel (Gonzalez) 23; Gotsmanov (Lowery) 36; FCD—McMannus (Rowland) 67; Rowland 60

2005 RAPIDS RESERVES INDIVIDUAL STATISTICS

2005 COLORADO RAPIDS RESERVES STATISTICS (5-4-3, 18 pts.) THROUGH GAMES OF OCTOBER 9, 2005

POS	PLAYER	GP	GS	MIN	G	A	C	E
DEF	Jeremy Aldrich*	1	1	58	0	0	0	0
MID	Kyle Beckerman	3	2	192	0	1	0	0
MID	Dedi Ben-Dayan	2	1	89	0	1	0	0
DEF	Nat Borchers	1	1	90	0	0	0	0
MID	Alexandre Boucicaut	3	0	55	0	0	0	0
GK	Joe Cannon	0	0	0	0	0	0	0
GK	Michael Cardenas	2	2	180	0	0	0	0
MID	Mark Chung	2	1	121	1	1	0	0
MID	Terry Cooke	2	1	69	0	0	0	0
MID	Matt Crawford	1	1	62	0	0	0	0
MID	Leo Cullen	9	8	646	0	1	0	1
FWD	Jeff Cunningham	2	0	59	0	0	0	0
MID	Jared Chandler*	1	1	90	0	0	0	0
DEF	Eric Denton	0	0	0	0	0	0	0
GK	Byron Foss	6	6	540	0	0	0	0
DEF	Hunter Freeman	4	4	328	0	0	1	0
MID	Tim Garry*	1	0	32	0	0	0	0
DEF	Dan Gargan	9	8	778	0	1	3	0
FWD	Luchi Gonzalez	4	3	284	5	1	0	0
FWD	Sasha Gotsmanov	12	12	1080	6	3	0	0
FWD	Luke Harrington*	1	1	45	0	0	0	0
FWR	Wolde Harris	9	9	516	5	2	0	0
MID	Benjamin Hollingsworth	1	0	27	0	0	0	0
DEF	Stephen Keel	6	6	540	0	1	0	0
DEF	Ritchie Kotschau	2	2	180	0	0	0	0
MID	Jeff Krause*	3	2	195	0	0	1	0
DEF	Ricky Lewis	6	6	525	0	0	2	0
DEF	Amir Lowery	11	11	943	1	1	5	1
MID	Pablo Mastroeni	0	0	0	0	0	0	0
DEF	Guy Melamed	5	5	438	1	0	2	0
MID	Alain Nkong	4	4	241	0	0	0	0
FWD	Fabrice Noël	6	5	477	3	1	0	0
FWD	Jean Philippe Peguero	2	1	82	3	0	1	0
MID	Marcus Sagastume	9	4	553	0	2	0	0
FWD	Eugene Sepuya	4	4	327	2	0	0	0
FWR	Diego Serna	3	2	175	0	0	0	0
MID	Lance Snodgrass*	1	1	81	2	0	0	0
DEF	Jacob Traeger*	4	2	243	0	0	1	0
	TEAM TOTALS	12	12	1080	28	15	14	1

COLORADO RAPIDS RESERVES INDIVIDUAL GOALKEEPING

POS	GOALKEEPER	GP	GS	MIN	GA	GAA	PG	PA	W	L	T	SO
GK	Joe Cannon	1	1	45	0	0.00	0	0	0	0	0	0
GK	Byron Foss	6	6	540	12	1.50	0	0	1	3	2	0
GK	Bouna Condoul	3	3	315	2	1.00	0	1	1	0	1	0
GK	Michael Cardenas	2	2	180	4	2.00	0	1	1	1	0	0
	TEAM TOTALS	12	12	1080	20	2.00	0	2	3	4	3	0

*Indicates guest player.



Westerra is Proud to be the Colorado Rapids Season Sponsor



Westerra Credit Union is proud to be the 2012 season sponsor for the Colorado Rapids because we believe in community and the kind of teamwork it takes to produce excellence. The Rapids are a true reflection of what can be accomplished through dedication, commitment and teamwork—here at home in Colorado.

Like the Rapids, our goal is to continue to build on our strong record. Many Coloradans are discovering they can save money every month—and keep their money in Colorado—when they choose to use Westerra Credit Union. In the same way the Colorado Rapids work as a team to deliver excitement and win games, the Westerra team can help you and your family reach your financial goals.

With low fees and top-notch service—we make it easy to choose Westerra! Everyone in the Denver metro area can join.

This year, Westerra is celebrating 78 years of providing a safe and trusted place for individuals and families throughout the Denver area to save and borrow. As a top-rated, 5-Star credit union, Westerra will continue to put our members' interests first, and pay tribute to our local heritage in the region's school districts, military bases and diverse communities.

Westerra takes pride in being among the few locally-owned financial institutions in Colorado. When you open a savings account at the credit union, you become an owner—there are no outside stockholders. Westerra is known for its solid expertise, top-notch service, quality products and the lowest fees in the area.

Whether it's teaching financial education in our classrooms, offering mortgage reviews or financing a new car, you'll see Westerra working to make a difference for the individuals and families who use our credit union—and the community we share.

Please join Westerra Credit Union in cheering on our Colorado Rapids to another successful season.

Go Rapids!

C. Alan Peppers | President/CEO



westerracu.com • 303-321-4209 190 Locations. 1000 Free ATMs.

2012 COLORADO RAPIDS
MLS



2011 MLS REGULAR SEASON STATISTICS

2011 FINAL MLS STANDINGS

	OVERALL								HOME GAMES					ROAD GAMES				
	GP	W	L	T	PTS	GF	GA	GD	W	L	T	GF	GA	W	L	T	GF	GA
EASTERN																		
Sporting KC	34	13	9	12	51	50	40	10	9	2	6	29	16	4	7	6	21	24
Houston	34	12	9	13	49	45	41	4	10	3	4	32	20	2	6	9	13	21
Philadelphia	34	11	8	15	48	44	36	8	7	1	9	24	18	4	7	6	20	18
Columbus	34	13	13	8	47	43	44	-1	9	3	5	27	18	4	10	3	16	26
New York	34	10	8	16	46	50	44	6	8	3	6	29	17	2	5	10	21	27
Chicago	34	9	9	16	43	46	45	1	6	3	8	24	19	3	6	8	22	26
D.C. United	34	9	13	12	39	49	52	-3	4	5	8	28	27	5	8	4	21	25
Toronto FC	34	6	13	15	33	36	59	-23	5	4	8	18	21	1	9	7	18	38
New England	34	5	16	13	28	38	58	-20	4	7	6	17	24	1	9	7	21	34
WESTERN																		
Los Angeles	34	19	5	10	67	48	28	20	12	0	5	28	8	7	5	5	20	20
Seattle	34	18	7	9	63	56	37	19	9	4	4	32	20	9	3	5	24	17
Real Salt Lake	34	15	11	8	53	44	36	8	10	3	4	29	15	5	8	4	15	21
FC Dallas	34	15	12	7	52	42	39	3	9	5	3	20	11	6	7	4	22	28
Colorado	34	12	9	13	49	44	41	3	6	2	9	25	16	6	7	4	19	25
Portland	34	11	14	9	42	40	48	-8	9	5	3	30	22	2	9	6	10	26
San Jose	34	8	12	14	38	40	45	-5	5	4	8	24	19	3	8	6	16	26
Chivas USA	34	8	14	12	36	41	43	-2	5	7	5	19	17	3	7	7	22	26
Vancouver	34	6	18	10	28	35	55	-20	6	6	5	24	24	0	12	5	11	31

GOALKEEPING LEADERS

PLAYER.....	TEAM	GP	MIN	SHTS	SVS	GA	GAA	W-L-T	SHO
Donovan Ricketts.....	LA	15	1284	52	41	11	0.77	7-3-4	7
Josh Saunders.....	LA	19	1639	72	55	17	0.93	12-2-4	8
Faryd Mondragon.....	PHI	27	2385	77	49	28	1.06	8-8-11	7
Kevin Hartman.....	DAL	33	2970	120	85	35	1.06	15-11-7	13
Kasey Keller.....	SEA	34	3060	147	110	37	1.09	18-7-9	9
Nick Rimando.....	RSL	33	2970	131	95	36	1.09	14-11-8	13
Bounaoundoul.....	NY	12	1035	50	37	13	1.13	3-2-6	3
Jimmy Nielsen.....	KC	31	2767	114	79	35	1.14	12-8-11	7
Tally Hall.....	HOU	34	3060	140	99	41	1.21	12-9-13	6
Matt Pickens.....	COL	34	3060	118	77	41	1.21	12-9-13	8

Minimum: 1000 minutes played

GAMES PLAYED

PLAYER.....	TEAM	GP
14 players tied with 34		

GAMES STARTED

PLAYER.....	TEAM	GS
Brad Davis.....	HOU	34
Tally Hall.....	HOU	34
Kasey Keller.....	SEA	34
Kosuke Kimura.....	COL	34
Nick LaBrocca.....	CHV	34
Jeff Larentowicz.....	COL	34
Sebastien Le Toux.....	PHI	34
Joel Lindpere.....	NY	34
Sebastian Miranda.....	CLB	34
Matt Pickens.....	COL	34

MINUTES PLAYED

PLAYER.....	TEAM	MIN
Tally Hall.....	HOU	3060
Kasey Keller.....	SEA	3060
Sebastien Le Toux.....	PHI	3060
Matt Pickens.....	COL	3060
Nick LaBrocca.....	CHV	3058
Jeff Larentowicz.....	COL	3051
Joel Lindpere.....	NY	3048
Sebastian Miranda.....	CLB	3044
Kosuke Kimura.....	COL	2996
5 players tied with 2970		

GOALS

PLAYER.....	TEAM	GP	GOALS
Dwayne De Rosario.....	DC*	33	16
Chris Wondolowski.....	SJ	30	16
Thierry Henry.....	NY	26	14
Andres Mendoza.....	CLB	29	13
Camilo.....	VAN	32	12
Landon Donovan.....	LA	23	12
Fredy Montero.....	SEA	30	12
Dominic Oduro.....	CHI*	34	12
Charlie Davies.....	DC	26	11
Sebastien Le Toux.....	PHI	34	11
Alvaro Saborio.....	RSL	23	11
Brek Shea.....	DAL	31	11

ASSISTS

PLAYER.....	TEAM	GP	ASTS
Brad Davis.....	HOU	34	16
David Beckham.....	LA	26	15
Mauro Rosales.....	SEA	26	13
Dwayne De Rosario.....	DC*	33	12
Kyle Beckerman.....	RSL	29	9
Davide Chiumiento.....	VAN	26	9
Sebastien Le Toux.....	PHI	34	9
Fredy Montero.....	SEA	30	9
Patrick Nyarko.....	CHI	30	9
Jack Jewsbury.....	POR	31	8

2011 MLS REGULAR SEASON STATISTICS

SHOTS

PLAYER.....	TEAM	GP	SHOTS
Dwayne De Rosario	DC*	33	113
Chris Wondolowski	SJ	30	109
Fredy Montero	SEA	30	108
Maicon Santos	DAL*	30	92
Marco Pappa	CHI	29	92
Kei Kamara	KC	30	91
Camilo	VAN	32	83
Sebastien Le Toux.....	PHI	34	81
Juan Pablo Angel.....	CHV*	31	78
Kenny Cooper	POR	34	78
Dominic Oduro	CHI*	34	78
Khari Stephenson.....	SJ	31	78

SHOTS ON GOAL

PLAYER.....	TEAM	GP	SOG
Chris Wondolowski	SJ	30	52
Dwayne De Rosario	DC*	33	44
Fredy Montero	SEA	30	42
Marco Pappa	CHI	29	41
Dominic Oduro	CHI*	34	40
Camilo	VAN	32	37
Juan Pablo Angel.....	CHV*	31	32
Fabian Espindola	RSL	27	31
Andres Mendoza	CLB	29	31
Kenny Cooper	POR	34	30
Thierry Henry.....	NY	26	30
Sebastien Le Toux.....	PHI	34	30

FOULS COMMITTED

PLAYER.....	TEAM	GP	FC
Diego Chara	POR	28	64
Gershon Koffie	VAN	29	58
Dwayne De Rosario	DC*	33	57
Fredy Montero	SEA	30	55
Eric Hassli	VAN	26	53
Julius James	CLB	31	53
Oswaldo Alonso	SEA	33	50
Emmanuel Ekpo.....	CLB	32	48
Camilo	VAN	32	47
Daniel Hernandez.....	DAL	30	47
Cam Weaver	HOU	28	47

FOULS SUFFERED

PLAYER.....	TEAM	GP	FS
Gershon Koffie	VAN	29	76
Benny Feilhaber	NE	23	71
Eddie Gaven	CLB	26	65
Patrick Nyarko	CHI	30	60
Mauro Rosales	SEA	26	59
Kenny Cooper	POR	34	56
Camilo	VAN	32	55
Shalrie Joseph	NE	32	54
Fredy Montero	SEA	30	54
Marvin Chavez	DAL	31	53
Emmanuel Ekpo.....	CLB	32	53
Joel Lindpere	NY	34	53

CAUTIONS (YELLOW)

PLAYER.....	TEAM	GP	CAUT
David Beckham	LA	26	10
Aurelien Collin	KC	23	10
Emmanuel Ekpo.....	CLB	32	8
Jackson	DAL	28	8
Eric Hassli	VAN	26	8
Drew Moor	COL	32	8
Gonzalo Segares	CHI	33	8
Carlos Valdes	PHI	32	8

12 players tied with 7

EJECTIONS (RED CARDS)

PLAYER.....	TEAM	GP	EJECT
Eric Hassli	VAN	26	3
Nat Borchers	RSL	30	2
Omar Bravo	KC	27	2
Bobby Burling.....	SJ	23	2
Emmanuel Ekpo.....	CLB	32	2
Thierry Henry.....	NY	26	2
Jhon Kennedy Hurtado ..	SEA	23	2
A.J. Soares.....	NE	28	2
Chris Tierney	NE	27	2

68 players tied with 1

CORNER KICKS

PLAYER.....	TEAM	GP	CK
Brad Davis	HOU	34	172
David Beckham	LA	26	117
Jack Jewsbury	POR	31	105
Graham Zusi	KC	32	97
Joel Lindpere	NY	34	86
Marco Pappa	CHI	29	75
Sanna Nyassi	COL	26	74
Chris Tierney	NE	27	71
Sebastien Le Toux.....	PHI	34	67
Mauro Rosales	SEA	26	66

OFFSIDES

PLAYER.....	TEAM	GP	OFF
Luke Rodgers	NY	23	48
Dwayne De Rosario	DC*	33	45
Kenny Cooper	POR	34	40
Alvaro Saborio	RSL	23	38
Juan Pablo Angel.....	CHV*	31	36
Sebastien Le Toux.....	PHI	34	36
Jorge Perla	POR	31	36
Fabian Espindola	RSL	27	33
Andres Mendoza.....	CLB	29	33
Rajko Letic	NE	23	28

GAME-WINNING GOALS

PLAYER.....	TEAM	GP	GWG
Andres Mendoza.....	CLB	29	5
Fredy Montero.....	SEA	30	5
Brek Shea	DAL	31	5
Chris Wondolowski	SJ	30	5
Chad Barrett	LA	27	4
Landon Donovan	LA	23	4
Luke Rodgers	NY	23	4
Alvaro Saborio	RSL	23	4

11 players tied with 3

GAME-WINNING ASSISTS

PLAYER.....	TEAM	GP	GWA
David Beckham	LA	26	7
Kyle Beckerman	RSL	29	6
Brad Davis	HOU	34	6
Mauro Rosales	SEA	26	5
Dwayne De Rosario	DC*	33	4
Brad Evans	SEA	20	4
Jan Gunnar Solli	NY	31	4
Graham Zusi	KC	32	4

7 players tied with 3

2011 MLS REGULAR SEASON STATISTICS

HAT TRICKS

PLAYER.....	TEAM	GP	HATS
Justin Braun.....	CHV	29	2
Dwayne De Rosario.....	DC*	33	2
Will Bruin.....	HOU	25	1
Charlie Davies.....	DC	26	1
Steven Lenhart.....	SJ	14	1
Lamar Neagle.....	SEA	23	1
Sanna Nyassi.....	COL	26	1
Marco Pappa.....	CHI	29	1

MULTI-GOAL GAMES

PLAYER.....	TEAM	GP	GAMES
Eric Hassli.....	VAN	26	4
Andres Mendoza.....	CLB	29	4
Dwayne De Rosario.....	DC*	33	3
Landon Donovan.....	LA	23	3
Sebastien Le Toux.....	PHI	34	3
Fredy Montero.....	SEA	30	3
Chris Wondolowski.....	SJ	30	3
10 players tied with 2			

PENALTY-KICK GOALS

PLAYER.....	TEAM	GP	PKG
Andres Mendoza.....	CLB	29	5
Charlie Davies.....	DC	26	4
Dwayne De Rosario.....	DC*	33	4
Landon Donovan.....	LA	23	4
Shalrie Joseph.....	NE	32	4
Sebastien Le Toux.....	PHI	34	4
Brad Davis.....	HOU	34	3
Brad Evans.....	SEA	20	3
Eric Hassli.....	VAN	26	3
Jack Jewsbury.....	POR	31	3
Alvaro Saborio.....	RSL	23	3

WINS

PLAYER.....	TEAM	GP	WON
Kasey Keller.....	SEA	34	18
Kevin Hartman.....	DAL	33	15
Nick Rimando.....	RSL	33	14
Tally Hall.....	HOU	34	12
Jimmy Nielsen.....	KC	31	12
Matt Pickens.....	COL	34	12
Josh Saunders.....	LA	19	12
William Hesmer.....	CLB	32	11
Sean Johnson.....	CHI	28	9
Troy Perkins.....	POR	29	9

LOSSES

PLAYER.....	TEAM	GP	LOST
William Hesmer.....	CLB	32	13
Jon Busch.....	SJ	33	12
Joe Cannon.....	VAN	20	12
Stefan Frei.....	TOR	27	12
Dan Kennedy.....	CHV	32	12
Troy Perkins.....	POR	29	12
Matt Reis.....	NE	27	12
Kevin Hartman.....	DAL	33	11
Nick Rimando.....	RSL	33	11
Tally Hall.....	HOU	34	9
Bill Hamid.....	DC	28	9
Matt Pickens.....	COL	34	9

SAVES

PLAYER.....	TEAM	GP	SVS
Jon Busch.....	SJ	33	114
Matt Reis.....	NE	27	111
Kasey Keller.....	SEA	34	110
Stefan Frei.....	TOR	27	106
Dan Kennedy.....	CHV	32	100
Tally Hall.....	HOU	34	99
Nick Rimando.....	RSL	33	95
William Hesmer.....	CLB	32	92
Troy Perkins.....	POR	29	91
Kevin Hartman.....	DAL	33	85

SHUTOUTS

PLAYER.....	TEAM	GP	SHO
Kevin Hartman.....	DAL	33	13
Nick Rimando.....	RSL	33	13
Kasey Keller.....	SEA	34	9
Dan Kennedy.....	CHV	32	9
Troy Perkins.....	POR	29	9
William Hesmer.....	CLB	32	8
Matt Pickens.....	COL	34	8
Josh Saunders.....	LA	19	8
6 players tied with 7			

SAVES PERCENTAGE

PLAYER.....	TEAM	GP	SAVES	SOG	PCT
Kevin Hartman.....	DAL	20	56	71	78.9
Donovan Ricketts.....	LA	15	41	54	75.9
Kasey Keller.....	SEA	34	110	145	75.9
Josh Saunders.....	LA	19	55	73	75.3
Milos Kocic.....	TOR	8	35	47	74.5
Bouna Coundoul.....	NY	12	37	51	72.5
Nick Rimando.....	RSL	33	95	134	70.9
Jon Busch.....	SJ	33	114	161	70.8
Dan Kennedy.....	CHV	32	100	142	70.4
Matt Reis.....	NE	27	111	159	69.8
Jimmy Nielsen.....	KC	31	79	114	69.3
Minimum: 30 saves					

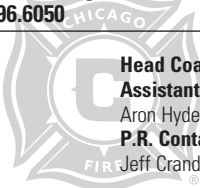
OPPONENT DIRECTORY

CHICAGO FIRE

Toyota Park • 7000 S. Harlem Avenue • Bridgeview, IL 60455
Phone: (708) 594.7200 • Fax: (708) 496.6050

Stadium: Toyota Park
MLS Capacity: 20,000
Field Size: 75 yards x 120 yards
Press Box Phone: (708) 496.6887
Owner: Andrew Hauptman, Andell, LLC

Head Coach: Frank Klopas
Assistant Coaches: Mike Matkovich, Leo Percovich, Aron Hyde, Tony Jouaux
P.R. Contacts: Brendan Hannan (708) 496.6725, Jeff Crandall (708) 496.6753

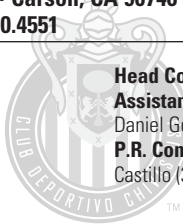


CLUB DEPORTIVO CHIVAS USA

18400 Avalon Boulevard, Suite 500 • Carson, CA 90746
Phone: (310) 630.4550 • Fax: (310) 630.4551

Stadium: The Home Depot Center
MLS Capacity: 27,000
Field Size: 75 yards x 120 yards
Press Box Phone: (310) 630.2288
Owner: Antonio Cué

Head Coach: Robin Fraser
Assistant Coaches: Greg Vanney, Carlos Llamasa, Daniel Gonzales, Jim Liston
P.R. Contacts: Rodrigo Ochoa (310) 630.4554, Richard Castillo (310) 630.4583, Juan Paz (310) 630.4575

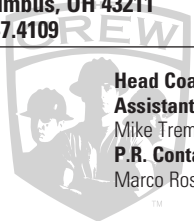


COLUMBUS CREW

One Black & Gold Boulevard • Columbus, OH 43211
Phone: (614) 447.2739 • Fax: (614) 447.4109

Stadium: Columbus Crew Stadium
MLS Capacity: 20,145
Field Size: 75 yards x 115 yards
Press Box Phone: (614) 447.4289
Owner: The Hunt Family, Local Investors

Head Coach: Robert Warzycha
Assistant Coaches: Ricardo Iribarren, Mike Lapper, Mike Tremble, Vojislav "Scoop" Stanisic
P.R. Contacts: Dave Stephany (614) 447.4190, Marco Rosa (614) 447.4176



FC DALLAS

9200 World Cup Way, Suite 202 • Frisco, TX 75034
Phone: (469) 365.0000 • Fax: (469) 365.0099

Stadium: Pizza Hut Park
MLS Capacity: 20,500
Field Size: 74 yards x 117 yards
Press Box Phone: (469) 365.0138
Owner: Hunt Sports Group

Head Coach: Schellas Hyndman
Assistant Coaches: Marco Ferruzzi, John Ellinger, Drew Keeshan
P.R. Contacts: Leigh Anne Gullett (469) 365.0054, Jason Minnick (469) 365.0068, Mark Norris (469) 365.0009



OPPONENT DIRECTORY

D.C. UNITED

RFK Stadium • 2400 East Capitol Street SE • Washington, DC 20003
Phone: (202) 587.5000 • Fax: (202) 587.5400

Stadium: RFK Stadium
MLS Capacity: 46,686
Field Size: 72 yards x 110 yards
Press Box Phone: (202) 547.0927
Owner: Will Chang

Head Coach: Ben Olsen
Assistant Coaches: Chad Ashton, Pat Onstad, Sonny Silooy
P.R. Contacts: Kyle Sheldon (202) 587.5450, Ryan Tronovitch (202) 587.5429, Nicolas Fernandez (202) 587.5440

HOUSTON DYNAMO

1001 Avenida de las Americas Street, Suite 200 • Houston, TX 77010
Phone: (713) 276.7500 • Fax: (713) 276.7572

Stadium: Robertson Stadium
MLS Capacity: 30,000
Field Size: 75 yards x 115 yards
Press Box Phone: (713) 743.0562
Owner: AEG, Golden Boy Promotions, Brener International Group

Head Coach: Dominic Kinnear
Assistant Coaches: Wade Barrett, Steve Ralston, Tim Hanley
P.R. Contacts: Lester Gretsch (713) 276.7522, Matt Pedersen (713) 276.7520, Jonathan Kaplan (713) 276.7588

LOS ANGELES GALAXY

18400 Avalon Boulevard, Suite 200 • Carson, CA 90746
Phone: (310) 630.2200 • Fax: (310) 630.2250

Stadium: The Home Depot Center
MLS Capacity: 27,000
Field Size: 75 yards x 120 yards
Press Box Phone: (310) 630.2288
Owner: AEG

Head Coach: Bruce Arena
Assistant Coaches: Dave Sarachan, Ian Feuer, Curt Onalfo, Gregg Berhalter, Ben Yaus
P.R. Contacts: Justin Pearson (310) 630.2216, Jaime Cardenas (310) 630.2215

MONTREAL IMPACT

4750 Sherbrooke East Street • Montreal, QC, Canada H1V 3S8
Phone: (514) 328.3668 • Fax: (514) 328.1287

Stadium: Stade Saputo
MLS Capacity: 20,341
Field Size: 77 yards x 120 yards
Press Box Phone: TBD
Owner: Saputo Family

Head Coach: Jesse Marsch
Assistant Coaches: Mike Sorber, Denis Hamlett, Mauro Biello, Preston Burpo
P.R. Contacts: Patrick Vallée (514) 329.3668 ext. 227, Eric Forest (514) 329.3668 ext. 267, Joey Strizzi (514) 329.3668 ext. 428, Yvan Delia-Lavictoire

OPPONENT DIRECTORY

NEW ENGLAND REVOLUTION

One Patriots Place • Foxborough, MA 02035
Phone: (508) 543.8200 • Fax: (508) 384-9128

Stadium: Gillette Stadium
MLS Capacity: 20,000
Field Size: 75 yards x 106 yards
Press Box Phone: (508) 384.1960
Owner: Robert Kraft, Jonathan Kraft and the Kraft family



Head Coach: Jay Heaps
Assistant Coaches: Jay Miller, Remi Roy
P.R. Contacts: Lizz Summers (508) 549.0496, Missy Wade (508) 384.4372, Tim Miller (508) 549.0468

NEW YORK RED BULLS

600 Cape May Street • Harrison, NJ 07029
Phone: (877) 727.6223

Stadium: Red Bull Arena
MLS Capacity: 25,000
Field Size: 75 yards x 120 yards
Press Box Phone: TBD
Owner: Red Bull GmbH



Head Coach: Hans Backe
Assistant Coaches: Jan Halvor Halvorsen, Mike Petke, Todd Hoffard, Jeremy Holsopple
P.R. Contacts: Jurgen Mainka (973) 268.7247, Brian Tsao (973) 268.7246

PHILADELPHIA UNION

2501 Seaport Drive/Swith House Suite 500 • Chester, PA 19013
Phone: (610) 497.1657

Stadium: PPL Park
MLS Capacity: 18,500
Field Size: 75 yards x 120 yards
Press Box Phone: TBD
Owner: Christopher Buccini, Robert Buccini, David Pollin, Weston Solutions, Inc., Graham Partners



Head Coach: Peter Nowak
Assistant Coaches: John Hackworth, Rob Vartughian
P.R. Contacts: Aimee Cicero (610) 497.8186

PORTLAND TIMBERS

1844 SW Morrison Street • Portland, OR 97205
Phone: (503) 553.5400 • Fax: (503) 553.5405

Stadium: JELD-WEN Field
MLS Capacity: 20,438
Field Size: 70 yards x 110 yards
Press Box Phone: (503) 553.5503
Owner: Merritt Paulson



Head Coach: John Spencer
Assistant Coaches: Amos Magee, Cameron Knowles, Mike Toshack, Karim Derqaou
P.R. Contacts: Chris Metz (503) 553.5433, Marc Kostic (503) 553.5415


OPPONENT DIRECTORY

REAL SALT LAKE SALT LAKE

9256 State Street • Sandy, UT 84070
Phone: (801) 727.2701 • Fax: (801) 727.1459

Stadium: Rio Tinto Stadium
MLS Capacity: 20,213
Field Size: 75 yards x 120 yards
Press Box Phone: (801) 727.2777
Owner: SCP Worldwide, Dell Loy Hansen

Head Coach: Jason Kreis
Assistant Coaches: Jeff Cassar, Dan Barlow, Miles Joseph, C.J. Brown
P.R. Contacts: Trey Fitz-Gerald (801) 727.2717, John Koluder (801) 727.2716



SAN JOSE EARTHQUAKES

451 El Camino Real Salt Lake, Suite 220 • Santa Clara, CA 95050
Phone: (408) 556.7700 • Fax: (408) 260.6802

Stadium: Buck Shaw Stadium
MLS Capacity: 10,500
Field Size: 74 yards x 115 yards
Press Box Phone: (408) 554.5107
Owner: Lew Wolff

Head Coach: Frank Yallop
Assistant Coaches: Mark Watson, Ian Russell, Jason Batty
P.R. Contacts: Jed Mettee (408) 556.7723, Frank Stranzl (408) 556.7774

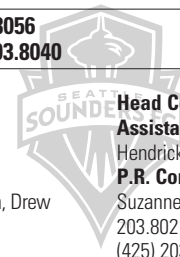


SEATTLE SOUNDERS FC

12 Seahawks Way • Renton, WA 98056
Phone: (425) 203.8000 • Fax: (425) 203.8040

Stadium: Qwest Field
MLS Capacity: 35,500
Field Size: 73 yards x 117 yards
Press Box Phone: (206) 381.7263
Owner: Joe Roth, Adrian Hanauer, Paul Allen, Drew Carey

Head Coach: Sigi Schmid
Assistant Coaches: Brian Schmetzer, Ezra Hendrickson, Tom Dutra, David Tenney, Kurt Schmid
P.R. Contacts: Michael Ferris (425) 203.8313, Suzanne Lavender (425) 203.8024, Jeff Garza (425) 203.8021, Kenton Olson (425) 203.8122, Matt Gaschk (425) 203.8311

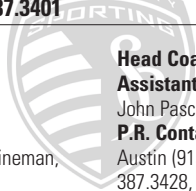


SPORTING KANSAS CITY

210 West 19th Terrace, Suite 200 • Kansas City, MO 64108
Phone: (913) 387.3400 • Fax: (913) 387.3401

Stadium: LIVESTRONG Sporting Park
MLS Capacity: 18,467
Field Size: 75 yards x 120 yards
Press Box Phone: (913) 912.7675
Owner: Neal Patterson, Cliff Illig, Robb Heineman, Greg Maday, Pat Curran

Head Coach: Peter Vermes
Assistant Coaches: Kerry Zavagnin, Zoran Savic, John Pascarella, Mateus Manoel
P.R. Contacts: Rob Thomson (913) 387.3405, Kurt Austin (913) 951.3554, Josh Whisenhunt (913) 387.3428, Alice Schroeder (913) 387.3423



OPPONENT DIRECTORY

TORONTO FC

BMO Field, Exhibition Place, 170 Princes' Boulevard • Toronto, ON M6K 3C3

Phone: (416) 815.5400 • Fax: (416) 815.5452

Stadium: BMO Field

MLS Capacity: 21,859

Field Size: 75 yards x 115 yards

Press Box Phone: (416) 263.5863

Owner: Maple Leaf Sports & Entertainment Ltd.

Head Coach: Aron Winter

Assistant Coaches: Bob de Klerk, Jason Bent, Stewart Kerr

P.R. Contacts: Mike Masaro (416) 815.5400 ext. 5399, Rajani Kamath (416) 815.5790, Jamie Deans (416) 815.5445, Asif Hossain (416) 815.5400 ext. 2354



VANCOUVER WHITECAPS FC

550-375 Water Street • Vancouver, BC V6B 5C6

Phone: (604) 669.9283 • Fax: (604) 684.5173

Stadium: BC Place Stadium

MLS Capacity: 21,000

Field Size: 75 yards x 115 yards


Press Box Phone: TBD

Owner: Greg Kerfoot, Steve Luczo, Jeff Mallett, Steve Nash

Head Coach: Martin Rennie

Assistant Coaches: Paul Ritchie, Carl Robinson, Jake DeClute, Marius Rovde

P.R. Contacts: Carly Jokic (604) 669.9238 ext. 2287, Nathan Vanstone (604) 629.2251, Jenna Visram (604) 669.9238 ext. 2260, Adam Rootman (604) 669-9238 ext. 2273, Brandon Timko (604)669.9238 ext. 2292



2012 MLS RULES OF COMPETITION

STRUCTURE

The 19 MLS teams are divided into two conferences:

EASTERN CONFERENCE – Chicago Fire, Columbus Crew, D.C. United, Houston Dynamo, Sporting Kansas City, Montreal Impact, New England Revolution, New York Red Bulls, Philadelphia Union, Toronto FC.

WESTERN CONFERENCE – Chivas USA, Colorado Rapids, FC Dallas, LA Galaxy, Portland Timbers, Real Salt Lake, San Jose Earthquakes, Seattle Sounders FC, Vancouver Whitecaps FC.

SCHEDULE

Each team plays a 34-game regular season schedule; 17 home games, 17 away games.

WESTERN CONFERENCE

24 in-conference + 10 out-of-conference games

- Western Conference teams will play each West opponent three times (24 games):
 - West teams will play four conference opponents twice at home and once away
 - They will play the other four conference opponents once at home and twice away.
 - The home and away games will be reversed in 2013.
- Western Conference teams will play each East opponent once each (10 games):
 - Five of these will be at home and five will be away.
 - The East opponents each team faces at home and away will be reversed in 2013.

EASTERN CONFERENCE

25 in-conference + 9 out-of-conference games

- Eastern Conference teams will play 25 games against other East teams:
 - East teams will play seven conference opponents three times each (21 games) and
 - Two conference opponents twice each (four games).
- Eastern Conference teams will play each West opponent once each (9 games):
 - Some will play four at home and five away while others will play five at home and four away.

The West opponents each team faces at home and away will be reversed in 2013.

POINT SYSTEM

Teams will receive three points for a win, one point for a tie and zero points for a loss.

REFEREES

All referees in MLS are either USSF (United States Soccer Federation) or CSA (Canadian Soccer Association) National Referees. All MLS games played in the US will be assigned by USSF and all games played in Canada will be assigned by CSA.

GAME CLOCK

The official game time for all Major League Soccer games will be managed on the field by the referee. If necessary, the referee may also allot extra time (a.k.a. "stoppage time") at the end of each period (first half, second half, and if applicable, first overtime period and second overtime period during playoff matches) to allow for injuries, time-wasting or other disturbances.

The stadium clock will display the time from 0:00 to 45:00 and from 45:00 to 90:00 (plus stoppage time where applicable in each half). For statistical purposes, the minutes for goals, substitutions, yellow cards, etc., will be listed from the first minute until the 90th minute. A goal scored at 15 minutes 10 seconds will be listed as having been scored in the 16th minute. Events occurring during stoppage time will follow the international norm by being demarcated with a "+" sign and the extra minutes. For example, a goal scored three minutes into first half stoppage time will be officially identified as happening at "48+".

GAME DAY ROSTERS

Each team can nominate 18 players for a game day roster. Teams are allowed three substitutions per game.

CAUTIONS AND SUSPENSIONS

A player will be suspended for one game upon receiving his fifth yellow card – regardless of the nature of the infraction that resulted in his being awarded a yellow card. A second suspension of one game would result after the awarding of an additional three cards, as would a third suspension after the awarding of card number eleven. With the "Good Behavior" incentive, it is possible for a player to have a caution expunged. If a player goes three games without receiving a yellow card, after an initial warning, the player will have one yellow card expunged. A player may take advantage of the "Good Behavior" incentive only once throughout the season.

MLS CUP PLAYOFFS FORMAT

WHO QUALIFIES

Ten teams, the top five in points from each conference at the end of the regular season, qualify for the 2012 MLS Cup Playoffs.

2012 MLS RULES OF COMPETITION

The fourth and fifth place teams in each conference will play a single knockout game, the winner of which will advance to the Conference Semifinals and face the first place team in the conference.

The four Conference Semifinals will be decided by two-game aggregate series, with the lower seed hosting the first leg and the higher seed hosting the second leg. If the aggregate score is tied after 180 minutes of play, two 15-minute extra time periods will be played in their entirety, followed by penalty kicks, if necessary.

The two Conference Championships will be decided by a two-game aggregate series, with the lower seed hosting the first leg and the higher seed hosting the second leg. If the aggregate score is tied after 180 minutes of play, two 15-minute extra time periods will be played in their entirety, followed by penalty kicks, if necessary.

MLS Cup will be a single championship match hosted by the higher seed. If the score is tied after 90 minutes of play, two 15-minute extra time periods will be played in their entirety, followed by penalty kicks, if necessary.

TEAM-STANDINGS TIE-BREAKING PROCEDURES

The team awarded the highest position in the MLS standings will be the team with the greatest number of points (three points for a win, one point for a tie, zero points for a loss). In the event that two teams finish the regular season with an equal number of points, the following system will be used to break the tie:

- 1) The highest position shall be awarded to the team with the better win/loss record in current regular season games against all other teams equal in points. (head-to-head competition)
- 2) If the teams are still equal in the standings, the highest position shall be awarded to the team with the greater goal difference against all other teams during the regular season. (goal differential)
- 3) If the teams are still equal in the standings, the highest position shall be awarded to the team scoring the greatest number of total goals against all other teams during the regular season. (total goals)
- 4) If the teams are still equal in the standings, the procedures described in this section shall be applied only to games played on the road by each team against all other teams during the regular season. (road 1-3)
- 5) If the teams are still equal in the standings, the procedures described in this section shall be applied only to games played at home by each team against all other teams during the regular season. (home 1-3)
- 6) If the teams are still equal in the standings, the highest position shall be awarded to the team with the fewest team disciplinary points in the League Fair Play table during the regular season.

If the teams are still equal in the standings, the highest position in the standings shall be determined by the toss of a coin.

The first tiebreaker in a three-way tie is also head-to-head, but it is determined via points-per-game versus the other two teams. If two teams are tied in points-per-game head-to-head, the next tie breaker is goal difference.

NOTE: If two teams remain tied after another team with the same number of points advances during any step, the tie breaker reverts to step 1 of the two-team format.

2012 MLS PLAYER RULES & REGULATIONS

I. MLS ROSTER COMPOSITION

A Major League Soccer club's first team roster is comprised of up to 30 players. All 30 players are eligible for selection to each 18-player game-day squad during the regular season and playoffs.

Salary & Budget:

- Players occupying roster spots 1-20 count against the club's 2012 salary budget of \$2,810,000, and are referred to collectively as the club's Salary Budget Players.
 - Roster spots 19 and 20 are not required to be filled, and teams may spread their salary budget across only 18 Salary Budget Players. A minimum salary budget charge will be imputed against a team's salary budget for each unfilled senior roster slot below 18.
 - The maximum budget charge for a single player is \$350,000.*
 - A Designated Player over the age of 23 counts as \$350,000 against the club's salary budget, unless the player joins his club in the middle of the season, in which case his budget charge will be \$175,000.
 - A Designated Player 20 years old or younger** (referred to as Young Designated Players or Young DPs) counts as \$150,000 against the club's salary budget.
 - A Designated Player 21-23 years old** counts as \$200,000 against the club's salary budget.
 - The budget charge for the midseason signing of a Young DP is \$150,000 and this amount cannot be lowered with allocation funds.
 - Clubs will not have to buy the third DP roster slot to accommodate a Young Designated Player whereas clubs are normally required to buy that slot for a one-time fee of \$250,000.
 - Clubs are responsible for all amounts above the budget charge for all Designated Players.

* See section entitled Allocation Money below, under Player Acquisition Mechanisms, for details on buying down a player's budget charge.

** Age of player is determined by year (not date) of birth.

- Players occupying roster spots 21-30 do not count against the club's salary budget, and are referred to collectively as the club's Off-Budget Players (maximum of 10 per team).
 - All Generation adidas players are Off-Budget players.

- Players occupying roster spots 1-24 will earn at least \$44,000 in 2012.
- Players occupying roster spots 25-30 will earn at least \$33,750 in 2012.
 - Clubs may elect to leave up to two of these roster spots (25-30) vacant and use \$35,000 for each empty spot as allocation money.
 - Clubs may sign up to two Homegrown Players contracts above the minimum salary and similar to Generation adidas player contract amounts.

Age Designations:

- Any player making \$33,750 must be under the age 25 (does not turn 25 or older in 2012).

Domestic/International:

- In 2012, a total of 152 international slots are divided among the 19 clubs. Each club began with eight international slots, which are tradable. There is no limit on the number of international slots on each club's roster.
 - The remaining roster slots must belong to domestic players. For clubs based in the United States, a domestic player is either a U.S. citizen, a permanent resident (green card holder) or the holder of other special status (e.g., refugee or asylum status).
- The three MLS clubs based in Canada – Montreal Impact, Toronto FC and Vancouver Whitecaps FC – began with eight international slots, but their domestic slots may be filled with either Canadian or U.S. domestic players.
 - MLS clubs based in Canada are required to have a minimum of three Canadian domestic players on their rosters.
 - Players with the legal right to work in Canada are considered Canadian domestic players (i.e., Canadian citizen, permanent resident, part of a protected class).

NOTE: The terms Homegrown and Generation adidas are used to describe mechanisms by which players are acquired. They are not roster designations. All players' roster slots are determined by their compensation and/or age as outlined above.

II. PLAYER ACQUISITION MECHANISMS

MLS teams may acquire players and add them to their rosters via the following mechanisms:

(A) ALLOCATION RANKING

The allocation ranking is the mechanism used to determine which MLS club has first priority to acquire

2012 MLS PLAYER RULES & REGULATIONS

a U.S. National Team player who signs with MLS after playing abroad, or a former MLS player who returns to the League after having gone to a club abroad for a transfer fee. The allocation rankings may also be used in the event two or more clubs file a request for the same player on the same day when the discovery period opens in December. The allocations will be ranked in reverse order of finish for the 2011 season, taking playoff performance into account.

Once the club uses its allocation ranking to acquire a player, it drops to the bottom of the list. A ranking can be traded, provided that part of the compensation received in return is another club's ranking. At all times, each club is assigned one ranking. The rankings reset at the end of each MLS League season.

Allocation Money

Allocation money is a resource available to clubs in addition to their respective salary budgets.

A club may receive allocation money for:

- (1) failure to qualify for the MLS Cup Playoffs;
- (2) the transfer of a player to a club outside of MLS for value;
- (3) expansion status;
- (4) qualification for the CONCACAF Champions League;
- (5) trading in up to two Off-Budget roster spots;
- (6) funds from purchased third designated player roster spots.

Each year the MLS Competition Committee determines the allocation amount to be made available to each club. Allocation money can be traded by clubs. Allocation money does not count against a club's salary budget and can be used:

- To sign players new to MLS (that is, a player who did not play in MLS during the previous season).
- To re-sign an existing MLS player, subject to League approval.
- To "buy-down" a player's salary budget charge below the League maximum of \$350,000.
- In connection with the exercise of an option to purchase a player's rights or the extension of a player's contract for the second year provided the player was new to MLS in the immediately prior year.

NOTE: To protect the interests of MLS and its clubs during discussions with prospective players or clubs in other leagues, amounts of allocation money held by each club will not be shared publicly.

(B) DESIGNATED PLAYER

The Designated Player Rule allows clubs to acquire up to three players whose salaries exceed their budget

charges, with the club bearing financial responsibility for the amount of compensation above each player's budget charge. Designated Player slots may be used to acquire players new to MLS or to retain current MLS players, subject to League approval.

In 2012, a Designated Player over the age of 23** will carry a salary budget charge of \$350,000, unless the player joins his club in the middle of the season, in which case his budget charge will be \$175,000.

A Designated Player 20 years old or younger** counts as \$150,000 against the club's salary budget and a Designated Player 21-23 years old counts as \$200,000 against the club's salary budget.

Clubs have the option of "buying down" the budget charge of a Designated Player with allocation money. The reduced charge may not be less than \$150,000.

The budget charge for the midseason signing of a young Designated Player (23 years old and younger) is \$150,000 and this amount cannot be lowered with allocation funds.

Each club has two Designated Player slots and clubs are allowed to "purchase" a third Designated Player slot for a one-time fee of \$250,000 that will be dispersed in the form of allocation money to all clubs that do not have three Designated Players. Clubs will not have to buy the third DP roster slot to accommodate Designated Players 23 years old and younger.

Designated Player slots are not tradable.

** Age of player is determined by year (not date) of birth.

(C) SUPERDRAFT

The 2012 MLS SuperDraft, held Jan. 12 in Kansas City, Mo., consisted of two rounds of 19 picks for a total of 38 player selections. A supplemental draft was held Jan. 17 via teleconference and consisted of four rounds of 19 picks.

The majority of draft prospects are NCAA college seniors who have exhausted their college eligibility. Generation adidas players and non-collegiate international players are also eligible for selection in the SuperDraft and supplemental draft. Clubs may nominate players for the League's draft-eligible list, and only players from that list may be selected.

Generation adidas is a joint program between MLS and adidas that is dedicated to developing exceptional domestic talent in a professional environment. Each year, a handful of top domestic underclassmen and youth national team players are signed to the league and placed in the SuperDraft through this program. Generation adidas players also receive an educational stipend.

2012 MLS PLAYER RULES & REGULATIONS

Draft Order: The Montreal Impact held the first overall selection in the 2012 MLS SuperDraft as expansion clubs are always given the top spot in the SuperDraft and the Supplemental Draft. The next eight selections went to clubs that did not qualify for the 2011 MLS Cup Playoffs beginning with the club with fewest regular season points (3 points per win, one point per tie). The remaining ten positions were ranked by fewest regular season points among the teams that were eliminated in the same round of the MLS Cup Playoffs.

Unless claimed on waivers, a player who was drafted by a particular team through the SuperDraft or supplemental draft and did not sign with the League, is placed on that team's "College Protected List" until the second December 31 following the draft in question, after which the team loses the rights to the player.

(D) TRADES

Players, SuperDraft and Supplemental draft picks, allocation money, allocation rankings, and international player slots may all be exchanged in trades approved by the MLS League Office, provided all of the necessary rules regarding roster and salary budget compliance are met and the trade is completed during a valid trading period. No trades may occur after the Roster Freeze Deadline of September 15, 2012 at 5 p.m. ET.

(E) DISCOVERY SIGNINGS

Clubs may make discovery claims on players not yet under MLS contract who are not subject to the allocation ranking or lottery mechanisms.

Each club has the opportunity to make six discovery signings per season (expansion teams may make 10 discovery signings in their inaugural season). A club may have up to 10 discovery claims on unsigned players at any time and may remove or add players at any time. The last day for discovery player signings is September 15, 2012 – coinciding with the roster freeze date and trade deadline.

The six discovery signings can be used to fill senior roster spots only. If multiple clubs claim the same player using a discovery, the club that filed the claim first will have first rights to the player. Discovery claims expire following each season. If the League and player are unable to reach an agreement during the season, the club that first filed the discovery retains the right of first refusal in the event the player is later signed by the League.

Note: To protect interests of MLS clubs in scouting and negotiations with prospective players, the League office will not publicize the names of players on club discovery lists, nor specify if a discovery claim has been filed on a particular player.

(F) HOME GROWN PLAYER SIGNINGS

A club may sign a player to his first professional contract without subjecting him to the MLS SuperDraft if the player has trained for at least one year in the club's youth development program and has met the League's Homegrown Player criteria. Players joining MLS through this mechanism are known as Homegrown Players.

There is no limit to the number of Homegrown Players a club may sign in a given year.

(G) RE-ENTRY PROCESS

The 2012 Re-Entry Process will commence after MLS Cup. The priority order for the Re-Entry Draft is reverse order of finish in 2012, taking into account playoff performance.

Available to all teams in Stage 1 of the Re-Entry draft will be:

- Players who are at least 23 years old and have a minimum of three years experience in MLS whose options were not exercised by their clubs (available at option salary for 2013).
- Players who are at least 25 years old with a minimum of four years of MLS experience who are out of contract and whose club does not wish to re-sign them at their previous salary (available for at least their 2012 salary).
- Players who are at least 30 years old with a minimum of eight years of MLS experience who are out of contract and whose club does not wish to re-sign them (available for at least 105% of their 2012 salary).

Players who are not selected in Stage 1 of the Re-Entry Draft will be made available in Stage 2. Clubs selecting players in Stage 2 will negotiate a new salary with the player.

Players who remain unselected after Stage 2 will be available to any MLS club on a first come, first serve basis.

(H) WAIVERS

A team may place a player on waivers at any time during the regular season at which point he is made available to all other teams. The waiver claiming period shall commence on the first business day after the League delivers notice to teams and shall expire at 5 p.m. EST on the second business day after the Waiver Period Commencement Date. The claiming period is 48 hours.

The Waiver Draft order is determined via points per game once all teams have played at least three MLS League games. If the waiver takes place prior to all teams playing in at least three League games, priority shall be granted based upon the prior year's performance, taking playoff performance first, with teams

2012 MLS PLAYER RULES & REGULATIONS

eliminated from playoff contention at the same stage separated according to their point totals through the end of the regular season. New expansion teams shall be at the bottom of the waiver order.

Once a team selects a player off waivers, that club is automatically moved to the bottom of the priority list for subsequent waiver selections in a given season, regardless of its points-per-game total. Players who may be placed on the MLS waiver wire are as follows:

- A player waived by an MLS team in the current season;
- A player who completed his college eligibility within the past season, who was not made available in the SuperDraft or supplemental draft;
- A player who has remaining college eligibility (and was not made available in the SuperDraft or supplemental draft), but the League at its discretion and after taking into account exceptional circumstances determines the player may be offered an MLS contract;
- A player who has played in MLS previously where his last MLS team does not wish to exercise their right of first refusal, except in the case of returning U.S. National Team players as stated above.
- A player who was drafted in the SuperDraft or supplemental draft, and who after a trial with the club is not offered a contract by the first Monday of June.

(I) LOTTERY

Some players shall be assigned to MLS teams via the weighted Lottery process. Any team assigned a player through the lottery in any particular season shall not be assigned another lottery player that season unless and until all teams have received a lottery player or have agreed to waive their option to participate in a Lottery. The players made available through lotteries include:

- Generation adidas players signed after the MLS SuperDraft;
- Draft eligible players to whom an MLS contract was offered but who failed to sign with the League prior to the Draft.

The weighted lottery takes into consideration each team's performance over its last 34 regular season games and the most recent postseason. The team with the worst record over its last 34 regular season games (dating back to previous season if necessary and taking playoff performance into account) will have the greatest probability of winning the lottery. Teams are not required to participate in a lottery. Players are assigned via the lottery system in order to prevent a player from potentially influencing his destination club with a strategic holdout.

(J) EXTREME HARDSHIP CALL-UPS

Teams may add players to their roster in cases of "extreme hardship" as follows: (1) a club with three goalkeepers on its 30-man roster, but has less than two available goalkeepers or (2) a team has less than 15 available players. Extreme hardship call-ups are made on a game-by-game basis.

(K) SEASON-ENDING INJURY REPLACEMENTS (Season Ending Injury List)

A team with a player lost to a season-ending injury can place the player on the Season Ending Injury List and replace that player on its roster, while remaining responsible for the full amount of the injured player's salary. A player can be placed on the season-ending injury list once another player has been signed as a replacement (provided the team has budget space). International player limits still apply at the time a season-ending replacement is made (with the player being replaced not counting against those limits).

(L) SHORT-TERM INJURY REPLACEMENTS (Disabled List)

A player who has a short-term injury can be placed on the Disabled List once another player has been signed as a replacement (provided the team has budget space). The team will remain responsible for the full amount of the injured player's salary on the salary budget. Note: the injured player will have to sit out a minimum of six MLS League matches before he can rejoin the team's roster.

International player limits still apply at the time a short-term replacement is made (with the player being replaced not counting against those limits).

NOTE: No changes may be made to a team's active full roster during the period beginning on September 16, 2012 (day after Roster Freeze Date) through the day after MLS Cup. Nevertheless, a team may obtain players in accordance with the extreme hardship rules and procedures to replace players who are injured or otherwise legitimately unavailable after the Roster Freeze Date. Any other replacements after the Roster Freeze Date may only be made in exceptional circumstances in the League's sole and absolute discretion.

(III.) METHODS OF RELEASING PLAYERS

(A) WAIVERS

Teams may waive players based on performance at any time during the MLS season. Players with guaranteed contracts will continue to have their salary budget charge applied to the team salary budget, subject to any settlement. Players on semi-guaranteed contracts can be waived prior to July 1 of any year and free up the corresponding budget space. If a player on a

2012 MLS PLAYER RULES & REGULATIONS

semi-guaranteed contract is waived after July 1, his salary budget charge will count against the team's salary budget and the team waiving the player will not receive a replacement except under the normal player acquisition mechanisms. Any settlement amount will be charged to the team's salary budget.

(B) TRANSFERS AND LOANS

An MLS player may be transferred or loaned at any time to a team outside the League (subject to that team's Federation's transfer window), subject to the consent of the player.

The registration windows – the dates between which MLS may request the transfer certificate of a player under contract in another country – are as follows:

January 21 – April 15 (Primary Window)

June 27 – July 27 (Secondary Window)

(C) CONTRACT EXPIRATION

When a player's contract expires, the player does not count against the roster or budget of the team in question. Subject to the Re-Entry Draft rules, a team retains the rights to the player indefinitely following the expiration of a contract only if attempts were made to re-sign the player.

(D) BUYOUT OF GUARANTEED CONTRACT

Teams may have the ability to buyout one guaranteed player as follows:

- A Team may buy out one (1) guaranteed player (including a DP's) contract during the off-season and free up the corresponding budget space. Such a buyout is at the particular MLS Team's own expense.

- A Team may not free up budget space with a buyout of a player's salary budget charge during the season. Such a buyout will be conducted by the League and count on a Club's budget in a manner consistent with current MLS guidelines.

(IV.) RIGHT OF FIRST REFUSAL

Right of first refusal grants one MLS club the first opportunity to add a player to its roster in the event that the player signs with MLS. Holding a right of first refusal applies only within MLS and does not indicate holding of the player's International Transfer Certificate.

OUT OF CONTRACT PLAYERS/OPTIONS NOT PICKED UP: Subject to the Re-Entry Draft rules, a team retains the right of first refusal to the player indefinitely only if attempts were made to re-sign the player.

DRAFTED BUT NOT SIGNED: A player who was drafted by a particular team through the SuperDraft or supplemental draft and did not sign, or who as of the first Monday in June is not offered a contract after a trial and clears waivers, is placed on that team's "College Protected List" until the second December 31 immediately following the draft in question, after which the team loses the rights to sign the player.

PLAYER TRANSFERRED OUTSIDE MLS: If a team receives allocation money as a result of a player's transfer, the team does not retain a right of first refusal.

MLS 2012 SCHEDULE

SATURDAY, MARCH 10

Vancouver vs. Montreal	4:00 p.m.
Colorado vs. Columbus	4:00 p.m.
D.C. United vs. Kansas City	5:30 p.m.
San Jose vs. New England	8:30 p.m.
LA Galaxy vs. Real Salt Lake	8:30 p.m.

SUNDAY, MARCH 11

FC Dallas vs. New York	1:00 p.m.
Chivas USA vs. Houston	5:00 p.m.

MONDAY, MARCH 12

Portland vs. Philadelphia	7:30 p.m.
---------------------------	-----------

SATURDAY, MARCH 17

Montreal vs. Chicago	12:00 p.m.
San Jose vs. Houston	3:00 p.m.
FC Dallas vs. Portland	6:30 p.m.
Kansas City vs. New England	6:30 p.m.
Real Salt Lake vs. New York	7:00 p.m.
Seattle vs. Toronto FC	8:00 p.m.
Chivas USA vs. Vancouver	8:30 p.m.

SUNDAY, MARCH 18

Philadelphia vs. Colorado	2:00 p.m.
LA Galaxy vs. D.C. United	5:00 p.m.

FRIDAY, MARCH 23

Seattle vs. Houston	8:00 p.m.
---------------------	-----------

SATURDAY, MARCH 24

Toronto FC vs. San Jose	11:00 a.m.
New England vs. Portland	2:00 p.m.
Columbus vs. Montreal	2:00 p.m.
Chicago vs. Philadelphia	6:30 p.m.
Real Salt Lake vs. Chivas USA	7:00 p.m.
Vancouver vs. D.C. United	8:00 p.m.

SUNDAY, MARCH 25

New York vs. Colorado	2:00 p.m.
Kansas City vs. FC Dallas	5:00 p.m.

FRIDAY, MARCH 30

D.C. United vs. FC Dallas	5:30 p.m.
---------------------------	-----------

SATURDAY, MARCH 31

Toronto FC vs. Columbus	12:00 p.m.
New York vs. Montreal	2:00 p.m.
Philadelphia vs. Vancouver	2:00 p.m.
Portland vs. Real Salt Lake	8:00 p.m.
Seattle vs. San Jose	8:00 p.m.
Chivas USA vs. Kansas City	8:00 p.m.
LA Galaxy vs. New England	9:00 p.m.

SUNDAY, APRIL 1

Colorado vs. Chicago	5:00 p.m.
----------------------	-----------

WEDNESDAY, APRIL 4

Real Salt Lake vs. Montreal	7:00 p.m.
-----------------------------	-----------

THURSDAY, APRIL 5

FC Dallas vs. New England	6:30 p.m.
---------------------------	-----------

SATURDAY, APRIL 7

Montreal vs. Toronto FC	11:00 a.m.
Columbus vs. New York	1:00 p.m.
Kansas City vs. LA Galaxy	2:00 p.m.
D.C. United vs. Seattle	5:30 p.m.
Real Salt Lake vs. Colorado	7:00 p.m.
Portland vs. Chivas USA	8:30 p.m.
San Jose vs. Vancouver	8:30 p.m.

SATURDAY, APRIL 14

Philadelphia vs. Columbus	1:30 p.m.
New England vs. D.C. United	2:00 p.m.
Seattle vs. Colorado	2:00 p.m.
Toronto FC vs. Chivas USA	2:30 p.m.
New York vs. San Jose	5:00 p.m.
FC Dallas vs. Montreal	6:30 p.m.
Kansas City vs. Real Salt Lake	6:30 p.m.
LA Galaxy vs. Portland,	8:30 p.m.

SUNDAY, APRIL 15

Chicago vs. Houston	5:00 p.m.
---------------------	-----------

WEDNESDAY, APRIL 18

D.C. United vs. Montreal	5:30 p.m.
Vancouver vs. Kansas City	8:00 p.m.

SATURDAY, APRIL 21

Toronto FC vs. Chicago	1:30 p.m.
Columbus vs. Houston	5:30 p.m.
Colorado vs. LA Galaxy	7:00 p.m.
Vancouver vs. FC Dallas	8:00 p.m.
Portland vs. Kansas City	8:30 p.m.
San Jose vs. Real Salt Lake	8:30 p.m.
Chivas USA vs. Philadelphia	8:30 p.m.

SUNDAY, APRIL 22

D.C. United vs. New York	4:00 p.m.
--------------------------	-----------

WEDNESDAY, APRIL 25

FC Dallas vs. Real Salt Lake	6:30 p.m.
------------------------------	-----------

MLS 2012 SCHEDULE

SATURDAY, APRIL 28

Montreal vs. Portland	12:00 p.m.
New York vs. New England	1:30 p.m.
Philadelphia vs. San Jose	5:00 p.m.
D.C. United vs. Houston	5:30 p.m.
Columbus vs. Vancouver	5:30 p.m.
Chicago vs. Seattle	6:30 p.m.
Real Salt Lake vs. Toronto FC	7:00 p.m.
Colorado vs. Chivas USA	7:00 p.m.
LA Galaxy vs. FC Dallas	8:30 p.m.

WEDNESDAY, MAY 2

New England vs. Colorado	6:00 p.m.
Seattle vs. LA Galaxy	8:00 p.m.
San Jose vs. D.C. United	8:30 p.m.

FRIDAY, MAY 4

Chivas USA vs. Chicago	9:00 p.m.
------------------------	-----------

SATURDAY, MAY 5

Seattle vs. Philadelphia	2:00 p.m.
Toronto FC vs. D.C. United	2:30 p.m.
Vancouver vs. San Jose	5:00 p.m.
Real Salt Lake vs. New England	6:00 p.m.
LA Galaxy vs. New York	6:00 p.m.
Kansas City vs. Montreal	6:30 p.m.
Portland vs. Columbus	8:30 p.m.

SUNDAY, MAY 6

FC Dallas vs. Colorado	5:00 p.m.
------------------------	-----------

WEDNESDAY, MAY 9

New York vs. Houston	5:00 p.m.
FC Dallas vs. Seattle	6:30 p.m.
Chicago vs. Real Salt Lake	6:30 p.m.

SATURDAY, MAY 12

Montreal vs. LA Galaxy	2:00 p.m.
Houston vs. D.C. United	2:30 p.m.
New England vs. Vancouver	5:30 p.m.
Columbus vs. FC Dallas	5:30 p.m.
Chicago vs. Kansas City	6:30 p.m.
Seattle vs. Real Salt Lake	8:00 p.m.

SUNDAY, MAY 13

Philadelphia vs. New York	11:30 a.m.
San Jose vs. Chivas USA	5:00 p.m.

TUESDAY, MAY 15

Houston vs. Portland	6:30 p.m.
----------------------	-----------

WEDNESDAY, MAY 16

D.C. United vs. Colorado	5:30 p.m.
--------------------------	-----------

SATURDAY, MAY 19

Vancouver vs. Seattle	3:00 p.m.
Montreal vs. New York	5:30 p.m.
New England vs. Houston	5:30 p.m.
D.C. United vs. Toronto FC	5:30 p.m.
FC Dallas vs. Philadelphia	6:30 p.m.
Colorado vs. Kansas City	7:00 p.m.
Chivas USA vs. LA Galaxy	8:30 p.m.
San Jose vs. Columbus	8:30 p.m.

SUNDAY, MAY 20

Portland vs. Chicago	5:00 p.m.
----------------------	-----------

WEDNESDAY, MAY 23

New York vs. Chivas USA	5:00 p.m.
Chicago vs. FC Dallas	6:30 p.m.
Seattle vs. Columbus	8:00 p.m.
LA Galaxy vs. San Jose	8:30 p.m.

SATURDAY, MAY 26

Houston vs. LA Galaxy	12:30 p.m.
Toronto FC vs. Philadelphia	2:30 p.m.
Columbus vs. Chicago	5:00 p.m.
D.C. United vs. New England	5:30 p.m.
Real Salt Lake vs. FC Dallas	7:00 p.m.
Colorado vs. Montreal	7:00 p.m.
Portland vs. Vancouver	8:00 p.m.
Chivas USA vs. Seattle	8:30 p.m.

SUNDAY, MAY 27

Kansas City vs. San Jose	2:30 p.m.
--------------------------	-----------

SATURDAY, JUNE 2

New England vs. Chicago	tbd
-------------------------	-----

SUNDAY, JUNE 10

Vancouver vs. Houston	5:00 p.m.
-----------------------	-----------

SATURDAY, JUNE 16

Houston vs. FC Dallas	3:00 p.m.
Vancouver vs. Colorado	5:00 p.m.
Philadelphia vs. D.C. United	5:00 p.m.
Montreal vs. Seattle	5:30 p.m.
New England vs. Columbus	5:30 p.m.
Kansas City vs. Toronto FC	6:30 p.m.
Chivas USA vs. Real Salt Lake	8:30 p.m.

SUNDAY, JUNE 17

Chicago vs. New York	3:00 p.m.
LA Galaxy vs. Portland	6:00 p.m.

WEDNESDAY, JUNE 20

Real Salt Lake vs. LA Galaxy	7:00 p.m.
Houston vs. Toronto FC	7:00 p.m.

MLS 2012 SCHEDULE

Colorado vs. San Jose	7:30 p.m.
Seattle vs. Kansas City	8:00 p.m.
Chivas USA vs. Montreal	8:30 p.m.
Vancouver vs. New York	9:00 p.m.

SATURDAY, JUNE 23

Toronto FC vs. New England	2:30 p.m.
Philadelphia vs. Kansas City	5:00 p.m.
Montreal vs. Houston	5:30 p.m.
Chicago vs. Columbus	6:30 p.m.
Real Salt Lake vs. San Jose	7:00 p.m.
FC Dallas vs. Chivas USA	7:00 p.m.
LA Galaxy vs. Vancouver	8:00 p.m.

SUNDAY, JUNE 24

Portland vs. Seattle	3:00 p.m.
New York vs. D.C. United	5:00 p.m.

WEDNESDAY, JUNE 27

Montreal vs. Toronto FC	5:00 p.m.
-------------------------	-----------

FRIDAY, JUNE 29

Kansas City vs. Chicago	6:00 p.m.
-------------------------	-----------

SATURDAY, JUNE 30

Toronto FC vs. New York	5:00 p.m.
New England vs. Seattle	5:30 p.m.
Columbus vs. Real Salt Lake	5:30 p.m.
D.C. United vs. Montreal	5:30 p.m.
Houston vs. Philadelphia	6:30 p.m.
Colorado vs. Portland	7:00 p.m.
San Jose vs. LA Galaxy	8:00 p.m.

TUESDAY, JULY 3

Houston vs. Chicago	6:30 p.m.
Portland vs. San Jose	8:30 p.m.

WEDNESDAY, JULY 4

Montreal vs. Kansas City	5:30 p.m.
FC Dallas vs. Toronto FC	7:00 p.m.
Colorado vs. Vancouver	7:30 p.m.
Real Salt Lake vs. Seattle	8:00 p.m.
LA Galaxy vs. Philadelphia	8:30 p.m.

SATURDAY, JULY 7

Kansas City vs. Houston	6:30 p.m.
FC Dallas vs. San Jose	7:00 p.m.
Real Salt Lake vs. Portland	7:00 p.m.
Chivas USA vs. Vancouver	8:30 p.m.
Seattle vs. Colorado	9:00 p.m.

SUNDAY, JULY 8

Chicago vs. LA Galaxy	1:00 p.m.
Philadelphia vs. Toronto FC	2:00 p.m.
New England vs. New York	5:00 p.m.

Montreal vs. Columbus	5:30 p.m.
-----------------------	-----------

WEDNESDAY, JULY 11

Toronto FC vs. Vancouver	5:00 p.m.
--------------------------	-----------

SATURDAY, JULY 14

Philadelphia vs. Montreal	5:00 p.m.
Columbus vs. Kansas City	5:30 p.m.
New England vs. Toronto FC	5:30 p.m.
Chicago vs. Vancouver	6:30 p.m.
Colorado vs. FC Dallas	7:00 p.m.
San Jose vs. Real Salt Lake	8:30 p.m.
Portland vs. LA Galaxy	9:00 p.m.

SUNDAY, JULY 15

New York vs. Seattle	2:00 p.m.
Houston vs. D.C. United	7:00 p.m.

WEDNESDAY, JULY 18

New York vs. Chicago	11:00 a.m.
Chivas USA vs. Portland	2:00 p.m.
Toronto FC vs. Colorado	5:00 p.m.
Montreal vs. New England	6:00 p.m.
Houston vs. Kansas City	6:30 p.m.
San Jose vs. FC Dallas	8:30 p.m.
Seattle vs. Real Salt Lake	9:00 p.m.
Vancouver vs. LA Galaxy	9:00 p.m.

SATURDAY, JULY 21

New York vs. Philadelphia	12:30 p.m.
Toronto FC vs. Chicago	2:00 p.m.
Columbus vs. D.C. United	5:30 p.m.
Kansas City vs. New England	6:30 p.m.
Houston vs. Montreal	6:30 p.m.
FC Dallas vs. Portland	7:00 p.m.
Real Salt Lake vs. Colorado	8:00 p.m.
LA Galaxy vs. Chivas USA	8:00 p.m.

SUNDAY, JULY 22

Vancouver vs. San Jose	5:00 p.m.
------------------------	-----------

WEDNESDAY, JULY 25

AT&T MLS All-Star	6:00 p.m.
-------------------	-----------

FRIDAY, JULY 27

Real Salt Lake vs. Vancouver	7:00 p.m.
------------------------------	-----------

SATURDAY, JULY 28

Toronto FC vs. Houston	2:30 p.m.
Montreal vs. New York	5:30 p.m.
FC Dallas vs. LA Galaxy	6:00 p.m.
Kansas City vs. Columbus	6:30 p.m.
Colorado vs. Seattle	7:00 p.m.
San Jose vs. Chicago	8:30 p.m.
Portland vs. Chivas USA	9:00 p.m.

MLS 2012 SCHEDULE

SUNDAY, JULY 29

Philadelphia vs. New England 5:00 p.m.

FRIDAY, AUGUST 3

Houston vs. New York 6:00 p.m.

SATURDAY, AUGUST 4

Montreal vs. Philadelphia 5:30 p.m.

D.C. United vs. Columbus 5:30 p.m.

New England vs. Kansas City 5:30 p.m.

Chicago vs. Toronto FC 6:30 p.m.

Colorado vs. Real Salt Lake 7:00 p.m.

SUNDAY, AUGUST 5

Portland vs. FC Dallas 5:00 p.m.

Seattle vs. LA Galaxy 8:00 p.m.

FRIDAY, AUGUST 10

New York vs. Houston 6:00 p.m.

SATURDAY, AUGUST 11

Vancouver vs. Real Salt Lake 5:00 p.m.

Columbus vs. Toronto FC 5:30 p.m.

Kansas City vs. D.C. United 6:30 p.m.

FC Dallas vs. Colorado 7:00 p.m.

San Jose vs. Seattle 8:30 p.m.

SUNDAY, AUGUST 12

New England vs. Montreal 5:00 p.m.

Philadelphia vs. Chicago 5:00 p.m.

Chivas USA vs. LA Galaxy 9:00 p.m.

WEDNESDAY, AUGUST 15

Toronto FC vs. Portland 5:00 p.m.

Columbus vs. LA Galaxy 5:00 p.m.

Vancouver vs. FC Dallas 8:00 p.m.

SATURDAY, AUGUST 18

Seattle vs. Vancouver 2:00 p.m.

Toronto FC vs. Kansas City 2:30 p.m.

Montreal vs. San Jose 5:30 p.m.

Chicago vs. New England 6:30 p.m.

Real Salt Lake vs. FC Dallas 7:00 p.m.

Colorado vs. Chivas USA 7:00 p.m.

SUNDAY, AUGUST 19

D.C. United vs. Philadelphia 3:00 p.m.

New York vs. Portland 5:00 p.m.

Houston vs. Columbus 7:00 p.m.

WEDNESDAY, AUGUST 22

D.C. United vs. Chicago 7:30 p.m.

FRIDAY, AUGUST 24

Philadelphia vs. Real Salt Lake 5:30 p.m.

SATURDAY, AUGUST 25

Montreal vs. D.C. United 2:00 p.m.

Columbus vs. New England 5:30 p.m.

Houston vs. Toronto FC 6:30 p.m.

Portland vs. Vancouver 8:30 p.m.

Chivas USA vs. Seattle 8:30 p.m.

San Jose vs. Colorado 8:30 p.m.

SUNDAY, AUGUST 26

LA Galaxy vs. FC Dallas 5:00 p.m.

Kansas City vs. New York 7:00 p.m.

WEDNESDAY, AUGUST 29

New England vs. Chivas USA 6:00 p.m.

Philadelphia vs. Columbus 6:00 p.m.

D.C. United vs. New York 6:00 p.m.

FRIDAY, AUGUST 31

Portland vs. Colorado 8:30 p.m.

SATURDAY, SEPTEMBER 1

Columbus vs. Montreal 5:30 p.m.

New England vs. Philadelphia 5:30 p.m.

Kansas City vs. Toronto FC 6:30 p.m.

Real Salt Lake vs. D.C. United 7:00 p.m.

LA Galaxy vs. Vancouver 8:00 p.m.

SUNDAY, SEPTEMBER 2

FC Dallas vs. Seattle 5:00 p.m.

Chicago vs. Houston 5:00 p.m.

San Jose vs. Chivas USA 7:00 p.m.

WEDNESDAY, SEPTEMBER 5

New England vs. Columbus 6:00 p.m.

Colorado vs. Portland 7:00 p.m.

THURSDAY, SEPTEMBER 6

Houston vs. Real Salt Lake 6:30 p.m.

SATURDAY, SEPTEMBER 8

Seattle vs. Chivas USA tbd

FRIDAY, SEPTEMBER 14

Kansas City vs. Houston 6:30 p.m.

SATURDAY, SEPTEMBER 15

Toronto FC vs. Philadelphia 11:00 a.m.

Portland vs. Seattle 1:30 p.m.

New York vs. Columbus 5:00 p.m.

D.C. United vs. New England 5:30 p.m.

Chicago vs. Montreal 6:30 p.m.

MLS 2012 SCHEDULE

FC Dallas vs. Vancouver 6:30 p.m.
Chivas USA vs. San Jose 8:30 p.m.

SUNDAY, SEPTEMBER 16

LA Galaxy vs. Colorado 5:00 p.m.

WEDNESDAY, SEPTEMBER 19

New York vs. Kansas City 5:00 p.m.
Columbus vs. Chivas USA 5:30 p.m.
San Jose vs. Portland 8:30 p.m.

THURSDAY, SEPTEMBER 20

Philadelphia vs. D.C. United 6:00 p.m.

SATURDAY, SEPTEMBER 22

Montreal vs. Kansas City 11:00 a.m.
New England vs. New York 5:30 p.m.
Real Salt Lake vs. Portland 6:00 p.m.
Chicago vs. Columbus 6:30 p.m.
LA Galaxy vs. Toronto FC 8:30 p.m.

SUNDAY, SEPTEMBER 23

Philadelphia vs. Houston 2:00 p.m.
D.C. United vs. Chivas USA 5:00 p.m.
Vancouver vs. Colorado 5:30 p.m.
Seattle vs. San Jose 8:00 p.m.

FRIDAY, SEPTEMBER 28

Kansas City vs. Chicago 6:30 p.m.

SATURDAY, SEPTEMBER 29

New York vs. Toronto FC 5:00 p.m.
Columbus vs. Philadelphia 5:30 p.m.
Houston vs. New England 6:30 p.m.
Vancouver vs. Seattle 7:00 p.m.
Portland vs. D.C. United 8:30 p.m.
San Jose vs. FC Dallas 8:30 p.m.
Chivas USA vs. Real Salt Lake 8:30 p.m.

SUNDAY, SEPTEMBER 30

Colorado vs. LA Galaxy 5:00 p.m.

WEDNESDAY, OCTOBER 3

Chicago vs. Philadelphia 6:30 p.m.
Vancouver vs. Chivas USA 8:00 p.m.

SATURDAY, OCTOBER 6

Toronto FC vs. D.C. United 11:00 a.m.
New York vs. Chicago 1:30 p.m.
Philadelphia vs. New England 5:00 p.m.
Houston vs. Montreal 6:30 p.m.
Colorado vs. San Jose 7:00 p.m.
LA Galaxy vs. Real Salt Lake 7:00 p.m.

SUNDAY, OCTOBER 7

Columbus vs. Kansas City 2:00 p.m.
Chivas USA vs. FC Dallas 5:00 p.m.
Seattle vs. Portland 7:00 p.m.

SATURDAY, OCTOBER 20

Toronto FC vs. Montreal 12:00 p.m.
Vancouver vs. Portland 2:00 p.m.
New York vs. Kansas City 5:00 p.m.
New England vs. Chicago 5:30 p.m.
D.C. United vs. Columbus 5:30 p.m.
Houston vs. Philadelphia 5:30 p.m.
Chivas USA vs. Colorado 8:30 p.m.

SUNDAY, OCTOBER 21

San Jose vs. LA Galaxy 5:00 p.m.
Seattle vs. FC Dallas 7:00 p.m.

WEDNESDAY, OCTOBER 24

Kansas City vs. Philadelphia 6:30 p.m.

SATURDAY, OCTOBER 27

Philadelphia vs. New York 11:30 a.m.
Montreal vs. New England 12:00 p.m.
Chicago vs. D.C. United 2:00 p.m.
Portland vs. San Jose 4:30 p.m.
Real Salt Lake vs. Vancouver 7:00 p.m.
Colorado vs. Houston 7:00 p.m.

SUNDAY, OCTOBER 28

Columbus vs. Toronto FC 2:00 p.m.
FC Dallas vs. Chivas USA 5:00 p.m.
LA Galaxy vs. Seattle 7:00 p.m.

All times are Mountain Standard (MT)
Dates and times are subject to change.
Home team listed first.

EVERY SEASON STARTS AT



OFFICIAL
SPORTING GOODS
RETAILER OF THE
RAPIDS, DSG PARK
AND MLS





CUMMINGS

74

DRINKS
SPORTING GOODS



Get active with Kinect.

KINECT™
for  **XBOX 360.**



Games and system
sold separately.



©2012 MLS™

Xbox 360® is a proud
sponsor of MLS

